TOWN OF HARTFORD SELECTBOARD AGENDA
Tuesday, September 19, 2023, 6:00pm
Hartford Town Hall, 171 Bridge Street,
White River Junction, VT 05001

This meeting will be conducted in person at Town Hall
The meeting will also be available on Zoom https://zoom.us/j/549799933 - Please mute your microphone. youtube.com/catv810 – click “live now”. If you are calling in from phone dial: (415) 762-9988 Type in the Room ID: 549-799-933 followed by # Press # a second time and Press *9 to raise your hand for public comment

I. Call to Order the Selectboard Meeting (6:00)
II. Pledge of Allegiance
III. Local Liquor Control Board: None
IV. Local Cannabis Control Board:
a. Consider the Approval of Easy Green Genetix LLC Alternatives for a Local Cannabis License for a Tier 1 Indoor Cultivation Facility located in White River Junction.
V. Order of Agenda
VI. Selectboard
1. Public Comment (6:15)
2. Selectboard Comments and Announcements
3. Appointments:
a. Consider the appointment of Nancy Trottier to the Committee on Housing and Homelessness for a two year term beginning September 19, 2023 and ending September 18, 2025.
4. Town Manager Significant Activity Report (6:45)
Link: https://www.hartford-vt.org/ArchiveCenter/ViewFile/Item/455
5. Board Reports, Motions & Ordinances
a. Think Again RFP Presentation (6:50)
Break (7:20)
b. Kulik RFP Presentation (7:25)
c. Hartford Speed Study (7:55)
d. ARPA Reallocation Request (8:10)
- Municipal Fire Alarm Monitoring RFD Award
e. Capital Improvements (CIP) requests for FYE 2025 (8:15)
1. Parks & Rec
2. Police - none at this time.
3. Planning
4. Fire
5. Construction Management RFD Award for Renovations at Fire Station #2 and New Storage Building at Station #1.
f. Budget Guidance FYE 2025 (9:00)
g. Encumbrances (9:10)
h. Mascoma Line of Credit (9:20)
VII. Commission Reports
VIII. Consent Agenda
Approve Payrolls Ending: 9/2/2023 and 9/16/2023

Approve Meeting Minutes of: 9/5/2023
Approve A/P Manifest of: 9/7/2023, 9/15/2023 and 9/2/2023

Note: Selectboard Meetings Already Approved: 10/3/2023; 10/17/2023; and 10/31/2023.

IX. Executive Session:

1. I move to find that premature general public knowledge of pending civil litigation to which the public body is a party will clearly place the Town at a substantial disadvantage by disclosing its communications.

2. I move that we enter executive session to discuss pending civil litigation under the provisions of 1VSA313(a)(1)(E), and to discuss the employment of public officers pursuant to 1VSA 313(a)(3).

X. Adjourn the Selectboard Meeting

All Meetings of the Hartford Selectboard are open to the public. Persons who are seeking action by the Selectboard are asked to submit their request and/or materials to the Selectboard Chair or Town Manager's office no later than 5pm on the Tuesday two weeks prior to the meeting date. Requests received after that date will be addressed at the discretion of the Chair. Individuals wishing to address the board should do so during the Public Comment period.
Please Note: The Hartford Selectboard offers public viewing of meetings live at Town Hall, and additionally as a courtesy generally on YouTube, Channel 1085, and Zoom. If a member of the public has technical difficulties accessing this meeting remotely, please alert us by emailing Selectboard@hartford-vt.org.

MEMO

TO: Gail Ostrout, Acting Town Manager
Paula Nulty, Acting Assistant Town Manager
Mike Hoyt, Select Board/Hartford Cannabis Control Commission, Chair

FROM: Lisa O'Neil, Town Clerk

RE: CCB Application #S-000004592

DATE: September 8, 2023

Attached please find CCB Application #S-000004592 (redacted) for placement on the next agenda of the Hartford Cannabis Control Commission on September 19, 2023.

As with past applications, each department responsible for reviewing the application has signed on separate copies of the signature page (pg. 3 of 4) of the application; I have labeled them PG 3A, 3B, 3C & 3D respectively.

Please note, by statute & CCB rule, the physical location of the establishment is NOT public information.

From: VCCB Portal No Reply
Sent: Thursday, August 31, 2023 9:41 PM
To: pnulty@hartford-vt.org
Cc: c
Subject: VT CCB: Application S-000004592 Approved

The Cannabis Control Board would like to inform you that S-000004592, Indoor Cultivator Tier 1 Small Cultivator has been received, with its issuance pending approval by your Local Control Commission. This applicant's proposed cannabis establishment is within your municipality.

Pursuant to state law, most cannabis establishment application materials are confidential. See 7 V.S.A. § 901(h)(1)(A). The Board is sharing some of the application information in this document to facilitate the Local Control Commission's licensing review. The Board asks that you abide by state law and maintain the confidentiality of this information.

The Local Control Commission may request further information about the proposed cannabis establishment directly from the applicant.

Business Legal Name and Registered:Easy Green Genetix LLC Alternatives: Easy Green Genetix LLC
Address: (please note, the address of this establishment is not public information)
Principals and Controlling Entities: Stephanie Waterman and Kendall Smith
Primary Contact's email address:
Primary Contact's phone number

For this license type, the applicant is asked the following questions which may be relevant to your review:

- Do you comply with required inspections or permits from other state and local agencies (for example, certificates of occupancy)?
  - Y
- Is your proposed Cannabis Establishment project in a public building?
  - N
- Is the physical site of operation on a municipal water supply?
  - Y
- Are you a home occupancy business?
  - Y

All applicants are required comply with Division of Fire Safety (DFS) requirements which is documented through a

non-jurisdictional letter or fire safety inspection report.

In order to issue this license, the CCB requires the approval of your Town's Local Control Commission.

Please submit documentation of the Local Control Commission's decision via email to CCB.Applications@vermont.gov

Local Control Commission authority is defined at 7 V.S.A. § 863, and the Board has developed information for municipalities and Local Control Commissions on its website. Per CCB Rule 2.14, if a Local Control Commission allows an application to remain undecided for sixty days, that application is presumptively granted. For a list of upcoming projects proposed in your municipality, click here.

Thank you,

Cannabis Control Board

For assistance, contact: (802) 828-1010

CCB.Applications@vermont.gov

Easy Green Genetix LLC



September 1, 2023

Lisa O'Neil, Town Clerk
171 Bridge Street
White River Jct, VT 05001
CC:

Rec'd
SEP 01 2023
3:25pm
Jonel

RE: Application for Local Cannabis License

Dear Lisa,

Enclosed please find my Application for Local Cannabis License for our Tier 1 Indoor Cultivation facility located inside [illegible] in White River Junction.

We have received our zoning permit for a home occupation, effective 7/29/23, a copy of which is enclosed. We have a letter of non-jurisdiction from Fire Marshal Tom Peltier and an email from Chris Hallsworth at DPW noting that there is no allocation of additional flows required for this project, both are enclosed. Additionally, I have enclosed the email from the Vermont Cannabis Control Board sent to pnulty@hartford-vt.org on 8/31/23 noting that our application is received with issuance pending approval by our Local Control Commission. We were approved for licensure at the 8/30/23 meeting of the CCB.

I would like to note that the location of this cannabis establishment is NOT PUBLIC information, as stated in paragraph four of the email from the CCB. I see in the town Policy for Reviewing and Approving Vermont Cannabis Permits it states in paragraph eight that "As of the writing of this policy, the CCB may advise that certain types of applications may require these documents be redacted of some information." I would like to request that the Selectboard redact our address from the public record. The CCB keeps locations of cultivation facilities from public record as a security measure, and I trust that the Town and the Selectboard will see the value in redacting our location in your public records as well.

Sincerely,

Stephanie Waterman

Stephanie Waterman
Owner/Member
Easy Green Genetix, LLC
Cell:
Email:

Rec'd
SEP 0 1 2023
3:25pm

Application for Local Cannabis License
Town of Hartford

On July 12, 2022, the Hartford Selectboard adopted a resolution establishing a local Cannabis Control Commission (CCC) to provide local licenses for cannabis operations. The Selectboard will act as the CCC and provide licenses, including any necessary conditions for parties interested in operating in the Town of Hartford. The following application information is required for review and approval by the CCC prior to commencing operation. Failure to receive approval and licensing from the CCC may result in a notice of violation, including applicable fines.

1. Applicant Information

Name: EASY GREEN GENETIX LLC

Doing Business As:

Mailing Address:

Telephone Number:

Email:

2. Owner/Agent Contact Information

Name: STEPHANIE WATERMAN & KENDALL SMITH

Mailing Address:

Telephone Number:

Email:

3. Property address where use will occur in the Town

4. Licensing Information

Type of License Requested (check all that apply)

	License Type	Tier *(if applicable)*	Date Applied for State Permit	State Permit Number *(if Issued)*
[ ]	Outdoor Cultivation*			
[x]	Indoor Cultivation*	1	July 3rd, 2023	pending local approval
[ ]	Mixed Cultivation*			
[ ]	Retail			
[ ]	Manufacturing*			
[ ]	Testing			
[ ]	Wholesale			

Note: * Requires indication of tier. For more information on tiers, visit www.ccb.vermont.gov

5. Local Compliance Information

Compliance Questions	Answer
Land Use	
Has the Hartford Zoning Administrator (ZOA) been contacted regarding your proposed use?	yes
Has the ZOA determined if the use is permitted in the location you have identified?	yes
If yes, has the ZOA determined if a new zoning permit required?	yes
If a zoning permit is required, what is the date the complete application was accepted for review?	I don't recall
Has the zoning permit been issued? If so, what is the effective date.	Yes! Effective 7/29/23 zoning permit # 2023-108
Water and/or Wastewater	
Is an allocation for Town water and/or wastewater being requested?	NO
If yes, how many gallons per day have been requested?	N/A
Has an allocation been granted? If so, please attach approval for allocation.	NOT REQUIRED PER CHRIS H. @ DPW

PG 3A

6. Acknowledgement & Signature

I acknowledge and understand that this application for a local cannabis license (or licenses) is independent of any approvals issued by the State of Vermont's Cannabis Control Board. I further acknowledge that any license(s), if granted, will expire one year from the date the State finalizes and issues the license after approval by the Hartford Cannabis Control Commission and a new application will be required for renewal. I agree to comply with any conditions included with approval of a cannabis license issued by the Town of Hartford and understand t failure to comply with any identified conditions may result in revocation of this license, including any applicable penalties or fines associated with the violation of conditions.

Signature Stephane Waterman **Date** 9/1/2023

Printed Name STEPHANE WATERMAN

Return completed applications to the Town Clerk at 171 Bridge Street White River Junction, VT 05001 for processing.

Official Use Only – Do Not Write Below This Line

Department Sign Offs

Building Code/Fire Prevention: EM PM Town Clerk: _____

Planning & Development: _____ Public Works: _____

Cannabis Control Commission Review

License/Application #: _____ Date of CCC Meeting: _____

Action by CCC: _____ Date Follow-up sent: _____

PG 3B

6. Acknowledgement & Signature

I acknowledge and understand that this application for a local cannabis license (or licenses) is independent of any approvals issued by the State of Vermont's Cannabis Control Board. I further acknowledge that any license(s), if granted, will expire one year from the date the State finalizes and issues the license after approval by the Hartford Cannabis Control Commission and a new application will be required for renewal. I agree to comply with any conditions included with approval of a cannabis license issued by the Town of Hartford and understand t failure to comply with any identified conditions may result in revocation of this license, including any applicable penalties or fines associated with the violation of conditions.

Signature Stephane Waterman **Date** 9/1/2023

Printed Name STEPHANE WATERMAN

Return completed applications to the Town Clerk at 171 Bridge Street White River Junction, VT 05001 for processing.

Official Use Only – Do Not Write Below This Line

Department Sign Offs

Building Code/Fire Prevention: _____ Town Clerk: Lisa M. O'Neil

Planning & Development: _____ Public Works: _____

Cannabis Control Commission Review

License/Application #: _____ Date of CCC Meeting: _____

Action by CCC: _____ Date Follow-up sent: _____

PG 3C

6. **Acknowledgement & Signature**

I acknowledge and understand that this application for a local cannabis license (or licenses) is independent of any approvals issued by the State of Vermont's Cannabis Control Board. I further acknowledge that any license(s), if granted, will expire one year from the date the State finalizes and issues the license after approval by the Hartford Cannabis Control Commission and a new application will be required for renewal. I agree to comply with any conditions included with approval of a cannabis license issued by the Town of Hartford and understand t failure to comply with any identified conditions may result in revocation of this license, including any applicable penalties or fines associated with the violation of conditions.

Signature Stephane Waterman **Date** 9/1/2023

Printed Name STEPHANIE WATERMAN

Return completed applications to the Town Clerk at 171 Bridge Street White River Junction, VT 05001 for processing.

Official Use Only – Do Not Write Below This Line

Department Sign Offs

Building Code/Fire Prevention: _____ Town Clerk: _____

Planning & Development: JoAnn Ellis Public Works: _____

Cannabis Control Commission Review

License/Application #: _____ Date of CCC Meeting: _____

Action by CCC: _____ Date Follow-up sent: _____

PG 3D

6. **Acknowledgement & Signature**

I acknowledge and understand that this application for a local cannabis license (or licenses) is independent of any approvals issued by the State of Vermont's Cannabis Control Board. I further acknowledge that any license(s), if granted, will expire one year from the date the State finalizes and issues the license after approval by the Hartford Cannabis Control Commission and a new application will be required for renewal. I agree to comply with any conditions included with approval of a cannabis license issued by the Town of Hartford and understand t failure to comply with any identified conditions may result in revocation of this license, including any applicable penalties or fines associated with the violation of conditions.

Signature Stephane Waterman **Date** 9/1/2023

Printed Name STEPHANE WATERMAN

Return completed applications to the Town Clerk at 171 Bridge Street White River Junction, VT 05001 for processing.

Official Use Only – Do Not Write Below This Line

Department Sign Offs

Building Code/Fire Prevention: _____ Town Clerk: _____

Planning & Development: _____ Public Works: _____

Cannabis Control Commission Review

License/Application #: _____ Date of CCC Meeting: _____

Action by CCC: _____ Date Follow-up sent: _____

Intentionally Blank

From: VCCB Portal No Reply
Sent: Thursday, August 31, 2023 9:41 PM
To: pnulty@hartford-vt.org
Cc: c
Subject: VT CCB: Application S-000004592 Approved

The Cannabis Control Board would like to inform you that S-000004592, Indoor Cultivator Tier 1 Small Cultivator has been received, with its issuance pending approval by your Local Control Commission. This applicant's proposed cannabis establishment is within your municipality.

Pursuant to state law, most cannabis establishment application materials are confidential. See 7 V.S.A. § 901(h)(1)(A). The Board is sharing some of the application information in this document to facilitate the Local Control Commission's licensing review. The Board asks that you abide by state law and maintain the confidentiality of this information.

The Local Control Commission may request further information about the proposed cannabis establishment directly from the applicant.

Business Legal Name and Registered:Easy Green Genetix LLC Alternatives: Easy Green Genetix LLC
Address: (please note, the address of this establishment is not public information)
Principals and Controlling Entities: Stephanie Waterman and Kendall Smith
Primary Contact's email address:
Primary Contact's phone number

For this license type, the applicant is asked the following questions which may be relevant to your review:

- Do you comply with required inspections or permits from other state and local agencies (for example, certificates of occupancy)?
    - Y

- Is your proposed Cannabis Establishment project in a public building?
    - N

- Is the physical site of operation on a municipal water supply?
    - Y

- Are you a home occupancy business?
    - Y

All applicants are required comply with Division of Fire Safety (DFS) requirements which is documented through a

non-jurisdictional letter or fire safety inspection report.

In order to issue this license, the CCB requires the approval of your Town's Local Control Commission.

Please submit documentation of the Local Control Commission's decision via email to CCB.Applications@vermont.gov

Local Control Commission authority is defined at 7 V.S.A. § 863, and the Board has developed information for municipalities and Local Control Commissions on its website. Per CCB Rule 2.14, if a Local Control Commission allows an application to remain undecided for sixty days, that application is presumptively granted. For a list of upcoming projects proposed in your municipality, click here.

Thank you,

Cannabis Control Board

For assistance, contact: (802) 828-1010

CCB.Applications@vermont.gov

PLANNING & DEVELOPMENT
SERVICES
HARTFORD, VERMONT

EFFECTIVE DATE
7/29/2023

ZONING PERMIT # 2023-108

WAS ISSUED TO Stephanie Waterman & Kendall Smith

AUTHORIZING home occupation

LOCATED AT [redacted]

MAP/LOT # [redacted]

ISSUED BY: [signature]

ZONING ADMINISTRATOR

THIS PERMIT NOTICE MUST BE POSTED IN A CONSPICUOUS PLACE

NOTE: PROJECT MUST BE STARTED WITHIN SIX (6) MONTHS AND COMPLETED WITHIN TWO (2) YEARS FROM EFFECTIVE DATE OF PERMIT, UNLESS AN EXTENSION IS OBTAINED UNDER SECTION 1-4.3 OF THE HARTFORD ZONING REGULATIONS.

PLEASE CONTACT THE DEPARTMENT OF PLANNING & DEVELOPMENT AT

TOWN OF HARTFORD

FIRE DEPARTMENT

Fire Prevention Division

Thomas Peltier, Fire Marshal

tpeltier@hartford-vt.org

812 VA Cutoff Rd., White River Junction, VT 05001

Telephone: 802-295-3232 ~ Fax: 802-295-5143

Date letter sent: 6/28/2023
Address of Property:

The Hartford Fire Prevention Division strongly discourages growing and/or cultivating cannabis in a single-family residential home due to the inherent fire safety risks associated with the operation. The added load on the electrical distribution system and use of heat lamps/fans in close proximity to plastics and other combustible material pose a significant fire hazard. Fires not only put your family at risk but can impact the safety of your neighbors and first responders.

The Hartford Fire Prevention Division has been in contact with **Easy Green Genetix LLC** We have determined your cannabis grow operation is not a "public building" as defined in 20 V.S.A. Chapter 173§ 2730, therefor we do not have jurisdiction over the premises. The property is a single-family, owner-occupied free-standing dwelling with less than 2 employees. In the future, if you employ more than one person or rent the dwelling to someone, the dwelling unit will be classified a "public building" and a change of use or construction permit application will need to be filed with our office.

Permits and Forms Can Be Found Here: www.hartfordvt.org/services/fire_department/permits__forms.php
Public Building Definition: https://legislature.vermont.gov/statutes/section/20/173/02730

Excerpts From Public Building 20 V.S.A § 2730

(a) As used in this subchapter, "public building" means:

(B) a building in which two or more persons are employed, or occasionally enter as part of their employment, or are entertained, including private clubs and societies.

(b) The term "public building" does not include:

(1) An owner-occupied single-family residence, unless used for a purpose described in subsection (a) of this section.

Safety Tips:

- Ensure your dwelling unit is provided with working photoelectric smoke alarms and carbon monoxide alarms.
- Ensure you do not use extension cords as substitute for permanent wiring. A licensed Electrician should be contacted to ensure your wiring is safe to operate the added load.
- Never put plastic covering material near lights or other heat generating appliances. Thin plastics burn extremely fast and produce toxic gases.
- When using fans or other drying equipment make sure you are not creating a negative down draft of your heating appliance or gas/oil hot water heater. Creating negative pressure can draw flue gas into your home creating a carbon monoxide hazard.

Look for more safety/educational material from our division to assist you in operating a safe business. This letter does not exempt you from other State, Federal or Local laws. https://firesafety.vermont.gov/

Gmail Stephanie Waterman

Request to issue or waive allocation

Christopher Holzwarth <cholzwarth@hartford-vt.org> Fri, Sep 1, 2023 at 10:52 AM
To: Stephanie Waterman
Cc: Bryan Gazda <bgazda@hartford-vt.org>

Stephanie,

Thank you for reaching out to me and providing a project narrative including the date of your home occupation permit.

Wastewater disposal and potable water supply systems are regulated by the State of Vermont, Agency of Natural Resources, Department of Environmental Conservation, Drinking Water and Groundwater Protection Division under the Environmental Protection Rules, Chapter 1 - Wastewater System and Potable Water Supply Rules, effective April 12, 2019 which includes *"§ 1-301 Permit Required (7), the change in use of a building or structure in a manner that increases the design flow of any component of the potable water supply or wastewater system or modifies other operational requirements of a potable water supply or wastewater System"*.

The rules further define a home occupation as "*a means a business, profession, occupation, or trade conducted for gain or support within a living unit, or in a detached structure located on the same lot as the living unit, provided the home occupation is incidental and secondary to the residential use of the living unit; is conducted by an occupant of the living unit; has no employees except for family members who are occupants of the living unit; does not provide clients, customers, or other members of the public access to the potable water supply or wastewater system serving the living unit; and is not required by any state or federal agency to provide clients, customers, or other members of the public with access to a potable water supply or wastewater system*".

The narrative you have provided appears to meet the definition of a home occupation.

The rules also state "*The following actions are presumed to not increase the design flow of any component of the potable water supply or wastewater system or modify other operational requirements of a potable water supply or wastewater system: (1) The addition of a home occupation to a living unit*".

Based upon the your narrative, the home occupation permit granted, and the above the Department of Public Works defines your project as currently proposed to be a home occupation with no increase in flow. Therefore, no allocation of additional flows is required. This determination is subject to change should the scope of your business change to include non-family employees or offer public facilities.

Good Luck with your project.

Chris

Christopher Holzwarth

Public Works Project Manager

173 Airport Road

White River Junction, VT 05001

802-295-3622 phone

802-281-7051 fax

Please note that any response or reply to this electronic message may be subject to disclosure as a public record under the Vermont Public Records Act.

Recvd 8/18/202

TOWN OF HARTFORD
171 BRIDGE STREET
White River Jct., VT 05001
802-295-9353 (Tel.) 802-295-6382 (Fax)
PLEASE PRINT LEGIBLY OR TYPE

ADVISORY BOARD/COMMISSION APPLICATION

Application for X appointment(s) or ___ re-appointment to: Committee on Housing and homelessness

I. APPLICANT DATA:

Name: Nancy Trotter
Address: 88 Perkins Place
WRJct VT 05001
Telephone: (Home) [redacted] (Work) ___ (Other) [redacted]
Email Address: [redacted]
How long have you been a Hartford resident? entire life
Are you a registered voter? yes

II. EDUCATION:

High School: Hartford Year Graduated: 1975
College 1: UVM Degree Earned: BSW
Course of Study: Social work Year: 1982
College 2: UVM Degree Earned: MSW
Course of Study: Social work Year: 1996

III. WORK HISTORY:

Please list Employer name & address (most recent first)	Dates of Employment	Position held	Job duties
DSHMC	since 2006	Social Worker Addiction	

IV. PROFESSIONAL EXPERIENCE:

a. If you were appointed to a board or commission which meet in the evenings, how many nights a month could you serve? Please provide days of the week which you are generally available. Would you be available for evening meetings? yes evenings & mondays 1-3 monthly

b. Why do you desire to serve on this advisory board/commission, and what skills/training can you contribute? as a social worker + resident I am very concerned + invested in housing issues

c. What are your past experiences in Municipal, State or Federal Government? social worker DCF, 10 years

d. What civic or social organizations have belonged to and what positions did you hold? assisted in Hartford voting.

e. What do you perceive as areas of need in the municipality which could be addressed by either the administration or one of the advisory boards/commissions? _____

f. What might some solutions be? _____

g. Other hobbies/interests: hiking gardening

V. REFERENCES: (Please list three)

Name: Linda James Telephone: [redacted]

Name: Tina Weigel Telephone: [redacted]

Name: Melissa Baughman Telephone: [redacted]

Nancy Cotter 8/16/23

APPLICANTS SIGNATURE DATE

SEPTTEMBER 19, 2023
SIGNIFICANT ACTIVITY REPORT

Environmental Sustainability Coordinator

- Vermont is getting a new energy code in 2024, on October 24th at 9am we will have staff from Efficiency Vermont at Town Hall to present to builders and others on the changes that are coming next year. These changes were supposed to go into effect in 2023, but builders, architects and tradesmen asked the legislature to postpone implementation of the code for a year to give those involved in homebuilding more time to learn about the changes and how to implement them safely. For instance, homes are getting tighter and require a certain amount of ventilation based on a buildings size and occupancy, both to provide fresh air and remove moisture, not having a tight home properly ventilated can lead to issues like mold. This event is geared towards builders but open to the public. Please email Dana Clawson at dclawson@hartford-vt.org to register.

-The Hartford Energy Commission's Window Dresser's build has wrapped up measuring for the year. Measurements have been sent to the Window Dresser's facility in Maine, there the pieces for the custom-made frames will be cut and then sent back to us on October 12th. We had a lot of orders this year, and thankfully the Hanover/ Norwich build took some of our orders to keep the number of inserts we're making reasonable, but we are on track to make 201 inserts next month. Our build is taking place at Damon Hall October 12th-19th. If anyone is interested in volunteering, they can find the sign-up link at Windowdressers.org.

-Vermont Works for Women's Trailblazers green construction training program is wrapping up and will have their graduation for their 15 students on Thursday September 21st at the Vermont Agency of Transportation District 4 garage in White River Junction. From 4:00-5:15 there will be a panel discussion on equity at the workplace, followed by a networking event and a graduation event at 6:00.

-Graduates of the Trailblazers program will also be able to take part in the Vermont Adult Learning heat pump training taking place September 25th-28th in Hartford. This program is also open to the general public as well and will offer students OSHA 10 hour certification and an EPA certification to handle heat pump fluids.

- The Upper Valley EV Expo is happening on Saturday September 5th at the Lebanon Town Hall. There will be EV car demos, food, panel discussions on electric vehicles and EV infrastructure, and if Park & Recreation's new electric mower has been delivered by then we plan to have it at the event for show & tell.

Department of Public Works

Administration

Overseeing the installation of the Quechee Main Street box culvert project.
Overseeing the construction of S. Main Street Parking Lot project.
Continued coordination with Highway Division the road work to be completed by the town so the contractor can proceed with final paving of roads.

Started the FY 25 department budget process.
Attended TRORC Transportation Advisory Committee meeting.

Highway Division:

Continue with roadside mowing and have completed most roads.
Picked up trees down from various wind/rainstorms.
Continue road shoulder and grading/ditching work related to paving projects.
Assist Water division with leaks on James Street and Maple Street.
Assisted Solid Waste with Sept. 12 HHW event.
Ordered equipment to replace non-function traffic signal light at the intersection of Maple and Prospect Street with estimated delivery date of 4-6 weeks.
Assisted state and local first responders with accident on RT 4.

Water Division:

Repaired leaks on James Street and Maple Street.
Assisted contractors with the location of water line and charging of waterlines on Fairview Street and Goudreau.
Performed Dig Safe request to mark out water mains.
Read water meters for White River.
Took multiple samples to remove residents from boil water advisory.
Started our fall hydrant flushing.
Assisted Solid Waste with Sept. 12 HHW event.
Removed speed bumps in the Summer Street area.

WRJ Pollution Abatement Plant

Performed routine maintenance at the wastewater treatment plant.
Held a division meeting to discuss general operating and maintenance processes that need to be completed.
Ordered new control panel for Aquatic Center pump station.
Received positive results for 2023 DMR-QA 43 lab proficiency test.
Alliance Mechanical performing maintenance on facility heating system.
Dewatered 250,000 gallons of sludge.
Dewatered 25,000 gallons of sludge brought in from Quechee treatment plant.
Hauled all dewatered biosolids and grit to Lebanon land fill.
Worked with Highway Division to repair several sanitary manhole covers.
Performed Dig Safe request to mark out sewer mains.
Checked problem manholes around town. (Removed T.P.- rags, bricks, and grit from manholes)

Quechee Pollution Abatement Plant

Replaced defective wet well at the Jay Hill Pump Station.
The EQ Basin pump (Pump #2) has been installed and is working as expected.
One of the three pumps at Whitman Brook pump station is inoperable and are researching replacement/repair options.
The primary pump at the Quechee Main Pump Station has a leaking seal and are researching replacement/repair options.
IT (Dillon & Will) continue to work on electronic storage for files and have upgraded us to SharePoint, providing 100% off-site file back-up capability.
Tom Coates has just completed a laboratory proficiency course hosted by Vermont Rural Water.

Solid Waste Facility

In conjunction with Greater Upper Valley Solid Waste District, held our second Hazardous Waste disposal event on Tuesday, September 12 from 1:30-5:30pm, with a total of 177 vehicles and 41 being from Hartford.
Continue with general facility and grounds maintenance.

Assessor

- Met with Various Taxpayers to Review Property Assessments
- Reviewed boundary lot line adjustment legal implications on ownership – preparing packet for Selectboard member on Error and Omission
- Sent Grievance Determination for property at 186 Hillcrest Terrace
- Attended Vermont Assessors and Listers Association (VALA) Annual Conference

Assistant Assessor

- Assisted Various Taxpayers with questions on Tax Bills (real values, homestead, payments, HS122 etc.)
- Every Monday until November 1st, downloaded homestead declarations. Sent corrected Tax Bills to finance (due to homesteads, BCA decision, Errors, and Omissions).
- Processing Property Tax Transfers that were recorded after April 1st, 2023, as part of maintenance work for 2024 Grand List.
- Received "The Steven Jeffrey Rising Star Award" - as a part of VALA's mission to promote and recognize commitment to education and participating in various VALA activities.

Fire Department- Significant Activities Report

Congratulations to our recently promoted officers in the department: Captain Will Laliberty, C- Shift (14 years of service) and Lieutenant Brett Quillia, D-Shift (4 years of service). Both were sworn-in by the Acting Town Manager this week.
The department welcomed a new employee this week. Gabrielle Poole accepted the position of Deputy Fire Marshal and will begin her training to be a certified inspector.
October is Fire Prevention month. The Public Safety building will be holding and open house on a date yet to be determined in October.
The department expects delivery of a new ambulance on Friday Sept. 15. The unit should be in-service after a few days of upfitting serving the community.

Hartford Fire Department Incident Type Report (Summary
Fire Totals 0 0.00% $0 0.00%
2 Overpressure Rupture, Explosion, Overheat (no fire)
Totals 0 0.00% $0 0.00%
3 Rescue & Emergency Medical Service Incident
311 Medical assist, assist EMS crew 7 6.60% $0 0.00%
3111 Called Paramedic Intercept. 1 0.94% $0 0.00%
320 Emergency medical service incident, other 1 0.94% $0 0.00%
321 EMS call, excluding vehicle accident with injury 55 51.89% $0 0.00%
322 Motor vehicle accident with injuries 3 2.83% $0 0.00%
324 Motor vehicle accident with no injuries. 2 1.89% $0 0.00%
350 Extrication, rescue, other 2 1.89% $0 0.00%

356 High-angle rescue 1 0.94% $0 0.00%
361 Swimming/recreational water areas rescue 1 0.94% $0 0.00%
381 Rescue or EMS standby 1 0.94% $0 0.00%
Totals 74 69.81% $0 0.00%
4 Hazardous Condition (No Fire)
411 Gasoline or other flammable liquid spill 1 0.94% $0 0.00%
444 Power line down 1 0.94% $0 0.00%
Totals 2 1.89% $0 0.00%
5 Service Call
511 Lock-out 2 1.89% $0 0.00%
550 Public service assistance, other 4 3.77% $0 0.00%
553 Public service 2 1.89% $0 0.00%
554 Assist invalid 6 5.66% $0 0.00%
561 Unauthorized burning 1 0.94% $0 0.00%
Totals 15 14.15% $0 0.00%
6 Good Intent Call
600 Good intent call, other 1 0.94% $0 0.00%
611 Dispatched & canceled en route 5 4.72% $0 0.00%
622 No incident found on arrival at dispatch address 1 0.94% $0 0.00%
Totals 7 6.60% $0 0.00%
7 False Alarm & False Call
700 False alarm or false call, other 1 0.94% $0 0.00%
733 Smoke detector activation due to malfunction 2 1.89% $0 0.00%
734 Heat detector activation due to malfunction 1 0.94% $0 0.00%
735 Alarm system sounded due to malfunction 1 0.94% $0 0.00%
741 Sprinkler activation, no fire - unintentional 1 0.94% $0 0.00%
743 Smoke detector activation, no fire - unintentional 1 0.94% $0 0.00%
745 Alarm system activation, no fire - unintentional 1 0.94% $0 0.00%
Totals 8 7.55% $0 0.00%
8 Severe Weather & Natural Disaster
Totals 0 0.00% $0 0.00%
9 Special Incident Type
Date: 09/14/2023 Page: 1
Totals 0 0.00% $0 0.00%
Totals 106 $0
Date: 09/14/2023 Page: 2

Police

Hartford Police Department – Call log
911 Hangup Call 10
Agency Assistance 6
Animal Problem 5
Burglary Alarm 14
Citizen Assist 15
Citizen Dispute 2
Condition of Release Violation 1
Court Time 1
Traffic Accident with Damage 5
Traffic Accident with Injuries 2

Directed Patrol 86
Driving - License Suspended 1
Family Fight/Domestic 2
Foot Patrol 12
Found Property 5
Fraud 2
Head Injuries 1
Illegal Burning 1
Dumping 1
Information Report 2
Juvenile Problem 1
Litter/Pollution/Public Health 2
Lock Down Drill 2
Medical Emergency 1
Mental Health Emergency 1
Motor Vehicle Complaint 16
Noise Disturbance 6
Overdose 1
Panic Alarm 1
Paperwork Service 3
Parking Problem 2
Power Line Down 1
Sex Offender Registy 17

Sexual Assault 1
Special Detail 1
Suicide Threat 1
Suspicious Person 2
Suspicious Person/Circumstance 17
Theft 1
Theft of Motor Vehicle 1
Threatening 2
Traffic Hazard 5
VIN Number Inspection 1
Wanted Person 2
Welfare Check 8

Total Incidents for This Agency: 270

Department of Planning and Development Highlights

- Town Plan Housing Chapter Update – Staff finalized draft chapter and reviewed with the Planning Commission/Town Plan Steering Committee Meeting on September 12th. Staff started making the agreed upon changes in preparation for a community meeting in October.

- Economic Development Town Plan Chapter Update - Developing Request for Proposals to hire a consultant to work with the Town on the update.

- Downtown WRJ Parking Lot Reconstruction (Behind Northern Stage, Trail Break and VFW – Continued working with DPW providing alternative parking during the

South Main Street Municipal Parking, and weekly updates for the Town Website, downtown business and interested people. For construction question contact DPW at 802295-362, and Matt Osborn mosborn@hartford-vt.org for parking related questions.

- Taft's Flat Historic District Nomination Project RFP - Received one proposal from a historic preservation specialist to prepare the documentation for submittal to State and Federal agencies for listing on the National Register of Historic Places.

- Hartford's Performing Art History Project: Promoting a public presentation of the project to be held on September 20th at 6:30 PM at Town Hall.

- Land Development Review and Permits: Continued to assist the community regarding inquiries on development and permitting process and conducted inspections of completed projects for issuance of Certificates of Occupancy. Since January we have issued 150 permits.

- Administrative Assistant: Reviewed applications for our vacant position and began interviewing candidates.

Parks & Recreation

Program and Park Highlights

- Over the past two weeks the parks had a total of 49 permit reservations for a total of 149 hours of usage. Maxfield Sports Complex had the most reservations with a total of 38.
- The ribbon cutting of Ratcliffe Park's new beginner friendly dirt, bike track took place on September 13th. We want to thank Emily Strizich and On the Right Track Project for not only coordinating the event yesterday but organizing the community effort to build the track. Hartford Parks & Recreation and all our new and avid bikers appreciate what Emily has done. We look forward to continuing our relationship and bringing more experiences like this to other parks.
- Our after school programs have started up and are full. Lego Club, Dungeons & Dragons, OQS Adventure and Clay Play.
- Hartford High School continues fall sports at Maxfield.
- Pickleball continues at Maxfield on Tuesday and Thursday from 5:30pm to 7:30pm.
- NFL Flag Football, Soccer, Field Hockey all continue throughout the parks system.
- The Department continues to work with the WWI Monument Committee. We anticipate the foundation for the monument to be installed this fall. Lowery Property Services will be donating their services to dig the area for the foundation. Weld-Tek was on site to look at the information kiosk in Veterans Park. They will be looking to restore the legs, sand blast and repaint.

- Parks Staff cleaned up the lower deck of Quechee Falls Park. However, we are unable to open that section until the fencing is replaced. A third vendor is scheduled to look at the project. The vendors are very busy and it is uncertain when it will be replaced once the vendor is chosen.
- We continue mow regularly between the wet weather. This still makes it difficult for staff to work on individual projects in the parks.
- The Barwood Arena Draft Schedule is complete and we have sent contract out to all our users.

Town Clerk

1. The attended the Vermont Municipal Clerks & Treasurers Association Annual Conference on Sept. 12th & 13th. There were many wonderful training options; the Clerk attended the following sessions: Conflict Resolution & Communication Strategies presented by Cindy Nolte; 2024 Presidential Primary & General Election overview from the VT Elections Division; VT Department of Liquor and Lottery licensing portal updates/improvements; Equity & Diversity: IDEAL VT Initiative presented by Shalini Suryanarayana, Vt Racial Equity Education and Outreach Associate; Center for Tech and Civic Life did a presentation regarding online communication of election-related information for voters; and, Cemetery Best Practices and Home/Green Burials by Patrick Healy, Green Mount Cemetery Director & president of the VT Cemetery Association.

2. The clerk will be attending the Secretary of State's Clerk Advisory Council meeting in Middlesex & Montpelier on Tuesday, Sept. 19th.

3. We have received 10 requests for Abatement to date. The Board of Abatement will be holding five Abatement hearings on Thursday, September 21st. A second date for Abatement hearings has been set for October 16th to hear the remaining requests.

4. Election Training dates are rolling out in preparation for the three major elections in 2024. The Clerk and some BCA members will be attending training for the Accessible Voting Systems (AVS) on two dates in early October and a Voting Tabulator Training in early November. Each of the respective companies that service the AVS (Democracy Live), and the tabulators (LHS) will be providing maintenance on the machines this fall.

Davey Shlasko, Think Again Training & Consulting
davey@thinkagaintraining.com
www.thinkagaintraining.com
845-417-6518

Proposal for Assessment on Community Safety for Town of Hartford, VT
Prepared by Davey Shlasko and Kendra Colburn, Think Again Training & Consulting
August 4, 2023

Dear Selectboard Members,

Thank you for the opportunity to submit this proposal for consulting services to assess community safety in the Town of Hartford.

Your Request for Proposals indicates a nuanced understanding of what makes a community safe, including that different stakeholders understand safety differently, and have different experiences of safety in the town and in their lives.

People often talk about assessment as if it is separate from intervention, but we know that measuring something often changes it. Rather than considering this a hindrance to accurate measurement, we consider it a natural benefit of the very human and relational nature of this kind of assessment. The assessment process, as we propose it, is simultaneously a process of community education, skill-building, and relationship-building. By the end of an assessment process with us, organizations and communities not only know more about themselves and their contexts but also have the skills to continue learning and self-assessing, to better communicate with each other, and to solve problems collaboratively.

The enclosed proposal outlines a plan for a 12- to 18-month assessment process that will engage local implementation partners as well as numerous other stakeholders. While there are aspects of the project that could be accomplished faster than this timeline, faster is not always better. To make your community safety assessment a sustainable and useful process in the long term, stakeholders (town officials, residents, service providers, etc) need time to build the trust and relationships necessary to be direct and honest in their input, and to take in and use what they're learning from the findings. This plan seeks to strike a balance of keeping up the momentum of the project while being realistic about the time necessary to effectively engage stakeholders at the depth necessary for meaningful results.

We welcome any questions you may have about the proposal, and look forward to the opportunity to discuss it with you and to adapt the plan together to best suit your needs and priorities.

Warm regards,

Davey Shlasko
Founder and Director, Think Again Training and Consulting
davey@thinkagaintraining.com
845-417-6518

Kendra Colburn
Consulting Project Lead, Think Again Training and Consulting
kendracolburn@gmail.com

Our Qualifications & Capabilities

Think Again Training & Consulting, LLC
27 Woodlawn St., Unit 2
Jamaica Plain, MA 02130
Contact Davey Shlasko, 845-417-6518, davey@thinkagaintraining.com

Think Again Training & Consulting is a team of three full-time and about two dozen part-time consultants who bring a wide range of perspectives, skills and knowledge to the work. Each Think Again consultant is an experienced social justice educator, and many bring other areas of specific expertise including organizational development, nonprofit management, educational leadership, and public policy. All Think Again's team members contribute to the library of trainings, tools and services we can offer you, even those who are not specifically assigned to this project. We work in diverse teams to meet the goals of each project, while modeling the kinds of collaboration and reflective practice we help client organizations to develop.

The following consultants will provide the bulk of the services on this project, with support from other Think Again team members as appropriate. The project will be managed by Kendra Colburn. All four have worked together in various combinations on collaborative consulting projects for a minimum of three years (some for over 10 years) and bring a combined 60+ years experience in the field.

- Chelsey Branham (she/they) (Chickasaw) specializes in transformational equity in public administration, public policy, and economic development and has over 15 years of experience in the public, private, and nonprofit sectors. As a master's graduate in international studies and a native Chickasaw, she has always sought out diverse and global perspectives to find equitable and innovative solutions to economic, policy, and management issues. Transforming systems through policy improvement and development have been a huge priority in Chelsey's career, as both a former State Representative and a consultant. Chelsey earned their B.A. in Psychology and Religious Studies, and their M.A. in International Economics & Development from the University of Oklahoma.
- Kendra Colburn (she/her), a Hartford resident, has provided social equity consulting and training to organizations, businesses, and institutions in Vermont and beyond since 2009. From 2016-2020, she was a co-owner and team member of Equity Solutions, a consulting cooperative focusing on racial and economic equity in Vermont. Born in a family rich with the history of both New England's white working poor and, more distantly, its WASP elite, Kendra brings an intersectional class lens to her work and life. She co-facilitates community-based Cross Class Dialogue Circles, has worked in blue-, pink-, and white-collar trades, and has been part of Upper Valley community organizing around environmental, food, socioeconomic, and racial justice issues since 1997. Kendra has a BA in American Studies from Smith College. She appreciates and uses the many services provided by the Town of Hartford, and strives to work with her neighbors towards equity at every opportunity.
- Davey Shlasko (he/they) is the founder and director of Think Again Training & Consulting. For over two decades, Davey has followed a passion for facilitating adult learning that supports organizational and systemic change for social justice. Davey's work has supported schools, universities, healthcare and human service providers, advocacy organizations, and small businesses to integrate principles and practices of social justice into their long-term planning and everyday action. Davey has an M.Ed. in Social Justice Education from UMass-Amherst, and teaches as an Adjunct Associate Professor in social theory and trans studies at Smith College School for Social Work.
- Janae Peters (she/her) integrates her clinical social work experience with her social justice analysis to facilitate relational processes of discovery and transformation for organizational change. As an internal consultant at Smith College School for Social Work, and in many other organizations, she has implemented policy and programmatic shifts that center racial equity, racial justice, anti-racist, and restorative practices. She currently serves as Dean of Students on a team that has created and opened a school in Cleveland, Ohio that works hard to transform education as we know it and the lives of people in the educational environment.

Project examples with references:

Maine Farmland Trust (MFT)
Think Again worked with MFT to conduct a DEI assessment of climate, internal policies, staff competency and program practices. We produced a detailed report outlining themes from the assessment including strengths, areas for improvements, and recommended next steps. Throughout and following the assessment we collaborated closely with MFT's DEI working group to prioritize and strategize. After about six months of assessment and planning, we moved forward with several interventions including an all-staff training series and a department-level DEI goal-setting process. MFT renewed the contract for an additional six-month period, which included a follow-up assessment and further interventions from the original recommendations.

Contact: Amy Fisher, Executive Director, 617-223-1871, afisher@mainefarmlandtrust.org, 97 Main St, Belfast, ME 04915

Hunger Free VT (HFVT)
When we started working with HFVT they already had a clear sense of some internal DEI needs, and wanted to build internal capacity for DEI work. We began with in-depth staff training in which staff members practiced applying equity tools to organizational problems, such as community engagement planning and internal policy revision. We continued to work with staff teams to finalize revisions to a number of internal policies, and in parallel, coached the director and several other staff members to build capacity for equity work. Our work with HFVT is ongoing, and the current focus is on strategic planning using an equity-focused community-centered design approach.

Contact: Anore Horton, Executive Director, 802-231-1293, ahorton@hungerfreevt.org, 38 Eastwood Drive, Suite 100, South Burlington, VT 05403

Windham and Windsor Housing Trusts (WWHT)
In the second half of 2020, Kendra and Davey (via our former business entity Equity Solutions) conducted an equity assessment of WWHT focused on questions of inclusion and belonging among residents and staff. We gathered information through a survey of residents (>100 respondents), focus groups, and individual interviews. Obviously, this project required significant flexibility and creativity to contact residents during a time of unprecedented uncertainty related to the COVID-19 pandemic. We issued a report summarizing themes and recommendations from the assessment, which WWHT has since followed up on independently.

Contact: Elizabeth Bridgewater, Executive Director, 802-246-2109, ebridgewater@homemattershere.org

Please see the attached final report for a past client's organizational equity assessment. This example has been redacted to protect the client's privacy, but provides an idea of our approach to equity and the kind of analysis and recommendations our team may provide. A Community Safety Assessment report would, of course, present different specific content and depth of analysis.

Methodology

Our approach to this project utilizes the model of Trauma-Informed Community Engagement. We developed this model (while part of Equity Solutions) as an application of SAMHSA's 6 principles of a trauma-informed approach to the messy realities of engaging rural community members who are impacted by poverty, racism and other forms of inequality. Both *assessing* community safety and *building* it require a variety of engagement strategies to build trusting relationships over time among a range of stakeholders, and this model offers exactly such strategies.

Central to the Trauma-Informed Community Engagement model is the idea that community efforts should be led by those most impacted by the issue. Hartford's Community Safety Assessment should belong to the town's residents, workers and other stakeholders. As consultants we should guide and support the work, but the direct engagement should be done primarily by people who are part of the town. Therefore we propose creating a Task Force of local people with existing relationships in the community (including service providers, community leaders, peer leaders, etc.), whom we would:

- guide to identify and contact stakeholder groups
- train to collect data through trauma-informed focus groups
- facilitate through the process of interpreting the data

This process has the triple benefit of assessing the current situation, strengthening relationships with community members most often overlooked by standard engagement strategies, and building the town's capacity to continue engaging all stakeholders and assessing progress into the future with ongoing feedback and accountability mechanisms.

This process also contributes to reducing bias and power dynamics in several ways: First, individuals who are engaged will be contacted in a peer-to-peer fashion by people who share their personal investment in Hartford's future, rather than by outside researchers. Second, the Task Force can serve as a diverse group of decision-makers (diverse in terms of role in the community as well as demographic markers like age, SES, gender, race, etc.), an evidence-based approach to interrupting implicit bias in decision-making.

In order for the Task Force to serve its role effectively, it will need to be supported financially and logistically. Some low-income Task Force members may need stipends to enable their participation. Others might participate as part of their existing job roles (as employees of the town, local nonprofits and businesses), and in those cases their employers will have to dedicate a significant amount of their time to the role. At a *minimum*, we suggest five people, three of whom are not Town employees, who can contribute 30 to 60 hours each over the course of the project.

Sample Timeline

Because our proposed plan requires significant community participation (especially of Task Force members), it is difficult to provide an exact timeline at this point. If the Town decides to move forward with us, we should discuss the details of resource and time commitments that will be needed beyond our consulting fees and then establish a realistic timeline together based on that. The timeline below estimates a 12 - 18 month process.

Phase 1: Baseline Discovery (1 - 2 months)

During this phase, consultants begin building relationships with Town stakeholders and learn enough to design the details of the following phases.

- Consultants establish points of contact in Town, police, fire, and key human service agencies
- Town provides a list of possible focus group participants for this phase; consultants may add to list

Consultants conduct at least two focus groups with involved institutional actors, focused on understanding their different perspectives on the goals, purpose and best possible outcomes of the Community Needs Assessment. This will also be an opportunity to gather these stakeholders' input on potential Task Force members. For example, these groups could include:

- Representatives from the police and fire departments
- Representatives from medical and mental healthcare agencies

- Representatives from agencies that work on housing, food security, and other poverty services/advocacy roles (such as staff members at The Haven, LISTEN Community Services, etc.)

Also as part of this phase, consultants will review existing data including the Town's annual report, demographic data, and any other community-wide survey data. We'll want to understand what is already known about community safety, conflicts, unmet needs, and related issues, as well as *how* stakeholders have previously been engaged in data collection.

Phase 2: Design & Development (2 months)

Based on the learning from Phase 1, the consultants will work with the Town to recruit and convene the Task Force. Then we'll work with the Task Force (and potentially additional stakeholders) to co-develop data collection tools which may include a survey, interview guide, canvassing guide, and/or focus group protocol.

As part of developing data collection tools, the consultants will guide the Task Force to analyze the existing data and establish goals for filling in the gaps - including goals about specific people, roles, communities, and/or demographics that may have been underrepresented in previous data.

Different target demographics may respond better to different engagement strategies. For instance, police officers and staff may prefer one-on-one interviews, whereas neighborhood residents may feel safer engaging in a focus group where the interviewer and/or some other participants are known to them. These different needs will be among the considerations in designing data collection tools.

The consultants will contribute our expertise in designing such tools (including instruments we developed as part of the Trauma-Informed Community Engagement model, such as trauma-informed focus group protocols), and the Task Force and other stakeholders will help make the tools locally-relevant and specific to Hartford's communities and goals. The Task Force will also be instrumental in strategizing about how to generate buy-in and communicate to stakeholders that the project is trustworthy and worth their time.

Phase 3: Training for Implementation (2 - 4 months):

Outreach for who will implement, Trauma Informed Engagement training for cohort

During this phase the consultants train local people (we envision some Task Force members and potentially other community partners, depending on the kinds of engagement strategies established in Phase 2)) to implement the chosen data collection tools. Details of this phase will depend on which Town and agency actors are available to work on implementation. In addition to focus group facilitators (who can be drawn from the Task Force) we will likely need people to conduct 1-on-1 outreach and interviews.

At a minimum, we suggest three people who are not Town employees who can contribute 20 to 50 hours each for training and implementation..

Phase 4: Implementation (3 - 6 months)

Details of implementation will, of course, depend on the tools identified as most useful during the earlier phases. Here are a few examples of tasks that might form part of this implementation. Note that some of these strategies will be much more time-effective during warm weather months. Each kind of engagement strategy has pros and cons in terms of effectiveness with target populations, budget, and other concerns, and the Task Force will take this into account as they choose an overall plan.

- Trauma-informed focus groups: Three facilitation teams (one or two trained, local facilitators) conduct 12 focus groups each (e.g. 4 per month for 3 months), for a total of 36 focus groups with up to ~10 participants each (total of 360 individuals focus-grouped)

- One-on-one interviews: Focus group facilitators conduct individual interviews as needed, with people who are unable to attend scheduled groups and/or who have specific concerns they want to share privately (e.g. up to 10 per month for 3 months = up to 30 one-on-one interviews)
- Survey - electronic and paper: One or two Task Force members market and distribute electronic surveys via relevant lists, ads in local forums, etc. Two others serve as canvassers, collecting verbal/paper surveys (e.g. 25 points of contact per day, for 10 days (each) spread out over a 3 mo period, for total of ~500 respondents)

The majority of direct engagement will be conducted by trained local facilitators (Task Force members and others); however, to avoid discomfort resulting from overlapping relationships and power dynamics, consultants may also conduct some interviews and/or focus groups.

As noted in the RFP, the consultant(s) will confirm any needed legal considerations or obligations following the collection of anonymous reports or surveys that disclose legal, medical, or other protected or sensitive information.

Phase 5: Analysis (2 months)

Consultants will train the Task Force on basic principles for analyzing the data, and will facilitate group processes to collaboratively analyze and summarize the data into meaningful findings.

Consultants will then prepare a report of preliminary findings.

Phase 6: Report Revision and Dissemination (2 months)

Consultants will share preliminary findings with the Town of Hartford Town Manager, Fire Chief, and Police Chief or their designee(s), and with the Task Force, and will host and facilitate a discussion of the findings with those stakeholders. Comments will be invited both during the discussion and in writing following it, with a deadline of ~2 weeks following the discussion. Consultants will revise the report to incorporate comments and submit the final report no more than 4 weeks after comments are received. In keeping with the importance of transparency to community safety and trust, consultants can plan and facilitate rolling out the final report findings to the larger Hartford community, or the Town can take on that responsibility.

Summary of Timeline

Month / Pase	Activities	Deliverables

Month 1
Phase 1
	• Initial meetings and focus groups with Town Manager, Police Department, Fire Department, and key human services agencies
	• Initial communications to stakeholders (public)
	  ○ Inform stakeholders of the process and their possible roles in it
	  ○ Begin to generate interest and buy-in
		Language for introducing project to stakeholders

Month 2 Phase 1	• Review existing data and documents • Generate list of potential Task Force members • Document initial knowns/unknowns	List of potential Task Force members Preliminary summary of data to be gathered
Month 3	• Convene Task Force	Task Force membership & roles

Phase 2	• Initial training / orientation with Task Force	finalized
Month 4 Phase 2	• Guide Task Force in development of data collection tools	Data collection tools drafted
Month 5 Phase 3	• Train Task Force for implementation of tools • Revise data collection tools as needed, based on feedback and observations during training • Draft implementation plan / calendar • Recruit and train any additional community data collectors	Revised data collection tools
Month 6 Phase 3	• Complete training for implementation • Finalize implementation plan / calendar *Note Phase 3 may take up to 2 months longer, depending on availability of local implementers*	Implementation plan / calendar
Months 7 - 12 Phase 4	• Launch data collection tools (surveys, interviews, focus groups, and/or others)\ • Continually document questions that have been answered, those that remain, and new questions that emerge • As needed, update / amend data collection tools (e.g. add questions to future focus groups; identify additional specific interview targets)	Monthly informal update to Task Force, Town Manager, Police and Fire Chiefs
Month 13 Phase 5	• Facilitate Task Force through collaborative data analysis and interpretation process	
Month 14 Phase 5	• Write preliminary findings report	Preliminary findings report
Month 15 Phase 6	• Present preliminary findings • Facilitate discussion of preliminary findings • Collect input on preliminary findings	
Month 16 Phase 6	• Revise findings report	Final report

Costs and Logistics

Because our approach is collaborative, and includes co-developing the data collection plan with the Task Force, we are providing here our estimate of the total cost based on our best guess of what the data collection plan might be. Of course, the Task Force might decide on a less-intensive plan, requiring less work for both local implementers and consultants. It is also possible the Task Force would want a more-intensive plan, or one that relies on more consultant labor, and would have to prioritize to keep the project within established budget parameters.

Based on the example data collection plan described above:

- The total consultant fees for the project is $123,000 including time, travel and materials
    - based on a rate of $150 per consultant-hour
    - assuming one local consultant doing the bulk of the work, and one non-local consultant traveling for in-person work 5 - 8 times over the course of the project.
    - assuming the project takes place over a period of 16 - 18 months
- The total work time required from local implementers is 580 hours, which could be distributed evenly or unevenly among 5 - 8 Task Force members (and potentially additional data collectors), some of whom could be Town employees, others who might be able to volunteer, and others who would have to be compensated through existing roles or through stipends provided by the Town.

Equity pricing model:

- We strive to keep our services accessible to the communities and organizations that need them, while also respecting our consultants by paying a fair and livable wage. If the initial estimate for what you need is beyond your budget, contact us for a discount application form. Discounts are allocated based on the availability of funds and on the principles of equity, impact, and supporting the leadership of the people most impacted by societal injustice.

- To fund these discounts, we accept voluntary donations from people and organizations who can afford to contribute. This project of Think Again is fiscally sponsored by the Peace Development Fund (PDF), a 501(c)(3) public foundation. Through PDF you can make a tax-deductible contribution to support Think Again providing discounted services for groups and organizations that need them, at this link.

Disability Access & Accommodation

Online and in-person: We follow the principles of Universal Design for Learning to make trainings accessible to a wide range of participants. If any participants have particular access needs we may need to account for, whether related to a documented disability or not (e.g. need large print materials, have mobility limitations, limited English literacy, sensory processing needs, etc.), please let us know in advance so that we can design the session to include and accommodate everyone.

Online only: To do truly interactive online training sessions, each participant should have their own device with access to high-speed internet, a camera, and a microphone. By default we provide computer-generated captions for all online sessions. Professional human-generated live captions are more accurate and are important for people who are relying solely on captions. If any participant needs human-made captions, ASL interpretation, etc., we will work with you to find the most appropriate and cost-effective way to provide that.

In-person only:

- As a health accommodation, we ask conveners to request that training participants refrain from wearing fragrances on the day of our in-person session (perfume, cologne, scented lotion, etc.), and to remove any fragrances from the meeting space (potpourri, air fresheners, etc.) in advance. This is related to a specific health impact affecting several of our trainers, and is a necessary accommodation in order for us to do our best work and avoid becoming ill. We are happy to explain more if needed, and to provide sample language for the request.
- Some of our trainers require level access (e.g. wheelchair ramps).
- Based on the current public health situation, facilitators may require COVID precautions such as adequate air circulation, air filtration, space for social distancing, or masking.
- For large groups, we ask that conveners provide microphones for the presenters and to pass around for participant comments.

Assessment Summary & Recommendations: Diversity, Equity and Inclusion at

2022

Prepared by Meiver De la Cruz and Davey Shlasko

Table of Contents

Executive Summary 3

Themes related to DEI work so far 6

Good will 6

Lack of demographic, salary, and climate data 6

Wide range of perceptions around the current status of DEI in 7

Lack of clarity in understandings of DEI 7

Lack of clear roles or responsibilities for DEI 8

Themes related to structures, policies and practices 11

Recruitment has been narrow 11

Hiring processes leave room for unintentional bias 12

Retention concerns 12

Vague expectations leave room for unintentional bias 13

Salary transparency and equity 14

Policies with implicit structural bias 14

Themes related to company culture and climate 16

Lack of cohesive culture/community 16

Individualism 16

Low level of trust in management 17

Microaggressions 18

Recommendations 19

Clarify and commit to DEI values 19

Clear delegation of DEI tasks 20

Remove unintentional bias from hiring processes 21

Training for leaders, managers, and all staff members 22

Policy Revisions 23

Executive Summary

Background

In 2021, engaged Think Again Training & Consulting to advise on issues of equity and inclusion in this young and rapidly growing company. Before Think Again came on board, had formed a group and had conducted an internal survey about DEI and other workplace climate concerns. In discussions leading up to Think Again's involvement, personnel expressed concerns about recruiting and retaining diverse staff members, as well as a sense that "we don't know what we don't know." Think Again began the DEI consulting process with an assessment of the current situation, to investigate concerns and fill in the unknowns. Simultaneously, we began offering recommendations on hiring and recruitment, since that was a priority concern for . This report documents our findings and recommendations for next steps.

Assessment process

In 2021, Think Again conducted an assessment of policies, practices, and climate related to DEI in as a workplace. We did not assess DEI in products or services. The assessment process included:

- A thorough document review
- Weekly meetings with HR and executive personnel
- Focus groups and 1:1 interviews

Summary of themes

As patterns and themes emerged, we organized our findings into three areas: themes related to DEI work so far; themes related to structures, policies and practices; and themes related to organizational culture and climate. The categories are not mutually exclusive and some observations appear in more than one theme. Some of the themes reflect patterns that some people in are already aware of, but that are not shared knowledge throughout . With this report as a shared reference point, we hope to enable more effective communication and action about DEI needs.

Themes related to DEI work so far include

- Good will
- Lack of demographic, salary, and climate data
- Wide range of perceptions around the current status
- Lack of clarity in understandings of DEI
- Lack of clear roles or responsibilities for DEI

Themes related to structures, policies and practices include

- Recruitment has been narrow
- Hiring process leaves room for unintentional bias
- Retention concerns
- Vague expectations leave room for unintentional bias
- Salary transparency and equity
- Policies with implicit structural bias

Themes related to company culture and climate include:

- Lack of cohesive culture/community
- Individualism
- Low level of trust in management
- Microaggressions

Summary of recommendations

Following the themes we offer recommendations for next steps, some of which can begin immediately and others which will be long-term endeavors. Recommendations are detailed on pages 19-23, but briefly they include:

- Clarify and commit to DEI values
- Clear delegation of DEI tasks
- Remove unintentional bias from hiring process
- Training for leaders, managers, and all staff members
- Policy revisions

Given that is a relatively new organization, and very new to DEI efforts, we would expect to find many areas for improvement, and we did. cannot address all the recommendations at once, but we include them all so that this report can serve as a baseline for work on DEI moving forward. Prioritizing recommendations and strategizing about how to implement them is the next step.

We want to emphasize that everyone we met at has positive intentions and wants an inclusive workplace. One thing we know about DEI in *all* organizations is that good intentions are not enough. To make our work as equitable and inclusive as we intend, we must be willing to confront our ignorance, acknowledge where our efforts have fallen short, and recognize untapped potential for more equitable and inclusive practices. We encourage people to read this report with an attitude of responsibility rather than blame or shame, asking not "who is at fault," but rather "in what ways are we able to respond to the current situation."

Themes related to DEI work so far

Good will

Employees are invested in and their future in the company. People care about their jobs and each other and have positive intentions towards their fellow employees, as evidenced by the positive response and candid participation in our focus groups. Many people enjoy their work and would like their work*place* to be a place they will want to stay long term.

Lack of demographic, salary, and climate data

The lack of internal demographic, salary, and climate data makes it hard to quantify DEI data points and feeds perception of widespread inequities. For example, many employees believe there is a race and gender pay gap in , and does not have the data to contradict them.

had conducted an internal DEI survey, and results were tabulated and shared with us later when we began this work. The survey results were helpful in pointing us toward areas of concern to follow up on; however there were several problems with the survey that made the data less useful than it could have been:

- The survey did not ask for demographic information, so there was no documentation of whether some groups had more positive experiences related to DEI in the work environment than others.
- Some questions contained implicit bias, for example assuming a majority identity for the respondent.
- Some questions were unclear or leading.
- Categories of analysis were conflated in unhelpful ways, such as grouping policy and procedural questions together with questions about employees' direct personal experiences.

Some people in are reluctant to take any action related to DEI without hard numbers. The pervasive reliance on certain kinds of data (quantitative) over others (such as staff members' reported experiences, or widely known patterns in diverse workplace dynamics), combined with not having collected or documented the relevant data, can be used as an excuse to delay DEI initiatives.

Perceptions of how diverse the staff is vary by division, and probably also by past experiences in diverse (or not diverse) workplaces to which people are implicitly comparing - meaning that on average, white men are more likely to feel like is diverse enough than are women and BIPOC people.

Wide range of perceptions around the current status of DEI in OM1

survey revealed a wide range of perceptions about how was doing around issues of DEI - what was going well, what problems existed, and what needed to change. Through focus

groups we gathered qualitative data to explain these differences, and found that the differing perspectives on some issues were pretty closely tied to race and gender.

For example, nearly all of the women and People of Color we spoke with (and some white men) are really concerned about the hiring and retention of People of Color , and of women in certain divisions. They understand the lack of diversity among new hires and the seemingly poor retention of PoC to be a systemic issue that must do something about. On the other hand, some other employees expressed a perspective that isn't much less diverse than the field as a whole, and even if it is, it's simply a matter of lack of qualified candidates.

Similarly, women we spoke with overwhelmingly described a climate of pervasive casual sexism, one-upmanship, rigid expectations, and unfriendly competition. Men we spoke with mostly described an environment of mutual support, respect and collaboration. This indicates not only that the work culture at is differentiated by gender, but also that many men are not aware of this difference.

Perhaps most troubling is the contrast between those who describe experiences of exclusion they have faced , and those who persist in asserting that everything is fine even when presented with their coworkers' negative experiences. Related to the reliance on only some kinds of data, some people take the position that we must assume situations are fair and equitable unless there's hard evidence otherwise - even though they have no hard evidence that the situation *is* fair and equitable. They discount direct accounts as evidence, which contributes to a sense of distrust and disconnection in the workplace and limits their capacity for accurate self-assessment

Lack of clarity in understandings of DEI

Like in many workplaces at this stage of a DEI process, there is no clear consensus about what diversity, equity and inclusion mean, nor shared understanding of how these concepts relate to everyday operations:

- Some revealed a "color-blind" approach that we would describe as equal treatment that does not necessarily lead to equal outcomes, and can often be a barrier to equity, e.g. "we treat everyone the same," while others talked about the necessity of meeting different groups' different needs.
- Some people define *inclusion* only in terms of what it *isn't* ("lack of exclusion"), without a clear idea of what it *is*.
- Many people define both equity and inclusion in *individual* terms, such as "individuals' feelings of belonging," while others (and we) understand them to also include organizational practices such as inclusive decision-making, inclusive recruitment and retention strategies, equitable wages, equitable access to positions of authority, and inclusive meeting facilitation.

- Some define equity and inclusion only in terms of race, while others (and we) understand it to also include other forms of identity such as gender, migration status, socioeconomic status, sexual orientation, disability, religion, etc.

- Some team members see diversity as irrelevant or even as a distraction, rather than as an integral part of a healthy organization. For example, some teams have a norm of not talking about identities like gender, sexuality, and race because they're seen as irrelevant. (Members of these teams probably *do* talk about their own normative/majority identities, without noticing it. The norm of not talking about marginalized/minority identities is a way of perpetuating an exclusive environment that both prevents minority team members from feeling fully welcome and protects majority team members from learning about inequalities they may be unaware of.)

- Some personnel talk about DEI only in terms of separate, extra initiatives, whereas others (and we) understand questions of equity and inclusion to be relevant to every area of organizational functioning. As an organization, has mostly approached DEI as task-oriented and peripheral, rather than as a constitutive aspect of culture, daily practices, and decision making.

Lack of clear roles or responsibilities for DEI

Although almost everyone we spoke with expresses support for DEI, there is no consensus on whose job it is to "do" it. Some people (like us) see it as everyone's responsibility to do their job in an equitable and inclusive way. Others see DEI as residing only in HR and not in other organizational functions like finance, management, or operations, nor in the services and products you provide. Still others seem to think of the group as holding all of DEI work.

This confusion about who is responsible for DEI has several consequences:

- There is a lot of untapped potential in staff members who could be taking leadership roles in making their teams' work more inclusive and equitable.

- There has been no training around DEI skills or tools (only "awareness"), because there's no shared understanding that everyone needs these skills.

- The lack of clarity combined with the lack of decision and implementation power conferred to the group has magnified rather than reduced the sense of frustration around DEI efforts at

- Managers have not received training to understand how DEI concepts ought to impact how they hire, manage, and supervise diverse teams. Managers who want to hire more diverse teams told us they don't know how to do so, and don't know whose responsibility it is.

- Many staff members do not know who to go to if they need support regarding another staff member's behavior, including everyday microaggressions as well as behavior that may rise to the level of harassment.
- Some staff members fear getting involved with DEI initiatives because their supervisors might not agree with them; participation in voluntary DEI efforts may be seen as a signal of "politics" or "taking sides" that could put some personnel at risk of retaliation.

Top-down vs bottom-up leadership for DEI

Like most companies functions in a generally top-down way, with directives coming from leadership, communicated through managers and implemented by individual contributors. Yet DEI initiatives started out as largely bottom-up. The contradiction between 's usual top-down system and the bottom-up approach to DEI has made it difficult to move DEI forward.

Bottom-up input and horizontal leadership opportunities are very important in DEI work, but there are some areas of organizational DEI for which responsibility rightly lies with leadership. For example, while individual contributors might appropriately take the lead in establishing and running ERGs or affinity groups, mission-critical responsibilities like ensuring equity in hiring and promotion should be led from the top and implemented through existing HR and management structures. Because has not clearly assigned these responsibilities, or has not moved forward with needed changes, volunteers who don't have power to change organizational practices have taken the lead in driving nearly all DEI initiatives. This dynamic has created frustration on both ends and led to delays in moving the work forward.

Role of the group

The creation of the group is commendable and reflects how invested staff members are . There are important roles for groups like this one, but the way it's currently organized has some major flaws.

The group has no real power to make decisions, and there isn't an effective collaboration or partnership between the group and the decision-makers. The group sends proposals to leadership, which are sometimes rejected. Members don't know what criteria leadership may be using to make these decisions, which leads them to feel that proposals are not being fully considered. As a result, there's a widespread assumption that the initiative is meant to appease rather than to make change. Some staff members who have participated have felt it is not set up to succeed and that they have wasted their energy. This is especially problematic because many of the people contributing time and labor to the group have been junior-level women and People of Color: already in the minority and at the bottom of the organizational hierarchy, they are doing unpaid work that is vital to the company's functioning as a workplace, but that is not accounted for in their work plans, acknowledged in their performance reviews, or in some cases respected by their supervisors.

The group's efficacy is also limited by the lack of specific expertise. Group members are undoubtedly experts in their fields, but none of their fields focus on DEI, and they express concern about

lacking the skills or expertise that would enable them to be effective ambassadors of DEI across the organization. With a conscious reframing and capacitation, this group can play an invaluable role in the implementation .

Distrust in management's commitment to DEI work

Some employees distrust the commitment of management and leadership to DEI work. This was reflected in the survey in which many responses referred to management not doing enough, and was confirmed in our focus group conversations.

When people say "leadership" or "management," it's not always clear exactly who they mean - whether the executive leaders only, all managers, or all supervisors. In a sense it doesn't matter, because every supervisor and manager represents to the employees they supervise. Exclusionary behavior by any supervisor or manager can contribute to distrust of management as a whole.

Distrust can become a self-reinforcing cycle. When someone brings up a concern and the response is dismissive, they may feel unable to bring up such issues in the future. Some people do not even trust that they can mention DEI to their supervisors without risking retaliation. Thus some voices are silenced, while those with the power to make changes are left to assume that what they are doing is adequate and things are fine, which makes them seem even less responsive or trustworthy to those who have tried to bring issues to their supervisors' attention.

Some employees have a perception that leadership and management need to be convinced about the importance of DEI, or that staff are on average ahead of leadership when it comes to DEI understanding. This contributes to the tension around bottom-up and top-down leadership for DEI. Some factors that continue to feed this perception include:

- Leadership and management teams have not taken visible leadership roles in DEI work.
- Leadership and management positions are overwhelmingly filled with white men, even more so than the company as a whole, with few women or PoC in leadership or management positions.
- Some managers have discouraged their supervisees from participating in the group.
- Some initiatives proposed by the group have been rejected by leadership, and some members of the group feel they have not received meaningful explanations as to why the proposals were rejected.
- Some supervisors respond defensively, rather than listening, when an employee brings up a policy or practice that is impacting them negatively.

Themes related to structures, policies and practices

Recruitment has been narrow

Better understanding the recruitment was a critical theme of concern for employees across all levels of the organization in the survey and in our focus groups. In our early conversations with HR, all were quick to recognize ways in which recruitment efforts had been narrow and could benefit from focused, intentional expansion. Think Again has discussed the observations outlined here with HR, and provided suggestions to modify aspects of the ongoing recruitment process. Further discussions with HR since then have begun to categorize the recommendations into those the team is already doing to some extent, those that can be done soon, and those that may require long term planning.

Recruitment has been somewhat unstructured and has relied on existing practices ("how things have always been done") that have yielded a fairly homogenous pool of candidates. These practices include:

- Recruiting through a partnership with a single elite university; as one focus group participant stated, "we always interview the same kind of people."
- Little to no outreach to other public or private educational institutions, although there are many which have made great efforts to diversify their student populations.
- Relying on existing networks through encouraging hiring managers and all employees to recruit from their personal networks. Personal and professional networks in the US tend to be segregated, so relying on existing networks tends to replicate the demographics of the current staff and perpetuate inequities.
- In response to a concern raised by several employees, we discussed the issue of algorithmic bias in social media used for recruitment. Networks like LinkedIn, when used for recruiting through a personal profile attached to the company, may suggest new connections based on the connections the profile already has, and show posts (including job announcements) to people who are similar to the people who have interacted with the profile before. This creates the danger of a self-replicating cycle; if a recruiter's personal and professional networks start out being disproportionately white men, for example, that pattern is likely to continue and may even intensify without intervention.
- Public recruitment language has highlighted benefits and aspects of the organizational culture that are attractive and important to the kind of employees already has, and has not made a point to offer or advertise benefits that might be of interest to candidates with diverse needs (such as commuting benefits, child/elder care benefits, HSA accounts, domestic partner coverage, student loan assistance, or a diverse and supportive work environment).

- Job postings have not included salary ranges, even though salary transparency helps to attract candidates and establish trust from the beginning, as well as ensuring equity.

Hiring processes leave room for unintentional bias

In our review of documents and processes we found that many aspects of the hiring process are not standardized, are implemented by who have not been trained in standard hiring procedures, and leave significant room for unintentional bias as well as inconsistency across divisions. Managers carry out their parts of the process with little guidance and no training, so the process and decision-making criteria vary across units. This may contribute to the perception on the part of some employees that only certain kinds of people get hired in certain units

Retention concerns

There is a widespread perception of high turnover in the organization, and particularly that women and People of Color are leaving the organization due to unaddressed DEI concerns, including both culture/climate issues and concerns about salary equity

Everyone seems to know that people are leaving, but as far as we know there have been no open discussions about this. There has been no data shared regarding which demographics or departments are most impacted, nor analysis seeking to explain these patterns.

Some people expressed doubt that employee retention is a goal or value of . They worry, based on experiences they've heard about, that if they acknowledged exploring other employment opportunities their managers would not seek to retain them, but might instead resent their lack of loyalty.

Another factor reflected in the survey as well as in our focus groups, which seems to contribute to retention issues, is a perceived lack of clearly articulated job advancement paths . It would be helpful to have more data about *which* people feel good and informed about their advancement opportunities , and which people don't. Lacking that, we can look at well-established patterns across workplaces in the US, which indicate that white men are more likely to receive mentoring, support, and advice about career development than other groups. If that pattern plays out it would skew retention and impact promotions and wages.

Vague expectations leave room for unintentional bias

Many employment policies and practices are vague or flexible, which leaves room for unintentional bias as well as inconsistency across . Flexibility is not a bad thing, *if* it comes with guidelines to ensure it is used to promote equity rather than inequity. Without those, policies are likely to be applied unevenly. For example:

- Coded language: Policies related to employee behavior include vague language such as "professionalism" and "appropriate," which can be interpreted in a variety of ways and are often coded as white, upper-class, gender-normative, etc.

- PTO: s discretionary PTO policy appears generous, but plays out unevenly. Because there are no clear norms of how much PTO is expected, some people feel they cannot use any for fear of being negatively evaluated. This seems to vary across , and to have the most impact on people who are marginalized or underrepresented in their fields

- Scheduling: Some teams have much more scheduling flexibility than others. The intense scheduling expectations in some units may pre-determine the kinds of employees who will be hired into those jobs (i.e. people who don't need time off or flexibility, which disproportionately non-disabled people, non-parents, etc.). Teams that have an on-call rotation have no systematic way to account for scheduling needs such as religious holidays, school breaks, or childcare pickup. Those accommodations , when they happen, are individual work-arounds rather than a consistent, dependable inclusion practice.

- Sick time: For some employees working remotely has intensified the expectation of working even when they're sick. Some employees report they have delayed getting their COVID vaccines because they felt they couldn't take a day off if they experienced acute side effects.

- Management and supervision protocols: Managers have received no training on management expectations or procedures. There are no shared practices for how to respond when an employee brings up a concern, whether DEI-related or general. This leads to variability in how much employees feel able to talk to their managers about equity concerns, interpersonal conflict, or general employment issues, and how much guidance toward productive outcomes supervisors are able to provide. It also creates liability for the company, as it appears some managers have dismissed concerns about bias without the concerns being investigated.

Salary transparency and equity

does not publicize salary ranges on job postings or internally. Employees do not know where their salaries fall in the range of coworkers with similar positions, unless they share this information person-to-person (which is a legally protected activity). There is a widespread perception of salary inequity across race and gender, reinforced by discrepancies that some employees have discovered when they compare compensation with their coworkers.

According to hiring process documentation, managers work with recruiters to decide on an initial salary offer. This creates a possibility of variation across units. In the upcoming salary audit, it will be important to check for such disparities as well as looking at averages across the company.

Employees have been told that raises are only offered on an annual cycle. But, people hear of exceptions to the rule, and they don't know on what basis exceptions might be made. This leads to a reasonable suspicion of favoritism or discrimination.

Salaries are benchmarked to the prevailing wages for similar positions in similar organizations. This is, of course, better than having no benchmark, and is a necessary minimum threshold . But market benchmarking should be used critically. Differences in typical pay across different kinds of roles are influenced by histories of racial and gender segregation in employment. Given the historically gendered nature of, for example, as opposed to roles, should develop wage equity standards that go beyond simple benchmarking.

Policies with implicit structural bias

As in most workplaces, none of the personnel policies documented in the employee handbook are *explicitly* biased or exclusionary. On the other hand, they do very little to prevent bias or promote inclusion. Since the is characterized by pervasive inequality, policies that are seemingly "neutral" will tend to lead to inequitable, exclusionary outcomes.

Policies that are likely to have differential impact leading to a pattern of inequity even if unintentional include those related to:

- Drug use: While drug use is fairly even across racial groups, getting *caught* using drugs is far more likely for Black and brown people living in disproportionately policed neighborhoods.
- No outside work: For the lowest-paid employees, those with unusual expenses, or those from working-class families with expectations of contributing to the family business or to the family budget, this policy can impose an unnecessary and substantial financial burden.
- Sick time: The handbook suggests contacting executive leadership to discuss a leave of absence if a person needs more than a few days of sick leave. This has a disproportionate impact on people with chronic illnesses, or who just tend to get bad colds, or who menstruate, and contrasts sharply with the much more flexible (though also problematic) discretionary PTO policy.
- PTO: As noted above the discretionary time off policy is most beneficial to those with the privilege to feel confident taking time off - those who need not fear being judged for their race or gender or for needing sick time down the road.
- Reimbursement: Employees are expected to front the cost of work travel expenses and then get reimbursed. This has a disproportionate impact on people with less financial security in their families, or with poor credit, who are disproportionately likely to be women and PoC.
- Parental leave: The parental leave policy is less generous than in many similar companies. Because of societal patterns in who tends to have parental responsibility this means the impact is disproportionately negative on women, PoC, and some age groups.
- COVID: OM1 has not required that employees be vaccinated before working in person. This creates disproportionate risk for people who are immune compromised, or who care for family members who are immune compromised, or who care for children too young to be vaccinated.

Together, these policies with unintentionally disparate impacts create an implicit assumption, which is to some extent self-fulfilling, that only certain kinds of people will work OM1.

Themes related to company culture and climate

Lack of cohesive culture/community

A respondent to the survey noted that "has no company culture." this comment and others like it seem to reflect two issues: First, the relatively silence of leadership (or anyone speaking on behalf of the company) in response to distressing events such as the murder of George Floyd, the attack on the U.S. Capitol, and widespread illness and loss related to COVID; and second, the lack of expressed caring and appreciation for employees. Both leave some employees feeling unvalued and disconnected. The challenges of going remote have contributed to this sense of disconnection.

Rather than having "no culture," has no *intentional* company culture, and therefore defaults to many of the norms of the dominant culture. "Dominant culture" doesn't mean the culture that's most popular, but rather the culture that has the most power to enforce itself, and that's associated with high-status groups. In other words, default culture aligns with whiteness, masculinity, able-bodied-ness, and heteronormativity, particularly in its individualism.

Individualism

We observed individualism in responses to reports of bias and in interpretations of retention issues. According to focus group participants, managers' responses to reports often individualize the issue. For instance, a woman who tells her manager that her male colleagues are talking down to her may be told "that's just his personality," or "you just need to stand up for yourself." When reflecting on whether women of color are disproportionately leaving , one common response was, "I think that was an individual issue." (Another common response was, "Yes, and it is because of racism and sexism," and this contrast speaks to the wide range of perceptions .)

This pattern of individualizing experiences of systemic inequality is very common in workplaces. When policies and processes are vague, and conflict avoidance is the norm, people who call attention to a problem may be labeled as the problem, which creates a deterrent to reporting harmful behavior. People who are on the receiving end of bias or harmful behavior are often pushed out, rather than the organization addressing the harmful behavior. Such situations are often interpreted as an individual's failure to "fit in" to workplace culture. Adopting management practices to address this issue is key to retaining diverse staff members.

The discretionary time off policy is another example of individualism interfering with equity. This policy makes the ability to take time off dependent on individual achievement. It assumes that if someone isn't keeping up with their workload it is always because of an individual failing, rather than a structural issue such as staffing patterns or workflow issues in the department.

Low level of trust in management

Beyond the specific distrust in management's commitment to DEI, the focus groups revealed a concerning degree of distrust in management generally (also reflected in the survey). Many employees do not trust that is invested in their success, cares about their wellbeing, or will respond rather than retaliate when concerns are raised. In some cases the distrust of the hiring and recruiting process has led to distrust of other HR processes, based on logic like "If they can't manage to hire Black employees, how can I trust they're doing my salary calculation fairly."

, each employee's comfort accessing HR services depends on the employee's comfort with individual HR personnel and awareness of what they are entitled to. This situation can disproportionately negatively impact junior/less experienced staff members, who are likely to include many of the women and People of Color

The prevalence of distrust impacts DEI initiatives directly. For example, employees who are interested in starting affinity groups have not done so because raised concerns that the company might not be able or willing to protect marginalized individuals from retaliation related to affinity group activities.

Distrust also impacts DEI indirectly, because it is unevenly distributed. Some employees *do* trust management and/or their particular managers, often based on personal connection. Employees who *don't* have those personal connections are less likely to feel safe accessing management support, including reporting harassment or unfair conditions and seeking support with workplace conflict.

Microaggressions

Microaggressions are relatively minor slights or insults, whether verbal or nonverbal, that convey a negative message about a group of people. They are often unintentional. Over time, the experience of daily microaggressions can build up to the point of creating a hostile work environment. Women we spoke with reported pervasive microaggressions from peers and supervisors, mostly men. Their perception is that most of the microaggressions are unintentional, and that most men do not notice that they are doing them. Examples of microaggressions that people experience at include:

- Being "mansplained" or talked down to
- Being interrupted and talked over
- Being ignored in meetings; noticing that some men start multitasking when a woman starts talking, after having listened attentively to men in the same meeting

- Refusal from colleagues and supervisors to acknowledge a woman colleague's expertise and authority regarding tasks that are clearly under the purview of her role

A specific category of microaggression, called microinvalidations, relates to minimizing experiences of inequality. Examples that came up include:

- Supervisors dismissing, individualizing, or making light of reports of microaggressions and other inappropriate interactions (e.g. "don't make a big deal out of it," "it's just a joke") - creating a legal liability for , if such behavior continues and rises to the level of harassment
- Supervisors defending the person who did a microaggression (e.g. "he's a nice guy"), which is not relevant to the effect of the microaggression and comes across as dismissive

Although most of the microaggressions we heard about occurred during remote meetings, such behaviors can and do carry over into in-person contexts, and are important to address in both settings.

Focus group participants reported that microaggressions usually go unchallenged. People don't know whether or how they can report such behavior, and don't trust that the response would be helpful.

The failure to address microaggressions creates a climate in which inappropriate communication is normalized, and people don't expect to be held accountable for treating colleagues poorly.

Recommendations

Clarify and commit to DEI values

Throughout this report we've discussed the situation at through the lens of DEI values as we understand them. To successfully integrate DEI into s culture and functioning, needs to ***establish clarity on its own understanding of DEI values, and commit to actionable goals that materialize those values.*** Some of this clarity can come through training and consulting processes through which the staff develops a common understanding of diversity, equity, and inclusion ideas, values, and terminology as well as their implications for organizational commitments, policies, and daily practices. However, it is crucial that the commitment to implementation comes from the top.

A statement of values should be developed by executive leadership through a thorough process in which they discuss and commit to the statement so that every area of the company is ready to translate the values into decisions and actions.

Some of our recommendations in this report would be important regardless of the company's values, in order to address critical issues impacting everyday climate and performance. Even those most basic steps can only be fully effective if DEI is understood to be important not only for the sake of legal compliance, but also because a culture of respect, employee appreciation, cooperation, camaraderie, and mutual support is understood to be the necessary point of common departure for working together.

Clear delegation of DEI tasks

task force

Delegation of DEI responsibilities begins with identifying which aspects require leadership from the top, and which can be more horizontally-led. Steps related to planning, supervision, management protocols, benefits, and HR policies should be prioritized and decided upon by leadership and management, and then implemented through existing roles - so that contributions to DEI initiatives are part of people's jobs, rather than separate/extra.

We recommend creating a new task force, with a different role than the group, and *with the power to decide and implement changes.* This group would not replace the group but rather collaborate with it. would be tasked with developing concrete DEI goals, vision and strategy for the entire company, and would have the power to implement changes in collaboration with the group, management and executive leadership. One key responsibility of the new task force would be developing and reviewing policies, guidance, plans, documents, etc. with an eye toward equity, inclusion, and opportunities to reduce bias.

DEI coordinator role

Some of the responsibilities that must be led from the top require ongoing management. There appears to be no current role in which this work reasonably fits. Therefore, we suggest hiring a DEI Coordinator who could work closely with the task force to implement such initiatives. Typically such a role would be housed in HR and could include many HR-adjacent functions such as onboarding, training, staff development and conflict resolution.

Reframing the role of Group

The group can continue to serve a valuable role. group members should be drawn from across the organization, and can serve as liaisons to bring their colleagues' perspectives into discussions with leadership and to support implementation by being ambassadors for DEI initiatives. The group should not be responsible for designing or implementing most DEI initiatives. The group might take the lead on designing and implementing some climate-focused initiatives, such as affinity groups, mentorship programs, or discussion groups. The task force should support and coordinate with the group to make sure these initiatives are resourced for success.

Participating in the group should not be regarded as extracurricular, but rather as one of the ways employees can contribute to beyond their primary roles. contributions to a more inclusive and equitable climate should be supported by their supervisors, included in their work plans, and recognized in their performance reviews.

Remove unintentional bias from hiring processes

A detailed assessment and specific recommendations for the hiring process have already been provided to HR. The recommendations included:

- Tapping into additional recruitment networks focusing on underrepresented groups
- Standardizing the hiring process to create a baseline of consistency and allow for clarity when comparing job candidates
- Incorporating debiasing tools in every stage of the process
- Training hiring managers to implement the debiasing tools.

Social media algorithms in recruitment

Above we described the potential for social media platforms to contribute to homogeneous hiring pools with their algorithms. The good news is, algorithms can also be used in the service of diversity. If recruiters use their LinkedIn profiles to connect with professional associations that center women and/or People of Color, to follow universities with diverse student bodies, and to interact with other HR professionals who focus on recruiting diverse teams, their suggested connections should start getting more diverse and posts will be circulated through a more diverse network.

Training for leaders, managers, and all staff members

we provided descriptions of foundational trainings that we recommended . The trainings focus on developing shared language around what DEI is (for all staff members), debiasing the hiring process (for HR and hiring managers), preventing and addressing microaggressions (for managers, supervisors, and eventually all staff members), and understanding organizational change for DEI (for leadership and the group).

Effective and inclusive meeting facilitation, and Skills for Supervising Diverse Teams.

Policy Revisions

Benefits, salaries, and employment policies

- Benefits: As part of our recommendations for recruitment, we advised reviewing benefits to prioritize offering and advertising those that support the most marginalized employees - such as those who are lowest paid, who are single parents, and/or who come from communities negatively impacted by social inequality.
- Salaries: We understand that a salary audit is already underway. As noted above, we recommend paying careful attention to possible inequities across units as well as across demographic groups.

When discovered, inequities should be corrected immediately, rather than wait for the next annual raise cycle. If egregious inequities are discovered, such as someone having been paid far below their peers for several years with no legitimate rationale, should consider offering back pay to affected parties.

- Policies in the employee handbook, and other internal procedures, should be revised to address vagueness, remove coded language, and correct implicit structural bias.
- The annual review process deserves similar attention to the hiring process: It should be standardized, have debiasing tools incorporated into it, and supervisors should be trained on how to conduct reviews in an inclusive and equitable way.

Social Media Policy

plans to develop a social media policy ASAP, and we strongly urge holding a DEI lens in that process. A social media policy should be designed to prevent harm to the company, the workplace climate, and individual employees, without requiring employees to conform to a specific cultural or political perspective. If developed without sufficient nuance, policies intended to eliminate hate speech can be turned around and used against employees from marginalized groups who are defending themselves or expressing their culture. It is vital to get input from diverse voices in developing this policy.

Responding to conflict, bias and microaggressions

needs a more flexible and robust process for addressing complaints of inappropriate behavior, including harassment as well as behavior that does not rise to the level of unlawful harassment.

Under current harassment reporting process, employees who experience or witness harassment are supposed to report to their supervisor or to . We strongly recommend revising the policy to allow reporting of harassment to *any manager or supervisor*. This would require training managers and supervisors to ensure they know how to respond appropriately.

The reporting process should include specific pathways for addressing inappropriate behavior that does not rise to the level of unlawful harassment, but that may require support to resolve in an equitable way (including but not limited to microaggressions). While any supervisor or manager should be able to receive an initial report, there should also be designated personnel who have expertise in resolving workplace conflict, addressing microaggressions, and remediating behavior *before* it rises to the level of harassment.

Addressing concerns about possible retaliation

Just as with a harassment policy, there must be a clear commitment to protect employees from retaliation for reporting an issue. Even if the initial reported issue was not unlawful harassment, retaliatory behavior can itself create a hostile work environment under harassment laws.

Establishing explicit communication norms

Workplace tension or hostility can often be rooted in genuine misunderstanding. We recommend that teams have explicit conversations about how to communicate effectively and respectfully, including in remote meetings. This should not lead to rigid expectations, but rather explicitly agreed upon ways of expressing attentiveness and respect, of interjecting, of disagreeing, etc., while providing flexibility to account for different communication needs.

HARTFORD
Vermont

Request For Proposal:
Community Safety Assessment

Proposal Due:
Monday, August 7, 2023

Contact Person:
Gail Ostrout
Acting Town Manager
gostrout@hartford-vt.org

Kulik Strategic Advisers, Inc.
(dba KSA)
www.kulikstrategic.com

Tracy Kulik, CEO & Project Lead
Mobile: (404) 867-4079
Email: tkulik@kulikstrategic.com

A. COVER LETTER

KSA

Mission-Based and Client-Focused

Tracy Kulik
245 Hickory Nut Trail
Dawsonville, GA, 30534
tkulik@kulikstrategic.com
www.kulikstrategic.com

Gail Ostrout
Acting Town Manager
Town of Hartford
171 Bridge Street
White River Junction, VT 05001

August 4, 2022

Attn: gostrout@hartford-vt.org

Proposal for Community Safety Assessment

Dear Ms. Ostrout:

Kulik Strategic Advisers Inc. (dba KSA) is pleased to submit a proposal in response to your request to conduct a *Community Safety Assessment*. I, Tracy Kulik am the Chief Executive Officer of Kulik Strategic Advisers, and as such, I can authorize and legally enter a contract with the Town of Hartford.

KSA is a consulting firm dedicated to the needs of public health entities that provide health and social services. As a company, we adhere to our vision of being ***Mission-Based and Client-Focused***. Our process is to partner with our clients in Community-Based Participatory Research (CBPR) that yield positive actions from thorough and objective research. Using this approach, ownership of the process and findings is guided by the client and stakeholders.

KSA specializes in supporting cities, counties, and states to conduct Community Assessments. We possess considerable experience that translates these efforts into action. We are skilled at engaging the community, including hard-to-reach subgroups.

We plan to support the Town of Hartford in providing a proven methodology for a Community Safety Assessment that optimizes community engagement. The team includes Tracy Kulik, CEO and owner of KSA, and Marcos Alcorn, Managing Principal possessing a bicultural, bilingual background in English and Spanish. Both professionals are skilled in community research and work with disproportionally affected communities.

KSA is a Women-owned enterprise headquartered in Georgia and registered as a foreign corporation in Vermont. We will comply with all work requirements and honor the terms and conditions specified in this RFP.

We meet and exceed all work requirements:

- KSA completed the Community Health Assessment and Community Health Improvement Plan for the City of St. Louis Department of Health and the St. Louis County Department of Public Health with a specific priority of Community Safety and Violence Prevention. We worked with the St. Louis Police Department on this plan;
- We conducted a Human Services Assessment, Gap Analysis, and Facilitated Program Development engagement for the City of Monroe, Washington;
- We developed a Community Health Improvement Plan for the Coconino County, Arizona Department of Health and Human Services;
- We supported the Napa County Health and Human Services Agency with a Respect and Social Inclusion Data System Analysis for their Community Health Action Plan and are currently conducting their Strategic Plan;
- KSA has no conflicts of interest related to this RFP;
- KSA agrees to maintain this proposal for a binding period of 60 days.

We have worked extensively in the Northeast, primarily in Connecticut, for over 15 years with recent engagements supporting a Federally Qualified Health Center focused on Residents of Public Housing and School-Based Health Centers.

In the following pages, you will find our project approach, qualifications, work plan, staffing, and client references as requested.

If any questions arise or clarifications are needed, please do not hesitate to contact me, Tracy Kulik, CEO by phone at (404) 867-4079 or by email: tkulik@kulikstrategic.com.

Regards,

Tracy Kulik

Tracy Kulik
Chief Executive Officer

B. STATEMENT AND QUALIFICATIONS

1. Contact Information

Kulik Strategic Advisers (dba KSA)
245 Hickory Nut Trail
Dawsonville, GA 30534-5726

Tracy Kulik
CEO and Founder of KSA
(404) 867-4079
tkulik@kulikstrategic.com

2. Professional Qualifications

The principals of KSA are Tracy Kulik, CEO and Co-Owner; Marcos Alcorn, Managing Principal; and Rich Kulik, Project Executive and Co-Owner.

Qualifications of the Project Lead (Ms. Kulik) and Project Manager (Mr. Alcorn) are provided below following display of our national client experience in community assessments.

Over the past 21 years, KSA staff has conducted 3-5 community needs assessments per year (total of 80 projects) and 2-3 community improvement plans and strategic/ action plans annually. Our experience ranges from cities to counties, regions, and states. The map below displays KSA engagements in Community Needs Assessments..

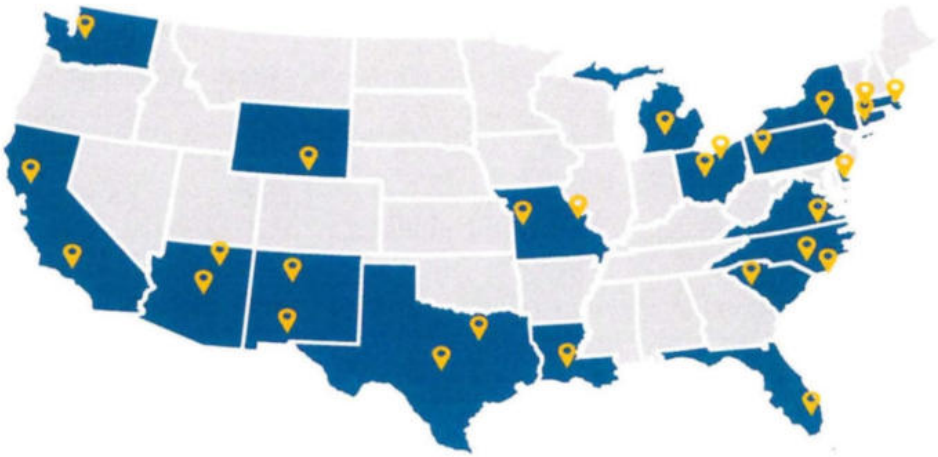

Figure 1. KSA national experience with Community Assessments and Improvement Plans.

Tracy Kulik, MSPH
Chief Executive Officer/ Project Lead

Ms. Kulik is the Chief Executive Officer at KSA. Her role in this project is as Project Lead. She has almost 30 years of experience conducting community assessments and prioritizing issues into community improvement plans. Ms. Kulik is an expert in quantitative and qualitative data methodologies. She is trained in the MAPP, ROMA and CHAPS methodologies.

Her expertise is in public policy, bias-free research, identifying funding options, population health management and social determinants of health with focus on communities experiencing disparities in access or outcomes.

Key Experience: Conducts city, county, region, and state evaluations and needs assessments using various methodologies. She supervised or participated in all referenced projects.

Relevant Engagements and Roles of KSA staff:

- Led the Respect & Social Inclusion Data Systems Analysis for Napa County, CA forming a key component of their Community Health Action Plan.
- Led the Monroe, WA Human Services Assessment engagement.
- Led the Dallas City & County CHA/CHIP and Strategic Plan engagement.
- Led the Wyoming SHA/SHIP (State Health Assessment/ State Health Improvement Plan)
- Led the St. Louis City & County Departments of Health CHA/CHIP (Community Health Assessment/Community Health Improvement Plan process for Professional Health Accreditation).
- Leading the Allentown, PA CHA and CHIP for Professional Health Accreditation.
- Supported a Connecticut-based Human Services Agency with a FQHC for Residents of Public Housing and 8 school-based health centers for over 15 years.

Marcos Alcorn, MPA
Managing Principal & Project Manager

Mr. Alcorn is the Managing Principal at KSA functioning as Project Manager. He has over twelve years in project management. He contributes his multi-cultural, multi-lingual perspective to client engagements. He is expert at involving hard-to-reach populations. He conducts surveys and facilitates group sessions in English and Spanish.

He is an innovative project manager experienced in the Human Service arena with expertise in community-based participation, program development, and strategic growth. Marcos is bicultural and bilingual in English and Spanish.

Key Experience: Leads multiple comprehensive community assessments with proven project management skills and bilingual communication ability. Project manages multiple stakeholders.

Relevant Engagements and Roles of KSA Staff:

- Managed the Respect & Social Inclusion Data Systems Analysis for Napa County, CA.
- Managed the Monroe, WA Human Services Assessment engagement.
- Managed the St. Louis, Missouri City/County CHA/CHIP.
- Managed the Community Health Improvement Plan (CHIP) & Strategic Plan engagement for Coconino County, AZ.
- Managed two Community Health Needs Assessments in North Carolina--Brunswick County and Pender County. These engagements incorporate multiple health systems and the County Health Department.
- Led the Ingham County (Lansing, Michigan) Public Health Department Strategic Plan effort.
- Managing the Allentown, PA CHA & CHIP for Professional Health Accreditation status.
- Leading a Youth Needs Assessment for Erie County, New York.

3. KSA's Capabilities

Name: City of St. Louis Department of Health (contract holder)-collaborated with County DPH
Contact Person: Rhonda Bartow, Quality Improvement Manager
Phone Number: *Cell (preferred contact):* (618) 600-3388; *Work:* (314) 657-1406
Email: bartowr@stlouis-mo.gov
Nature of Contract: *Community Health Assessment & Community Health Improvement Plan*
Supported this City: County collaboration with the development of their Community Health Assessment comprised of Demographic-Socioeconomic-Health profiles for the City, County, and Region; conducted four MAPP assessments: Forces of Change, Community Health Status, Local Public Health Systems Assessment, and Community Themes and Strengths; facilitated eight focus groups and listening sessions with documentation in a CHA report. Translated findings into priorities through sessions with Community Action Teams resulting in a Community Improvement Plan.
Project Team Roles: Ms. Kulik led this engagement with project management by Mr. Alcorn.
Relevance to the Town of Hartford: One of five priorities from the Community Health Assessment was a focus on Community Safety and Violence Prevention with another focused on Upward Economic Mobility.
Contract start date: *October 2021* **Contract end date:** *September 2022*

Name: Napa County Health and Human Services Agency (Napa HHSA)
Contact Person: Erin Nieuwenhuijs, Community Health Planner
Phone Number: (707) 253-4297
Email: Erin.Nieuwenhuijs@countyofnapa.org
Nature of Contract: *Data Systems Alignment Analysis for Respect and Social Inclusion*
KSA developed a Respect and Social Inclusion Assessment Tool to ensure an inclusive and diverse community. These RSI metrics and accompanying assessment tool inform the Community Health Improvement Plan (CHIP) and Community Health Action Plan (CHAP) for Live Healthy Napa County. Data alignment occurred by analysis of current RSI metrics collected from four social sector agencies. Detail was provided by marginalized or under-served groups including LBGTQ+, BIPOC (Black, Indigenous, and People of Color), residents living at or below the Federal Poverty Level, the Homeless and Unstably Housed, monolingual-non-English speaking residents, the Elderly, and the Disabled. KSA collated existing RSI metrics and benchmark/literature search findings to resolve gaps in metrics or data collection into an Assessment Tool consisting of seven domains that portray community-wide RSI metrics. This project was conducted as part of the PHAB reaccreditation process.
Project Team Roles: Ms. Kulik led this engagement with project management by Mr. Alcorn.
Relevance to Town of Hartford: Specific creation of a dashboard to assess the community respect, social inclusion, and belonging of numerous groups including BIPOC, poor, monolingual-non-English speaking, elderly, and the disabled.
Contract start date: *October 2021* **Contract end date:** *February 2022*

Name: City of Monroe, Washington/ Sky Valley
Contact Persons: Deborah Knight, City Manager Rachel Adams, Human Services Coordinator
Phone #: 360-863-4500 (O) 360-913-0875 (C) (425) 736-2581 (C)
Email: Dknight@monroewa.gov RAdams@monroewa.gov
Nature of Contract: *Community Needs Assessment & Facilitated Program Development*
Assessment of Human Services for Sky Valley and infrastructure resulted in 353 community touches. These included 226 resident surveys, 26 provider surveys, 45 key informant interviews, and 5 focus groups with 56 participants. Three profiles (demographic-socioeconomic-health) and a resource inventory were key deliverables of this engagement including an Asset Map and recommended Work Group material.

This engagement originated from a rapidly gentrified community demanding human services based on exodus of Everett and Redmond, WA citizens to the 'Sky Valley'. Concerns about meeting these needs and erosion of economic viability and resources for low-to-moderate income residents resulted in a 'hub and spoke' model to triage needs and access to services.
Project Team Roles: Ms. Kulik led this engagement with project management by Mr. Alcorn.
Relevance to Town of Hartford: This client is a city that assessed human services as two trends developed—increasing volumes of low-to-moderate income residents including people of color and monolingual-non-English speaking residents while the affluent, white population dramatically increased. Issues specifically addressed were the alarming increase in unstably housed citizens and a system to refer services out of the Sky Valley and which services to develop in the City of Monroe.
Contract start date: *June 1, 2021* **Contract end date:** *December 2021*

C. METHODOLOGY

Describe a bias-free approach with tasks, products, milestones, and deliverables.

Shifting state, regional, and national demographics have created a need to ensure a multicultural environment in which all residents can feel safe, be respected, and be socially included. This applies to daily life, perceptions of community safety, and access to essential community resources. The topic of diversity, inclusion, and equity influences the way residents, businesses, and visitors perceive the Town of Hartford. It is critical to illuminate the perceptions and realities of life for all and for communities experiencing prejudice or discrimination to ensure inclusion.

The approach outlined represents a five-phase plan to study, illuminate, and address any real or perceived inequities using a foundation of historic studies and current resources. This analysis will result in a plan to address bias and allow all groups to be welcome in the Town of Hartford, Vermont.

Narrative of Community Health Needs Assessment

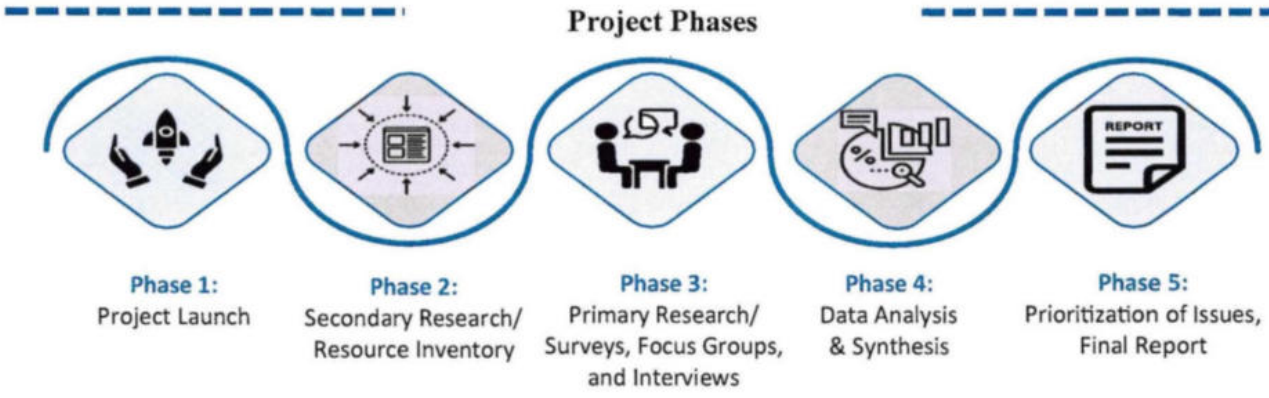

Phase 1. Project Launch: KSA will schedule a pre-project launch meeting with the Town Manager of Hartford as Project Lead to determine how to structure and communicate this process. We will work with the Client Lead to develop a charge, agenda, and schedule for the Steering Committee consisting of the Town Manager, Fire Chief, Police Chief, and Selectboard. Once the steering committee has been formed, KSA will schedule an official project launch meeting. It is anticipated that the Steering Committee will meet on a monthly basis.
The project launch meeting will be packed with important decisions crucial to moving forward. Some decisions are:
1 – Review and adjust the proposed project timeline; 2 – Refine the goals of the Community Safety Assessment; 3 – Review prior studies and input and summarize gaps and weaknesses; 4 –Review the process and calendar for the Community Safety Assessment in detail.
Our timeline for Phase 1 is Month One.

Phase 2. Secondary Research and Community Health Status Assessment: Components of secondary research include review of prior studies, minutes, and critical incidents. Interviews with the Steering Committee members and stakeholders will occur to form hypotheses about issues concerning community safety, specifically related to racial equity and inclusion. Resident surveys will be conducted to glean quantitative data on perceptions of safety, racial or ethnic equity, and inclusion, or lack thereof. Qualitative data will further inform this research with focus groups of entities representing marginalized groups. This will include discussions with members of the Hartford Committee on Racial Equity and Inclusion (HCROEI). *Our timeline for Phase 2 is Month Two of this project.*

Phase 3. Primary Research and Community Assessment on Safety:
KSA and the Town of Hartford Project Lead will post a web survey on the Town website to elicit community concerns. We will complete all focus groups, representing disproportionately impacted communities, and conduct community-wide listening sessions.

Methodology: The two means of community input include qualitative research from key informant interviews and focus groups, and quantitative survey research.

Key informant interviews involve the Steering Committee key community stakeholders. Input from key informant interviews revolves around priority barriers to community safety, with detail by disproportionately impacted subgroups or communities. The focus groups provide detailed insight into the concerns of those identified subgroups.

The survey data is a broader, quantitative approach that allows comparison of all respondents to identified subgroups.

Analysis: The qualitative data gleaned from the Community Safety Assessment provides root causes for current and emerging issues, whether factual or perceptive, about inclusion, respect, and safety in the Town of Hartford as the community rapidly diversifies from a historic white population base.
Our timeline for Phase 3 occurs in Month Three to Four.

Phase 4. Data Analysis and Synthesis: During this phase, KSA summarizes all qualitative and quantitative data and conducts a Forces of Change assessment to determine trends that might favorably or unfavorably address Community Safety.

Methodology: The Forces of Change Assessment reviews 8 Forces and underlying trends in the Town of Hartford that either promote or detract from community safety. These eight forces include:

1) Social
2) Essential Community Resources: Police, Fire, Social Services, Health Care, Community-Based Organizations.
3) Ethical
4) Economic
5) Political
6) Legal
7) Environmental
8) Technological

Analysis: Reports from the Forces of Change Assessment include an Executive Summary, Narrative Report, a Presentation, and a database with a 'Heat Map' showing areas of concern.

Communication: A Community Forum will occur to share results, receive feedback from the Community, and integrate this information into the final priorities and Community Safety Assessment report.
Our timeline for Phase 4 occurs in Month Five and Six.

Phase 5. Prioritize Findings and submit Final Report: During this final Phase, findings from the Community Safety Reports are prioritized with recommendations developed. The final report in is then submitted in all formats (Executive Summary, full Narrative, Infographic, Presentation, and all datasets).

Methodology: Phase Five will summarize and integrate all data from the Community Safety Assessment reviewed during this engagement.
Our timeline for Phase 5 is Month Six.

Summary of Deliverables for the Community Safety Assessment:

The Community Safety Assessment is comprised of the following deliverables:

(1) Resource Inventory of essential community services.
(2) Community Themes (Themes from Focus Groups and Key Informant Interviews).
(3) Forces of Change Assessment with PowerPoint presentation, Heat Map, and Narrative.
(4) An Executive Summary of Community Safety Assessment findings in PowerPoint and Narrative format distilled to highlight Priority Issues and Recommendations.
(5) A full Narrative Report with underlying datasets.
(6) A PowerPoint presentation for community presentations and an Infographic summarizing the process and findings in English and Spanish for posting to the website and at community-based organizations.

COMMUNITY SAFETY ASSESSMENT FOR TOWN OF HARTFORD: 6-month tenure		2023				2024	
PHASES	DELIVERABLES	SEP	OCT	NOV	DEC	JAN	FEB
	Monthly meetings with Town Manager, monthly status reports submitted and reviewed as outlined in the initial implementation plan.	*	*	*	*	*	*
	Monthly Steering Committee meetings to review progress and deliverables.	*	*	*	*	*	*
Phase 1: Project Launch *(includes monthly reports and meetings)*	Initial project meeting with Town Manager to discuss engagement, review context, and refine project calendar and expectations.						
	Assist client lead in developing a Charge, Schedule of Meetings, and Agendas for the Community Safety Assessment Steering Committee and constitute the Stakeholder group.						
	Conduct formal Project Launch with review of key informant interview list, and discussion guides for key informant interviews and focus groups.						
	Review Communications and Outreach plans to involve residents in Community Safety Assessment with specific input from Hartford Committee on Racial Equity & Inclusion.						
	Receive prior studies, discuss critical incidents related to community safety, racial equity, and inclusion.						
Phase 2: Secondary Research	Map 'hot spots' of community safety both geographically and by groups with police and fire chief based on incident data, prior experience						
	Review and summarize prior studies						
	Create a Resource Inventory of essential community services						
Phase 3: Primary Research	Conduct key informant interviews (Steering Committee members & Stakeholders)						
	Post a web survey on the Town of Hartford website to elicit community concerns. Conduct community-wide listening sessions sharing results and soliciting feedback.						
	Hold focus groups to explore identified issues in detail						
Phase 4: Data Analysis & Forces of Change Assessment	Summarize qualitative data (Focus Groups, Key Informant Interviews, with comparison to Profiles) and quantitative data						
	Summarize and integrate all findings in the Forces of Change Assessment based on 8 Forces and Trends related to these Forces						
	Hold two Community Forums to share results of the Community Safety Assessment and receive feedback.						
Phase 5: Prioritize findings/ Final Report	Prioritize findings and develop Recommendations						
	Create a PowerPoint presentation and Infographic						
	Finalize the report with an Executive Summary, full Narrative, Presentation, and Infographic and submit all datasets.						

D. COST PROPOSAL REQUIREMENTS

The lump sum cost proposal for this engagement, to occur over a six-month period, is $40,200. Billing for this engagement will be an even amount of $6,700 per month. This represents a capped, not-to-exceed figure and is valid for 60 days upon submission or by October 7, 2023.

APPENDICES

1. Biographic Profiles of KSA Project Staff

TRACY KULIK, MSPH
Chief Executive Officer & Project Principal



Ms. Kulik has 45 years of work experience with 17 years of experience in the Quality Improvement sector and 28 years in healthcare consulting. Her work in hospital administration included large not-for-profit systems and proprietary hospital chains, with focal points in strategic planning, quality improvement, managed care, utilization review and discharge planning. In her original consultative capacity, she provided business development, strategic planning and clinical service line implementation to this sector.

Her expertise is in public policy, needs assessments, program evaluation and population health management.

The research conducted by Ms. Kulik includes a hybrid methodology of primary research, both qualitative (focus groups, key informant interviews) and qualitative (surveys) integrated with secondary research (literature review, benchmarking). She is well versed with MAPP and is familiar with ROMA methodologies (*Mobilizing for Action through Planning & Partnership and Results-Oriented Management and Accountability*).

Ms. Kulik conducts needs assessments and program evaluations for public health and social service agencies at the county, state, and regional levels. Clients includes State, County and Local Health Departments in addition to Public Health Authorities. She has helped form and transform health access networks nationally. She brings bridge-building and facilitation at the juncture of healthcare systems and public safety net organizations.

PROFESSIONAL ACCOMPLISHMENTS

- Conducts state-wide, county and city-specific needs assessment and implementation plans
- Provides quality improvement to public entities, with an extensive track record of converting accomplishments into federally awarded/ funded grants.
- Supports development of grants infrastructure and funding base for disparities.

EDUCATION

Ms. Kulik earned her bachelor's degree in science in Premedical Science from Canisius College in Buffalo, New York and her master's degree of science in Public Health from the University of Massachusetts at Amherst.

CERTIFICATIONS

CPHQ: Certified Professional in Healthcare Quality	1994-present
ACURP: American College of Utilization Review Professionals, Certified	1994-present
ASQC: American Society of Quality Control, Member	1994-present
NAHQ: National Association for Healthcare Quality, Member	2012-present
Lean Six-Sigma, Green Belt	2014-present

MARCOS ALCORN, MPA
Managing Principal & Project Manager



Mr. Alcorn is a Public Health Professional with over 12 years in project management, education and 6 years of direct patient care services. Marcos contributes his multi-cultural, multi-lingual perspective to client engagements with a focus on educating and strategically advancing his clients. His fluency in Spanish and English, public health background in preventive health services to disadvantaged sections of the population, and technological expertise combine to advance public health and social services missions. In addition to strategic planning and needs assessment expertise, he brings a workforce component to help his clients respond to meeting population health demands.

Mr. Alcorn is an innovative manager experienced in Public Health, needs assessments, strategic growth and finance, program development, and program management.

He has successfully fostered relationships with state and local agencies and has integrated Federally Qualified Health Centers (FQHC) and Community Health Centers (CHC) into the AIDS Education and Training Center portfolio. In consulting, he has managed multiple projects and clients while supervising business-focused teams through liaison with business stakeholders and coaching, translating business needs into value products for clients. He uses an analytical approach, conscientious leadership style, planning, perception, and flexibility. As a facilitator and leader, he is skilled in identifying opportunities, developing and defining a shared vision, building consensus across all levels of an organization and driving implementation.

PROFESSIONAL ACCOMPLISHMENTS

- Functions as Project Manager for human services assessments with recent experience on the Brunswick and Pender Counties, North Carolina engagement; the City and County of St. Louis, Missouri Community Health Assessment and Implementation Plan, and the City of Monroe, Washington effort to conduct a Community Needs Assessment & Facilitated Program Development.
- Functioned as Project Manager for creation of Value Propositions for 15 Community-Based Organizations. Developed Value measured by Key Performance Indicators for a regional Medicaid Redesign Forum serving a 9-county area in rural South-Central New York.
- Implemented preceptorship program at Parkland Health & Hospital System to improve clinical skills, performance and confidence in the treatment of people living with HIV/AIDS.
- Fostered partnerships with federal and local/state agencies, Federally Qualified Health Centers and Community Health Centers to provide high-quality training focusing on addressing HIV/AIDS.
- Accountable for developing new outreach activities, as well as reporting all outreach initiatives and results to Steering Committees to ensure ongoing quality of presentations and information.
- Collaborated with the Arizona Department of Health Services in statewide training to over 20 HIV testing agencies.

EDUCATION

Mr. Alcorn earned his Bachelor's Degree of Science in Public Health from the University of Arizona and his Master's Degree in Public Administration from the Arizona State University School of Public Affairs.

2. Certificates of Insurance *(General/Professional/Automotive then Worker's Compensation)*

Client#: 2167450 04KULIKSTR

ACORD **CERTIFICATE OF LIABILITY INSURANCE**

DATE (MM/DD/YYYY) 10/26/2022

THIS CERTIFICATE IS ISSUED AS A MATTER OF INFORMATION ONLY AND CONFERS NO RIGHTS UPON THE CERTIFICATE HOLDER. THIS CERTIFICATE DOES NOT AFFIRMATIVELY OR NEGATIVELY AMEND, EXTEND OR ALTER THE COVERAGE AFFORDED BY THE POLICIES BELOW. THIS CERTIFICATE OF INSURANCE DOES NOT CONSTITUTE A CONTRACT BETWEEN THE ISSUING INSURER(S), AUTHORIZED REPRESENTATIVE OR PRODUCER, AND THE CERTIFICATE HOLDER.

IMPORTANT: If the certificate holder is an ADDITIONAL INSURED, the policy(ies) must have ADDITIONAL INSURED provisions or be endorsed. If SUBROGATION IS WAIVED, subject to the terms and conditions of the policy, certain policies may require an endorsement. A statement on this certificate does not confer any rights to the certificate holder in lieu of such endorsement(s).

PRODUCER	CONTACT NAME:
McGriff Insurance Services 7701 Airport Center Dr Suite 1800 Greensboro, NC 27409	PHONE (A/C, No, Ext): 888 743-2217 FAX (A/C, No): 8888279861 E-MAIL ADDRESS:
INSURED Kulik Strategic Advisers, Inc 245 Hickory Nut trail Dawsonville, GA 30534-5726	INSURER(S) AFFORDING COVERAGE — NAIC # INSURER A : Lloyds INSURER B : INSURER C : INSURER D : INSURER E : INSURER F :

COVERAGES **CERTIFICATE NUMBER:** **REVISION NUMBER:**

THIS IS TO CERTIFY THAT THE POLICIES OF INSURANCE LISTED BELOW HAVE BEEN ISSUED TO THE INSURED NAMED ABOVE FOR THE POLICY PERIOD INDICATED. NOTWITHSTANDING ANY REQUIREMENT, TERM OR CONDITION OF ANY CONTRACT OR OTHER DOCUMENT WITH RESPECT TO WHICH THIS CERTIFICATE MAY BE ISSUED OR MAY PERTAIN. THE INSURANCE AFFORDED BY THE POLICIES DESCRIBED HEREIN IS SUBJECT TO ALL THE TERMS, EXCLUSIONS AND CONDITIONS OF SUCH POLICIES. LIMITS SHOWN MAY HAVE BEEN REDUCED BY PAID CLAIMS.

INSR LTR	TYPE OF INSURANCE	ADDL INSR	SUBR WVD	POLICY NUMBER	POLICY EFF (MM/DD/YYYY)	POLICY EXP (MM/DD/YYYY)	LIMITS	
A	X COMMERCIAL GENERAL LIABILITY CLAIMS-MADE X OCCUR			MEO428583422	10/18/2022	10/18/2023	EACH OCCURRENCE	$1,000,000
							DAMAGE TO RENTED PREMISES (Ea occurrence)	$50,000
	X BI/PD Ded:1,000						MED EXP (Any one person)	$5,000
							PERSONAL & ADV INJURY	$1,000,000
	GEN'L AGGREGATE LIMIT APPLIES PER:						GENERAL AGGREGATE	$3,000,000
	X POLICY PRO-JECT LOC						PRODUCTS - COMP/OP AGG	$1,000,000
	OTHER:							$
A	AUTOMOBILE LIABILITY			MEO428583422	10/18/2022	10/18/2023	COMBINED SINGLE LIMIT (Ea accident)	$1,000,000
	ANY AUTO						BODILY INJURY (Per person)	$
	OWNED AUTOS ONLY / SCHEDULED AUTOS						BODILY INJURY (Per accident)	$
	X HIRED AUTOS ONLY / X NON-OWNED AUTOS ONLY						PROPERTY DAMAGE (Per accident)	$
							Included in	$GL Limits
	UMBRELLA LIAB OCCUR						EACH OCCURRENCE	$
	EXCESS LIAB CLAIMS-MADE						AGGREGATE	$
	DED RETENTION $							$
	WORKERS COMPENSATION AND EMPLOYERS' LIABILITY ANY PROPRIETOR/PARTNER/EXECUTIVE OFFICER/MEMBER EXCLUDED? Y / N N/A (Mandatory in NH) If yes, describe under DESCRIPTION OF OPERATIONS below						PER STATUTE / OTH-ER	
							E.L. EACH ACCIDENT	$
							E.L. DISEASE - EA EMPLOYEE	$
							E.L. DISEASE - POLICY LIMIT	$
A	Professional Liab			MEO428583422	10/18/2022	10/18/2023	1,000,000/3,000,000 Retro Date:10/18/2019 Retention: $1,000	

DESCRIPTION OF OPERATIONS / LOCATIONS / VEHICLES (ACORD 101, Additional Remarks Schedule, may be attached if more space is required)

CERTIFICATE HOLDER	CANCELLATION
Kulik Strategic Advisers, Inc 245 Hickory Nut Trail Dawsonville, GA 30534	SHOULD ANY OF THE ABOVE DESCRIBED POLICIES BE CANCELLED BEFORE THE EXPIRATION DATE THEREOF, NOTICE WILL BE DELIVERED IN ACCORDANCE WITH THE POLICY PROVISIONS. AUTHORIZED REPRESENTATIVE Lisa Murray

© 1988-2015 ACORD CORPORATION. All rights reserved.

ACORD 25 (2016/03) 1 of 1 The ACORD name and logo are registered marks of ACORD
#S30964047/M30964035 ANHUG

ACORD

CERTIFICATE OF LIABILITY INSURANCE

DATE (MM/DD/YYYY): 10/26/2022

THIS CERTIFICATE IS ISSUED AS A MATTER OF INFORMATION ONLY AND CONFERS NO RIGHTS UPON THE CERTIFICATE HOLDER. THIS CERTIFICATE DOES NOT AFFIRMATIVELY OR NEGATIVELY AMEND, EXTEND OR ALTER THE COVERAGE AFFORDED BY THE POLICIES BELOW. THIS CERTIFICATE OF INSURANCE DOES NOT CONSTITUTE A CONTRACT BETWEEN THE ISSUING INSURER(S), AUTHORIZED REPRESENTATIVE OR PRODUCER, AND THE CERTIFICATE HOLDER.

IMPORTANT: If the certificate holder is an ADDITIONAL INSURED, the policy(ies) must be endorsed. If SUBROGATIONIS WAIVED, subject to the terms and conditions of the policy, certain policies may require an endorsement. A statement on this certificate does not confer rights to the certificate holder in lieu of such endorsement(s).

PRODUCER	CONTACT NAME:	
AUTOMATIC DATA PROCESSING INS AGCY 76250872 1 ADP BLVD M/S 625 ROSELAND NJ 07068	PHONE (A/C, No, Ext): (800) 524-7024	FAX (A/C, No):
	E-MAIL ADDRESS:	
	INSURER(S) AFFORDING COVERAGE	NAIC#
	INSURER A: Hartford Fire and Its P&C Affiliates	00914
INSURED KULIK STRATEGIC ADVISERS INC HICKORY NUT TRL DAWSONVILLE GA 30534	INSURER B:	
	INSURER C:	
	INSURER D:	
	INSURER E:	
	INSURER F:	

COVERAGES **CERTIFICATE NUMBER:** **REVISION NUMBER:**

THIS IS TO CERTIFY THAT THE POLICIES OF INSURANCE LISTED BELOW HAVE BEEN ISSUED TO THE INSURED NAMED ABOVE FOR THE POLICY PERIOD INDICATED.NOTWITHSTANDING ANY REQUIREMENT, TERM OR CONDITION OF ANY CONTRACT OR OTHER DOCUMENT WITH RESPECT TO WHICH THIS CERTIFICATE MAY BE ISSUED OR MAY PERTAIN, THE INSURANCE AFFORDED BY THE POLICIES DESCRIBED HEREIN IS SUBJECT TO ALL THE TERMS, EXCLUSIONS AND CONDITIONS OF SUCH POLICIES. LIMITS SHOWN MAY HAVE BEEN REDUCED BY PAID CLAIMS.

INSR LTR	TYPE OF INSURANCE	ADDL INSR	SUBR WVD	POLICY NUMBER	POLICY EFF (MM/DD/YYYY)	POLICY EXP (MM/DD/Y YYY)	LIMITS	
	COMMERCIAL GENERAL LIABILITY						EACH OCCURRENCE	
	☐ CLAIMS-MADE ☐ OCCUR						DAMAGE TO RENTED PREMISES (Ea occurrence)	
							MED EXP (Any one person)	
							PERSONAL & ADV INJURY	
	GEN'L AGGREGATE LIMIT APPLIES PER:						GENERAL AGGREGATE	
	☐ POLICY ☐ PRO-JECT ☐ LOC						PRODUCTS - COMP/OP AGG	
	OTHER:							
	AUTOMOBILE LIABILITY						COMBINED SINGLE LIMIT (Ea accident)	
	☐ ANY AUTO						BODILY INJURY (Per person)	
	☐ ALL OWNED AUTOS ☐ SCHEDULED AUTOS ☐ HIRED AUTOS ☐ NON-OWNED AUTOS						BODILY INJURY (Per accident)	
							PROPERTY DAMAGE (Per accident)	
	☐ UMBRELLA LIAB ☐ OCCUR						EACH OCCURRENCE	
	☐ EXCESS LIAB ☐ CLAIMS-MADE						AGGREGATE	
	☐ DED ☐ RETENTION $							
A	WORKERS COMPENSATION AND EMPLOYERS' LIABILITY ANY PROPRIETOR/PARTNER/EXECUTIVE OFFICER/MEMBER EXCLUDED? (Mandatory in NH) Y/N ☐ If yes, describe under DESCRIPTION OF OPERATIONS below	N/A		76 WEG AE0D86	09/23/2022	09/23/2023	X PER STATUTE ☐ OTH-ER	
							E.L. EACH ACCIDENT	$500,000
							E.L. DISEASE -EA EMPLOYEE	$500,000
							E.L. DISEASE - POLICY LIMIT	$500,000

DESCRIPTION OF OPERATIONS / LOCATIONS / VEHICLES (ACORD 101, Additional Remarks Schedule, may be attached if more space is required)

Those usual to the Insured's Operations.

CERTIFICATE HOLDER	CANCELLATION
For Informational Purposes HICKORY NUT TRL DAWSONVILLE GA 30534	SHOULD ANY OF THE ABOVE DESCRIBED POLICIES BE CANCELLED BEFORE THE EXPIRATION DATE THEREOF, NOTICE WILL BE DELIVERED IN ACCORDANCE WITH THE POLICY PROVISIONS. AUTHORIZED REPRESENTATIVE Susan F. Castaneda

© 1988-2015 ACORD CORPORATION. All rights reserved.

ACORD 25 (2016/03) The ACORD name and logo are registered marks of ACORD



COMMUNITY SAFETY & VIOLENCE PREVENTION

RESOURCES:

- St. Louis Violence Prevention Commission
- St. Louis Metropolitan Police Department
- Ferguson Commission
- UnGun Institute

EVIDENCE-BASED INTERVENTION:

- Violence Interruption protocol using preventive Sequential Intercept model
- 'Handle with Care' protocol

REFERRALS TO COMMUNJITY PARTNERS:

- St. Louis Metropolitan Police Department

PRIORITY AREA – VIOLENCE PREVENTION

OVERVIEW:

CHARGE: Two issues emerged from the Community Health Assessment related to violence. These were (1) Gun safety and (2) Child Mortality due to Accident, Homicide, or Suicide. These two issues are intertwined with firearm-related (gun) violence.

Priority Populations:

- African American Men – City ages 15 – 24 – County – Ages 25 – 34
- African American Children
- Residents Living in Poverty

Violent crime includes homicide, rape, robbery, and aggravated assault. In the City of St. Louis, the 3-year total of reported violent crimes was 18,247, which equates to an annual rate of 1,937.20 crimes per 100,000 people, higher than the statewide rate of 524.30.

AREA	VIOLENT CRIMES, 2014-2016 TOTAL	ANNUAL RATE PER 100,000 POPULATION
City of St. Louis	18,247	1,937.20
St. Louis County	11,783	376.50
St Louis Region	30,030	737.70
Missouri	95,129	524.30
United States	4,579,031	416.00

Data Source: Federal Bureau of Investigation, FBI Uniform Crime Reports, 2014-2016

CITY OF ST. LOUIS

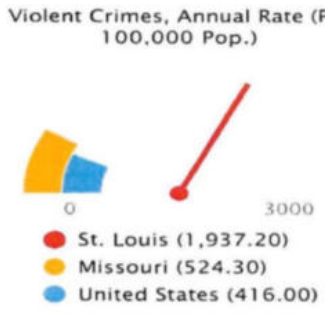

ST. LOUIS COUNTY

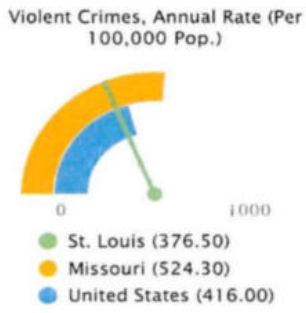

In interviews with the St. Louis Metropolitan Police Department (SLMPD), violent gun offenders start their criminal careers at ages 12-16, then progress to serious crimes at ages 17-18, with homicides occurring in their late 20's (data source: Diagnostic Analysis for the City of St. Louis by OJJDP, March 2017).

St. Louis Census Tracts by Levels of Concentrated Disadvantage

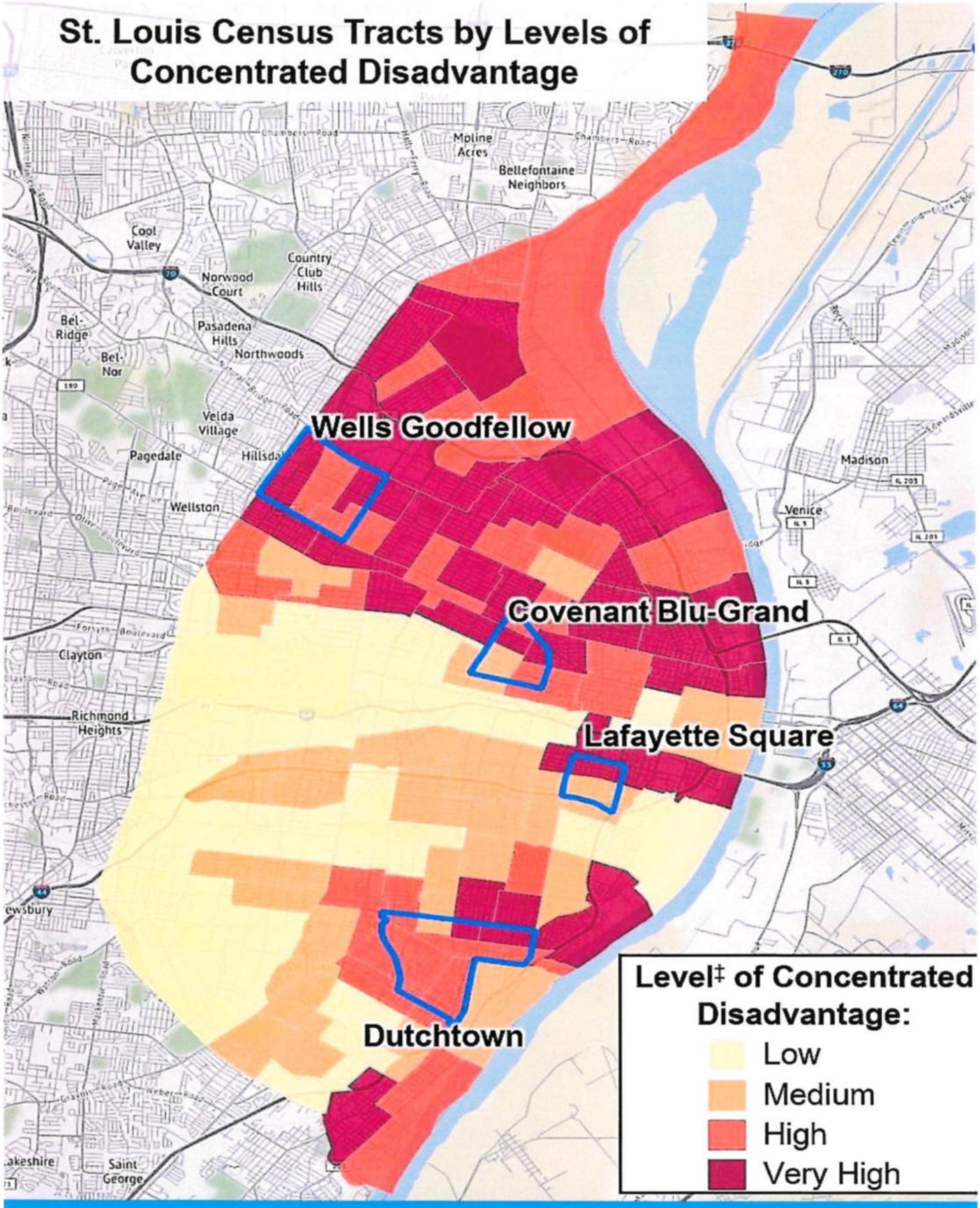

PRIORITY AREA 4 – VIOLENCE PREVENTION		
Goal 1: ***Reduce youth-related violence (ages 15-24) with a focus on highly disadvantaged neighborhoods.***		
Objective 1.1: To reduce firearm-related deaths in the St. Louis region. By 2027, to reduce firearm-related deaths in the St. Louis region from the **35.1 per 100,000** current regional rate (2020—**61.4** for the City, **26.1** for St. Louis County) to the current national rate of **13.6 per 100,000.**		
SHORT-TERM (2023-2024)	**MEDIUM (2025-2026)**	**LONG-TERM (2027+)**
		✓
Regional Source: Missouri Department of Health and Senior Services, Bureau of Vital Records, 2016- 2020		
Healthy People 2030: Reduce firearm-related deaths (IVP-13)		
HP 2030 Source: National Vital Statistics System-Mortality (NVSS, M), CDC/NCS, 2020.		
Objective 1.2: To reduce nonfatal physical assault injuries. By 2027, to reduce nonfatal physical assault injuries from the current nonfatal physical assault injuries in St. Louis region emergency departments from **402.5** per 100,000 visits to **264.1 per 100,000.**		
SHORT-TERM (2023-2024)	**MEDIUM (2025-2026)**	**LONG-TERM (2027+)**
		✓
Regional Source: Missouri Department of Health and Senior Services (DHSS), Bureau of Health Care Analysis and Data Dissemination, 2015 - 2019		
Healthy People 2030: Reduce nonfatal physical assault injuries (IVP-10): defined as emergency department visits for nonfatal physical assault injuries		
HP 2030 Source: National Electronic Injury Surveillance System (NEISS), 2020		
STRATEGIES FOR GOAL 1: REDUCE YOUTH VIOLENCE WITH A FOCUS ON DISADVANTAGED AREAS		
1.1.1: Coordinate the community level response to nonfatal shootings		
1.1.2: Advance trauma informed and evidence-based violence prevention practices in community, systems, and service delivery.		
1.1.3: Develop a holistic approach to public safety		
1.1.4: Increase capacity of communities to mobilize and lead neighborhood-based violence prevention strategies.		
1.1.5: Support implementation of violence prevention strategies that address root causes of violence:		

PRIORITY AREA 4 – VIOLENCE PREVENTION	
Goal 1: ***Reduce youth-related violence (ages 15-24) with a focus on highly disadvantaged neighborhoods.***	
INTERIM OUTCOMES, OR RESULTS	**POTENTIAL RESOURCES/PARTNERS**
Support partnerships of organizations serving victims of gun violence	Office of Juvenile Justice and Delinquency Prevention (OJJDP)
Support implementation of 'Handle with Care'	St. Louis Area Prevention Commission
Strengthen community healing resources	UnGUN Institute
Conduct public education on how to get support	
Review and identify two potential funding opportunities. **1) OJJDP: Categories of funding listed—** a. Youth Mentoring Programs & Services b. Youth Gangs and Violence c. Delinquency Prevention & Intervention d. Reentry Services for Youth/Families e. Juvenile Justice Systems **2) U.S. Department of Health and Human Services (HHS) - Administration on Children, Youth and Families (ACYF) - Family and Youth Services Bureau (FYSB): Notice of Funding Opportunity for Prevention of Youth Violence**	St. Louis MHB Freedom Community Center Office of Violence Prevention in the City of St. Louis
LEAD AGENCY: St. Louis Violence Prevention Commission	

PRIORITY AREA 4 – VIOLENCE PREVENTION		
Goal 2: ***Reduce homicides with focus on ages 15-24 in the City and 25-34 in the County.***		
Objective 2.1: Reduce rates of homicide in City of St. Louis. By 2027, to reduce the rate of homicide in the City of St. Louis from **44.7 per 100,000** to the current Missouri rate in 2020 of **10.6** per 100,000 deaths.		
SHORT-TERM (2023-2024)	**MEDIUM (2025-2026)**	**LONG-TERM (2027+)**
		✓
Regional Source: Missouri Department of Health and Senior Services, Bureau of Vital Records, 2016 – 2020		
Healthy People 2030: Reduce homicides (IVP-09)		
HP 2030 Source: National Vital Statistics System-Deaths, CDC/NCHS, 2020		
Objective 2.2: Reduce the rate of homicide in St. Louis County. By 2027, to reduce the rate of homicide in St. Louis County from **16.0 per 100,000** to the current Missouri rate in 2020 of **10.6 per 100,000 deaths**.		
SHORT-TERM (2023-2024)	**MEDIUM (2025-2026)**	**LONG-TERM (2027+)**
		✓
Regional Source: Missouri Department of Health and Senior Services, Bureau of Vital Records, 2016 – 2020		
Healthy People 2030: Reduce homicides (IVP-09)		
HP 2030 Source: National Vital Statistics System-Deaths, CDC/NCHS, 2020		
STRATEGIES FOR GOAL 2: REDUCE HOMICIDES IN ST. LOUIS REGION		
2.2.1: Support community residents in concentrated disadvantaged areas in engaging system partners to build and improve relationships that promote resident perceptions of public safety.		
2.2.2: Advance trauma-informed and evidence-based violence prevention practice in impacted communities, systems, and service delivery.		
2.2.3: Develop a strategy to focus on violence prevention in minors and adolescents before the ages of 15-24 to intercept violence, whether gang or other-related.		
2.2.4: Support implementation of violence prevention strategies that address root causes.		

UPWARD ECONOMIC MOBILITY



RESOURCES:

- Urban League
- Employment CBOs
- Regional Lending Institutions
- Community Action Agencies
- United Way of St. Louis
- 10-year plan to end Chronic Homelessness in St. Louis

EVIDENCE-BASED INTERVENTION:

- Financial Literacy programs
- ALICE SCORES (Assets Limited, Income Constrained, Employed)

PRIORITY AREA – INTERSECTION OF HEALTH & ECONOMIC MOBILITY

OVERVIEW:

CHARGE: To address equal opportunities to achieve financial success in the St. Louis region. The Brookings Institution defines Economic Mobility as the likelihood that a family will move up the income ladder from one generation to the next.

Priority Populations:

- African American Men
- Hispanic residents
- Women
- LGBTQIA+
- Youth
- Seniors

Why is Income Important to Health? Income can come from jobs, investments, government assistance programs or retirement plans. Income allows families and individuals to purchase health insurance and medical care, but also provides options for healthy lifestyle choices.
Financial insecurity is a result of economic disparities, many passed through successive generations due to the inability to access resources to acquire or expand wealth. In addition to those living at or below the Federal Poverty Level, the United Way has developed an ALICE score to define the 'working poor' – those who can not afford basic necessities of housing, child care, food, transportation, health care, a smartphone plan, and taxes. For the St. Louis region, 9.1% of the population lives at or below the Federal Poverty Level while 35% comprise the working poor, and 56% live above the ALICE score level. This acronym is defined as "Asset-Limited, Income-Constrained, Employed), and defies the typical conjecture of 'poor'.

This Community Health Improvement Plan Priority is focused on improving opportunities to build economic stability.

SECONDARY, REGIONAL LITERATURE

The major components of economic mobility reference the EQUITY INDICATOR BASELINE 2018 REPORT. In this report, the St. Louis region scored a 40% on a 100 scale for current equitable opportunities to achieve financial growth when comparing these indicators for Whites versus Blacks in the City of St. Louis. Further analysis was conducted for St. Louis County.
Eight separate indicators comprise the Financial Empowerment section. This data is circa 2018, with the two most disparate indicators, unemployment, and home denial rate, updated to reflect 2021.

(1) Unemployment – 22	(5) Severe Rent Burden – 40
(2) Median Household Income -42	(6) Home Ownership – 47
(3) Adult Poverty – 37	(7) Home Loan Denial Rate – 28
(4) High-Wage Occupations – 35	(8) Business Ownership – 68

PRIORITY AREA 2 – INTERSECTION OF HEALTH AND ECONOMIC MOBILITY		
Goal 1: ***Close the generational, racial, and ethnic income and wealth gaps in the St. Louis Region by providing equal opportunities to achieve success in the St. Louis region.***		
Objective 1.1: By 2027, identify opportunities to increase wealth and financial literacy for marginalized populations.		
SHORT-TERM (2023-2024)	**MEDIUM (2025-2026)**	**LONG-TERM (2027+)**
		✓
Regional Source: St. Louis Equity Indicators, 2018		
Healthy People 2030: *No data*		
HP 2030 Source: *No data*		
Objective 1.2: By 2027, identify and advocate for initiatives and policy changes that impact wealth, health, and safety (Housing, Energy, predatory lending, public education, employment limitations).		
SHORT-TERM (2023-2024)	**MEDIUM (2025-2026)**	**LONG-TERM (2027+)**
		✓
Regional Source: St. Louis Equity Indicators, 2018		
Healthy People 2030: *No data*		
HP 2030 Source: *No data*		
Objective 1.3: By 2027, increase by **10%** over identified baselines, opportunities, and utilization rates for generating savings (ability to meet short-term, emergency, and long-term goals) and build wealth through equity options.		
SHORT-TERM (2023-2024)	**MEDIUM (2025-2026)**	**LONG-TERM (2027+)**
		✓
Regional Source: St. Louis Equity Indicators, 2018		
Healthy People 2030: *No data*		
HP 2030 Source: *No data*		
Objective 1.4: By 2027, decrease the housing cost burden for **City of St. Louis residents from 36.1%** & **27.2% for St. Louis County** residents to **under 30%**. Definition: 30% or more of annual income to housing.		
SHORT-TERM (2023-2024)	**MEDIUM (2025-2026)**	**LONG-TERM (2027+)**
		✓
Source: U.S. Census Bureau, American Community Survey, 2015-2019		
Healthy People 2030: *No data*		
HP 2030 Source: *No data*		
Objective 1.5: By 2027, increase employment in working-age people from **70.6%** to **75%.**		
SHORT-TERM (2023-2024)	**MEDIUM (2025-2026)**	**LONG-TERM (2027+)**
		✓
Regional Source: U.S. Census Bureau, American Community Survey & US Department of Labor, 2020		
Healthy People 2030: Increase employment in Working-Age People (SDOH-02)		
HP 2030 Source: 70.6% of the working-age population aged 16-64 years were employed in 2018. Current Population Survey, Annual Economic & Social Supplement.		

STRATEGIES FOR GOAL 1: CLOSE THE GENERATIONAL, RACIAL & ETHNIC INCOME AND WEALTH GAP IN ST. LOUIS	
1.1.1: Advocate for services for marginalized communities in the St. Louis region including: * African Americans * Hispanics * Women * LGTQIA+ * Incarcerated/Recently Released * Substance users	
1.1.2: Build infrastructure for the intersection of Health & Economic Mobility CHIP Action Team with Identification of baselines using the Health Equity study detailed by category (housing ownership, business ownership, educational attainment, etc.)	
1.1.3: Effect change from Structural Determinant of Health approach, expanding access to economic advancement	
1.1.4: Identify available community resources to improve the synergy of Health & Economic Mobility.	
1.1.5 Review and update the existing resource inventory to address the intersection of Health & Economic Mobility and Structural Determinants of Health.	
1.1.6 Collaborate with an existing partner to develop a data inventory/warehouse – Unite-US	
INTERIM OUTCOMES, OR RESULTS	**POTENTIAL RESOURCES/PARTNERS**
Recruit a partner to Co-Lead this CHIP Action Team with the St. Louis Department of Health	Employment Connection Ameren Missouri Energy Efficiency SLDCs Economic Justice Plan United Way's System Change Tables WIB's SLATE Urban League St. Louis Foundation Advanced Manufacturing Innovation Ctr. Missouri Foundation for Health St. Louis Health Equity Plan Community Action Agency of STL HSSU/ Wepower St. Louis University Pathways to Work Virtual Employment Connection *(Source*: Intersection of Health & Economic Mobility CHIP Action Team)
Identify and recruit CHIP Action Team members: * Health Systems * Regional Employers * NAACP * Urban League * St. Louis Housing Authority * St. Patrick's Center * Universities/Community Colleges * Unions * Disability Organizations (Paraquad, St. Louis Council for the Blind)	
Explore and identify funding sources. * <u>Field Initiated Projects Program:</u> U.S. Department of Health & Human Services, Administration for Community Living, National Institute on Disability, Independent Living, Rehabilitation Research. * <u>New Markets Tax Credit Program</u>: U.S. Department of Treasure, Community Development Financial Institutions Fund. Provides investors in low-income communities with tax credits to help economically distressed communities attract private capital. Investments through NMTC are used to finance business, breathing new life into underserved, low-income communities.	
LEAD AGENCY: Urban League	

PRIORITY AREA 2 – INTERSECTION OF HEALTH AND ECONOMIC MOBILITY		
Goal 2: ***Increase the number of St. Louis residents with a household income above the living wage*** **among Communities of Color or those marginalized populations cited in *Strategy 2.2.1.***		
Objective 2.1: By 2027, establish educational programs to advance socioeconomic status with 3 community colleges/universities paired with paid internships with regional employers.)		
SHORT-TERM (2023-2024)	**MEDIUM (2025-2026)**	**LONG-TERM (2027+)**
		✓
Regional Source: St. Louis Equity Indicators, 2018		
Healthy People 2030: *No data*		
HP 2030 Source: *No data*		
Objective 2.2: By 2027, work with regional lending institutions to establish fast-track programs that offer fair lending given certification by employment agencies and financial institutions of credit-worthiness.		
SHORT-TERM (2023-2024)	**MEDIUM (2025-2026)**	**LONG-TERM (2027+)**
		✓
Regional Source: St. Louis Equity Indicators, 2018		
Healthy People 2030: *No data*		
HP 2030 Source: *No data*		
Objective 2.3: By 2027, reduce the United Way ALICE score (Asset-Limited, Income-Constrained, Employed) used by Community Action Agencies for their Equity Framework from **35% to 25%.**		
SHORT-TERM (2023-2024)	**MEDIUM (2025-2026)**	**LONG-TERM (2027+)**
		✓
Regional Source: *Source:* National Overview | UnitedForALICE – St. Louis County, 2018		
Healthy People 2030: *No data*		
HP 2030 Source: *No data*		
STRATEGIES FOR GOAL 2: INCREASE ST. LOUIS RESIDENTS WITH HOUSEHOLD INCOME ABOVE LIVING WAGE		
2.2.1: Advocate for services for marginalized communities in the St. Louis region including: * African Americans * Hispanics * Women * LGBTQIA+ * Incarcerated/Recently Released * Substance users		
2.2.2: Collaborate with employment assistance programs (Employment Connection, Pathways to Work, Virtual Employment Connection) to help marginalized population secure work.		
2.2.3: Link both marginalized populations and low-income residents to Community Colleges and Universities to advance education and socioeconomic status		
2.2.4: Develop a regional strategic plan for addressing income enhancement.		

PRIORITY AREA 2 – INTERSECTION OF HEALTH AND ECONOMIC MOBILITY	
Goal 2: ***Increase the number of St. Louis residents with a household income above the living wage*** **among Communities of Color or those marginalized populations cited in** ***Strategy 2.2.1.***	
INTERIM OUTCOMES, PRODUCTS, OR RESULTS	**POTENTIAL RESOURCES/ PARTNERS**
Collaborative partnerships with: • Colleges • Lending Institutions • Employers • Unions • Community Action Agencies	Employment Connection Ameren Missouri Energy Efficiency SLDCs Economic Justice Plan United Way's System Change Tables WIB's SLATE Urban League St. Louis Foundation Advanced Manufacturing Innovation Ctr. Missouri Foundation for Health St. Louis Health Equity Plan Community Action Agency of STL HSSU/ Wepower St. Louis University Pathways to Work Virtual Employment Connection *(Source*: Intersection of Health & Economic Mobility CHIP Action Team
Explore and identify funding sources. * Field Initiated Projects Program: U.S. Department of Health & Human Services, Administration for Community Living, National Institute on Disability, Independent Living, Rehabilitation Research. * New Markets Tax Credit Program: U.S. Department of Treasure, Community Development Financial Institutions Fund. Provides investors in low-income communities with tax credits to help economically distressed communities attract private capital. Investments through NMTC are used to finance business, breathing new life into underserved, low-income communities.	
LEAD AGENCY: Urban League	

PRIORITY AREA 4 – VIOLENCE PREVENTION	
Goal 2: ***Reduce homicides with focus on ages 15-24 in the City and 25-34 in the County. (cont.)***	
INTERIM OUTCOMES, PRODUCTS, OR RESULTS	**POTENTIAL RESOURCES/PARTNERS**
Support partnerships with the St. Louis Metropolitan Police Department	Office of Juvenile Justice and Delinquency Prevention (OJJDP)
Support implementation of 'Handle with Care'	St. Louis Area Prevention Commission
Strengthen community healing resources	UnGUN Institute
Review and identify two potential funding opportunities. **1) OJJDP: Categories of funding listed—** a. Youth Mentoring Programs & Services b. Youth Gangs and Violence c. Delinquency Prevention & Intervention d. Reentry Services for Youth/Families e. Juvenile Justice Systems ***2)*** **U.S. Department of Health and Human Services (HHS) – Administration on Children, Youth and Families (ACYF) – Family and Youth Services Bureau (FYSB):** *Notice of Funding Opportunity for Prevention of Youth Violence*	St. Louis MHB
LEAD AGENCY: St. Louis Violence Prevention Commission	

STAKEHOLDERS
Cure Violence Global; Urban League; Employment Connections; Rehabilitation Services; Cardinal Glennon; STL Area Violence Prevention Commission; Crime Victim Center; Local Organizations: Project Haki, The Bric, Freedom Community Center, Diamond Divas; Connecting Inmates post-incarceration to resources and employment assistance;

Sky Valley Community Needs Assessment and Facilitated Program Development

MONROE
WASHINGTON

Community Touches 353+

45 Key Informant Interviews were conducted with input from City Leadership, members of Community Human Services Advisory Board (CHSAB).

26 Provider Surveys were completed by Community Based Organizations, Healthcare Providers, and other Service Providers.

226 Resident Surveys or 103% of target of 220 in Sky Valley Region.

5 Focus Groups were held with 56 total participants.

Two Community Forums were conducted. One in English and one in Spanish.

Charge:

To conduct a Community Needs Assessment for Human Services in the Sky Valley area including the City of Monroe, Snohomish, Sultan, Gold Bar, Index, and unincorporated Snohomish County. To develop a Regional Referral model of distributed funding and service delivery for Human Services in the Sky Valley area in a resource-constrained environment.

Definition: *The Regional Referral model arranges services into a network of anchors that provide a full array of services with local providers offering limited services as 'spokes'.*

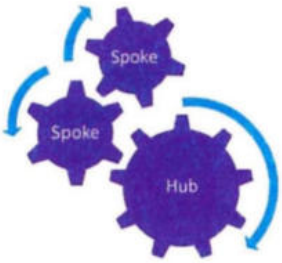

Regions in Sky Valley, Washington

The three regions of Sky Valley represent variable levels of human services and demand. The total population of Sky Valley in 2019 was 58,154.

- *East Sky Valley has subsistence services and depends on the City of Monroe for medium-level services.*
- *Central Sky Valley has medium-level services and travels to West Sky Valley or the Cities of Everett or Kirkland for higher acuity services.*
- *West Sky Valley uses the City of Everett's continuum.*

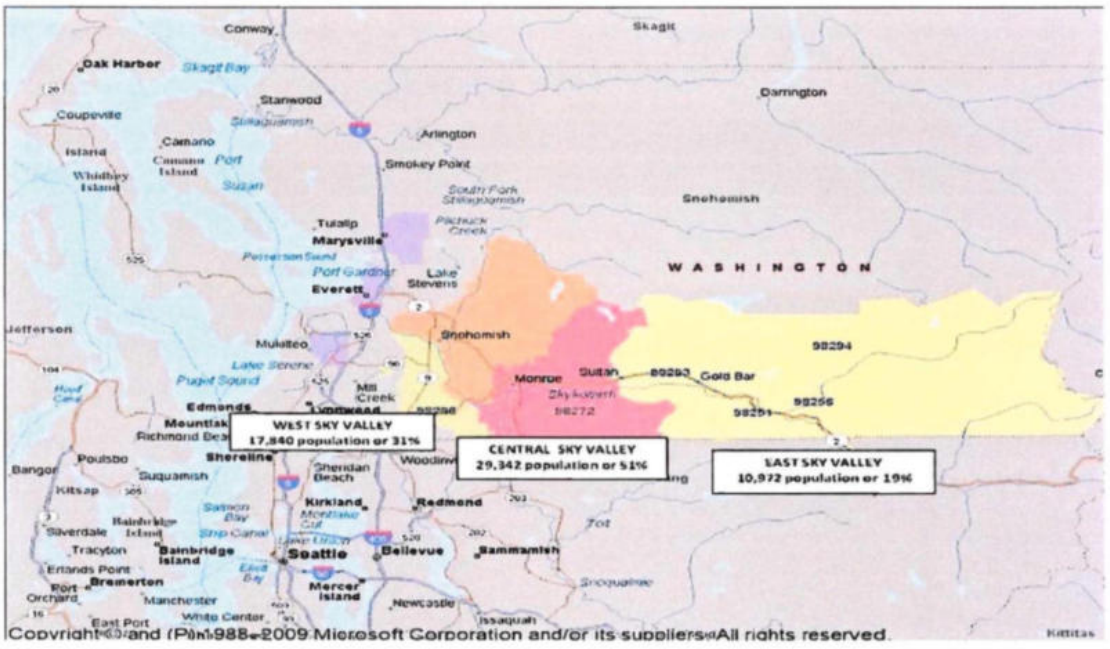

Copyright © and (P)1988–2009 Microsoft Corporation and/or its suppliers. All rights reserved.

Current Human Services System Assessment

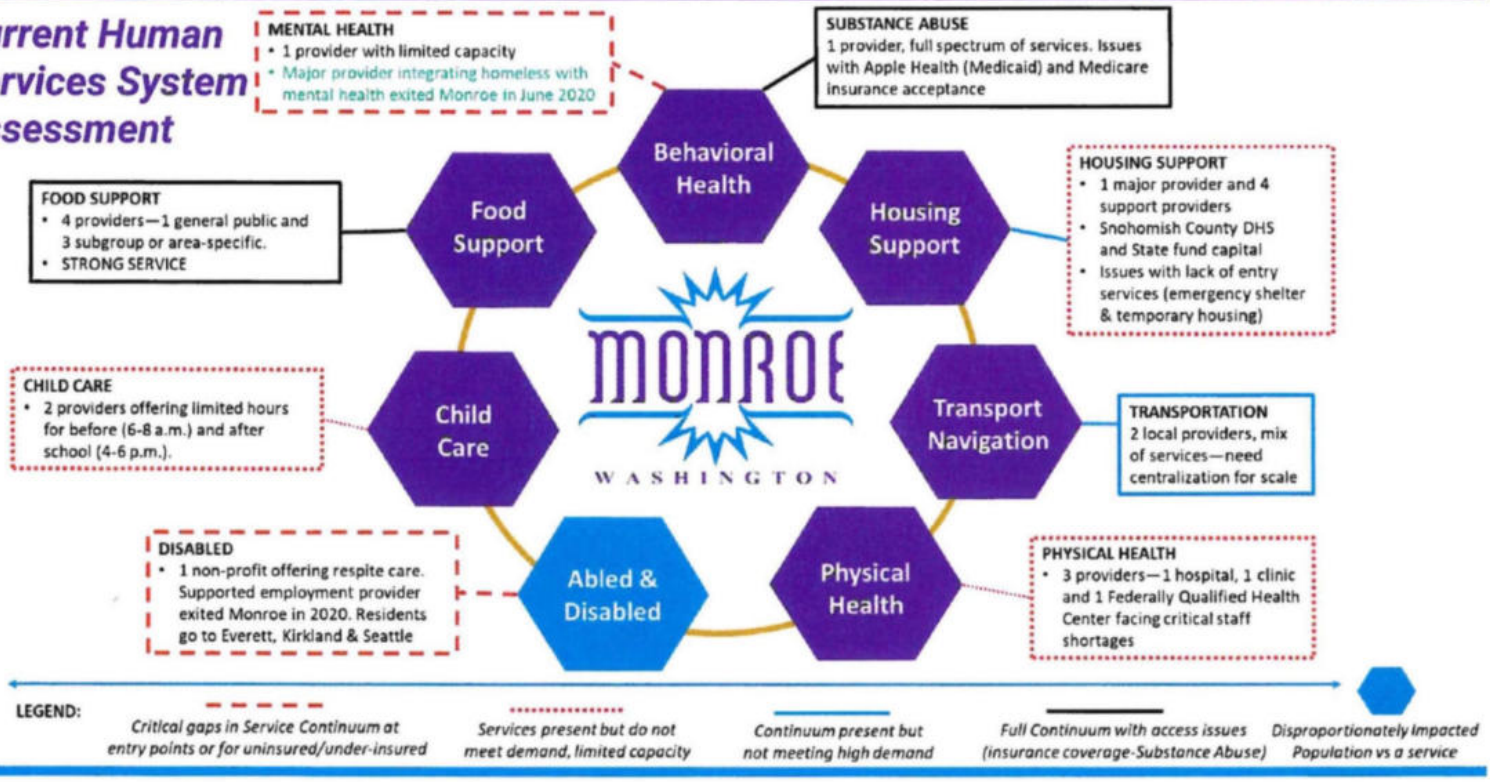

Summary of Use-Need-Barrier-Gaps

SUMMARY OF RANKINGS OF USE, NEED, BARRIER & GAP FOR HUMAN SERVICES SKY VALLEY REGION, WASHINGTON (August 2021)	
TOP 5 USE OF HUMAN SERVICES	**TOP 5 BARRIERS TO HUMAN SERVICES ('Need Service and had Trouble Getting')**
1. Physical Health 2. Information & Referral 3. Child Care 4. Food Help 5. Behavioral Health	1. Mental Health 2. Housing Support 3. Substance Use Treatment 4. Transportation 5. Physical Health 6. Child Care
TOP 5 NEED FOR HUMAN SERVICES	**TOP 5 GAPS TO HUMAN SERVICES ('Need Service and Can't Get')**
1. Mental Health 2. Physical Health 3. Information & Referral 4. Housing Support 5. Transportation 6. Substance Use treatment	1. Mental Health 2. Housing Support 3. Substance Use treatment 4. Transportation 5. Child Care 6. Legal Aid

Reasons offered or barriers ('need service and had trouble getting') include:

1) Mental Health – lack of treatment options at the entry-level of the continuum (counseling, case management) for low to moderate-income residents.

2) Housing Support – lack of housing options at the entry-level of the housing support continuum (homeless shelters, transitional housing). Low priority on homeless with children or families prioritized but not single adults.

3) Substance Abuse Treatment – a full continuum is available, but not accepting uninsured, under-insured, and issues accepting Apple Health (Medicaid) or Medicare.

4) Transportation - Cited as # 1 Gap in Resident Survey by rural clients in East or Upper Valley (Sultan, Gold Bar, Index). Provider Survey mentioned transportation as a critical issue given referrals to Everett, Kirkland, or even Seattle. Evening and weekend travel time can be over 2 hours one-way even if only 25-35 miles distant. "U.S. 2 and U.S. 522 are the two worst highways in Snohomish County" - provider quote

5) Physical Health – lack a full spectrum of services due to critical staffing shortages, lack of prenatal service after 7 months, and perception that the local Federally Qualified Health Center doesn't want their business.

6) Child Care - only options available to resident respondents are before & after school services. Comments were made that these restricted hours are not helpful (6-8 a.m. and 4-6 p.m.) and are not affordable even with extensive discounts.

EXAMPLE: HOUSING SUPPORT (#2 BARRIER AND #3 GOAL)

A Homeless Policy Advisory Committee (HPAC) was formed in November of 2019 with a report related to housing for low-income residents in Sky Valley adopted by the City Council on February 25, 2020. In the housing category, the recommendations are:

1. To establish temporary or transitional housing to serve the city of Monroe with space for RV or vehicles for overnight stays.
2. To establish a Housing Support Continuum for short, long-term, and alternative housing.
3. To increase alternative housing options that include men, youth, LGBTQIA+, and families with pets.

Currently, the major housing provider is Housing Hope, a regional provider based in Everett with three types of current housing provided in Sky Valley. Support is provided in Housing Assistance (utilities, access to Section 8, or subsidized housing) by three other community-based agencies.
The major services missing in the Continuum are at entry to the low-income Housing Continuum:

1. Emergency Shelter - Emergency housing for up to 90 days (3-months) of occupancy.
2. Transitional Housing - often used by the incarcerated/recently released or for substance use disorder clients with a national timeframe of 24 months or 2 years.

- Controversy related to 'Housing First' or 'Harm Reduction' housing versus 'Sober or Clean Housing' exists nationwide, and in Sky Valley.

THE HOUSING CONTINUUM



During the 360-degree review, Housing Support was identified at all steps of data collection:
PROFILES: Based on the Socioeconomic profile, residents in the Sky Valley area are cost-burdened (HUD definition of 30% or more of annual income for housing—Sky Valley is 32%). Housing cost is higher than the U.S. average.
KEY INFORMANT INTERVIEWS: Entry-level services of the housing continuum (emergency shelter and transitional housing) were identified as a Barrier and Gap.
FOCUS GROUPS: Housing Support has different meanings to subgroups:

- LatinX – Require safe and affordable housing.
- Seniors – Worried about maintaining and upkeep of housing. Even seniors with no mortgage are concerned about rising costs and the ability to find housing if they need to move due to physical infirmity.
- Homeless – No housing.
- Youth – Concerned about housing if 'thrown out' due to LGBTQIA+ status.

RESIDENT SURVEYS: 66 Residents responded being 'ever homeless', with 46 individuals reported being homeless in the last 30 days.

REGIONAL REFERRAL SYSTEM

Regional resources play a limited though important role in Housing Support

Regional services are difficult by nature for housing support since residents are attached to the area in which they live or work. The majority of housing support is delivered locally with capital funding from regional sources.

Potential regional services include:

1. Financial support tied to housing with related employment or work opportunities;
2. County or State funded assistance with modifications to housing for the disabled;
3. County, State, or Federal funding through Agencies for Aging for home repairs upkeep, and maintenance for seniors or the disabled; and
4. Recently, housing support to aid with the COVID-19 pandemic and reduce evictions.

Local resources are critical for Housing Support.

Currently, the Sky Valley low to moderate-income housing stock includes:

- East Sky Valley: 8 homeownership (Gold Bar), 11 homeless units (Sultan) with a future of 10 homeownership (Sultan)
- Central Sky Valley: 76 affordable rental units, 16 homeless units, and 81 homeownership units

TYPE	EAST SKY VALLEY	CENTRAL SKY VALLEY
Homeless	11	16
Affordable Rent		76
Homeownership	8 + 10 future	50
	19 current + 10 future = 29	142

Legend:

- Homeless units: Emergency housing for the homeless with children with wrap-around services.
- Affordable rent: Units that are affordable for families with low incomes
- Homeownership: Team Building sweat-equity homeownership for low-income households

Present Housing Stock for Low-Income Residents:

1. Gold Bar - 8 homeownership sites
2. Sultan (Winter's Creek South) - 11 homeless units
3. Monroe (Woods Creek) - 8 affordable rent, 6 homeless units
4. Monroe (Sky Meadows East & Sky Meadows West) - 8 homeownership sites each = 16 units
5. Monroe (Marvin Gardens) - 14 homeownership sites
6. Monroe (Main Street) - 13 homeownership sites
7. Monroe (Family Village) - 10 homeless and 37 affordable rent
8. Monroe (Fairview apartments) - 31 affordable rent
9. Monroe (Hegger Short Plat) - 7 homeownership future plans for housing stock for low-income Sky Valley residents.
10. Sultan (Siegel Short Plats) - 10 homeownership

NAPA COUNTY
Health & Human Services Agency

RESPECT & SOCIAL INCLUSION METRICS

Charge: To collectively understand among Public Health and partner agencies what data is being collected about Respect and Social Inclusion, what gaps exist in the current data collection processes, what common metrics can be mutually tracked going forward, and how that data can be shared. To develop these metrics as an RSI Social Determinant of Health that could be the root cause of access or adherence issues.

Process: Over a five-month process, from October 2021 to February 2022, three social sector agencies and Napa HHSA collaborated to design, inventory, collect, integrate, and determine data sharing and reporting at the community level for Respect and Social Inclusion metrics.

Domain # 1: Commitment

Feeling that the community is committed to including you, your ideas and opinions in their systems, events, and planning.

Domain # 2: Transparency

Belief that organizations in your community respect your input and communicate with you in an open and honest way.

Domain # 3: Representation

Belief that you, and the group(s) you represent, are involved in decision-making processes in your community.



Domain # 7: Resilience

Support that helps you survive, and even prosper, in adverse conditions beyond your control (such as fires, floods, Public Safety Power Shutoff, and pandemic).

Domain # 4: Impact

Evidence that your input, and the input of the groups you represent matters to your community, and is reflected in systems, events, and planning.

Domain # 6: Access

The ability and freedom to fully access all the services that you need knowing that your community will address any barriers you face.

Domain # 5: Allyship

My community actively welcomes and supports the rights of all identities.

SAMPLE RESPECT & SOCIAL INCLUSION ASSESSMENT TOOL

	Team Points	Max Points	Percentage
Individual	0	75	0%

Domain 1: *Commitment* - *Feeling that the community is committed to including you, your ideas and opinions in their systems, events, and planning.*		Team Points	Max Points	Domain Score
		0	**10**	**0%**
1	I feel like my community is committed to including me and my opinions	0	5	0%
2	I have opportunities to provide my input to improve the health and well-being of my community	0	5	

Domain 2: *Transparency* - *Belief that organizations in your community respect your input and communicate with you in an open and honest way.*		Team Points	Max Points	Domain Score
		0	**10**	**0%**
3	I trust that organizations in my community interact with me in a way that is ethical, accountable, and honest	0	5	0%
4	I trust the information I get from my community is accurate and timely	0	5	

Domain 3: *Representation* - *Belief that you, and the group(s) you represent, are involved in decision-making processes in your community.*		Team Points	Max Points	Domain Score
		0	**10**	**0%**
5	I see my culture or identity represented in my community	0	5	0%
6	I am involved in decision-making processes in my community.	0	5	

Domain 4: *Impact* - *Evidence that your input, and the input of the groups you represent, matters to your community, and is reflected in systems, events, and planning.*		Team Points	Max Points	Domain Score
		0	**10**	**0%**
7	When I provide input, my opinions are valued	0	5	0%
8	I see my input reflected in community events, systems, and outcomes	0	5	

Domain 5: *Allyship* – *My community actively welcomes and supports the rights of all identities.*		Team Points	Max Points	Domain Score
		0	**15**	**0%**
9	I am aware of opportunities to share about my culture and learn about other cultures	0	5	0%
10	I see images and language that reflect my identity throughout my community	0	5	
11	I feel safe and welcome sharing my identity in my community	0	5	

Domain 6: *Access* - *The ability and freedom to fully access all the services that you need knowing that your community will address any barriers you face.*		Team Points	Max Points	Domain Score
		0	**10**	**0%**
12	I can receive services in my preferred language	0	5	0%
13	When I ask for assistance in accessing services, I receive the help I need	0	5	

Domain 7: *Resilience* - *Support that helps you survive, and even prosper, in adverse conditions beyond your control (such as fires, floods, PSPS, and pandemic).*		Team Points	Max Points	Domain Score
		0	**10**	**0%**
14	During an emergency, I am connected to a support system that I trust (such as family, neighbors, a community organization)	0	5	0%
15	I know how to access support services during an emergency (such as free food, financial support, shelter)	0	5	

TOWN OF HARTFORD
POLICE DEPARTMENT
&
Emergency Communications Center

Chief Gregory Sheldon

Serving the Villages of Hartford * West Hartford * White River Junction * Wilder * Quechee

To: Hartford Select Board
From: Chief Greg Sheldon
RE: Hartford Police Department Speed Study – Hartford Avenue
Date: September 19, 2023

Select Board members,

Enclosed is the comprehensive report authored by Sergeant Solomita, encompassing the outcomes of the speed analysis carried out by the Hartford Police Department on Harford Avenue. Our department was tasked with conducting a speed study employing our speed cart, which we duly executed. Regrettably, specific timeframes, such as periods when school is out for the summer or in session, were not communicated to the HPD.

After the August 8th meeting, doubts were raised regarding the credibility of my conclusions documented in the Significant Acts report. I aimed to streamline the data interpretation process, but this approach was evidently met with skepticism. By furnishing you with this 14-page report prepared by Sergeant Solomita, any apprehensions regarding potential data manipulation to achieve predetermined outcomes can be dispelled, allowing individuals to formulate their own judgments.

Likewise, enclosed is the Hartford Avenue speed assessment conducted by Senior Planner Rita Seto from the Twin Rivers-Ottauquechee Regional Commission. In her assessment, Seto opines, "There is no apparent indication of excessive speeding."

Additionally, as per the data extracted from Spillman, the HPD's report management/CAD system, a total of 158 traffic stops were initiated by HPD officers on Hartford Avenue between January and August 17, 2023. I engaged in a discussion with Lieutenant Kevin Geno of the Rutland County Sheriff's Department regarding the frequency of traffic stops conducted by HPD in this vicinity. Lt. Geno supervises the Governors Highway Safety Program for Windsor County. He conveyed that 158 traffic stops on Hartford Avenue from January to August 17 constitute an above-average figure. Consequently, a reasonable and prudent inference would be that HPD officers devote an above-average duration to patrolling Hartford Avenue per certain residents' requests.

HPD is poised to undertake a second speed study on Hartford Avenue after the resumption of the school session. This data will be furnished upon the study's culmination. The second speed study is tentatively scheduled for the month of October.

Regarding complaints about speeding on Christian Street, HPD has received a total of five reports concerning traffic issues filed by residents. These complaints encompass a range of incidents, including instances of reckless driving and the operation of a dirt bike by a juvenile

without a helmet. Attached are the officer narratives for all five of these cases. In one of the five cases, an arrest was made for negligent operation.

An examination of the traffic stop data pertaining to Christian Street reveals that there have been 35 traffic stops conducted on this road from January 2023 up to August 17, 2023. Within this timeframe, a total of four traffic tickets were issued. In response to the concerns raised by the community, HPD is committed to addressing the matter further. As part of our efforts, we will conduct a speed study using our speed cart on Christian Street this month.

Hartford Police Department

Memo

To: Chief Gregory Sheldon

From: Sergeant Daniel Solomita

CC: Lieutenant Thomas Howell

Date: 7/18/2023

Re: Hartford Avenue (US 5) Speed Study

Background

In response to numerous traffic safety concerns that have been relayed to the Hartford Police Department by the citizens and stakeholders of the Town of Hartford, the Hartford Police Department initiated a "traffic safety study," on Hartford Avenue.

This study was conducted between June 20th, 2023 and July 15th, 2023. There were two identified areas of concern. These areas of concern were Hartford Avenue, south of the junction with Bugbee Street and Hartford Avenue north of the junction with Bugbee Street. Both north and southbound traffic was assessed separately at each of these locations for a period of six days each respectively.

The data collected for this study was compiled by our new speed trailer that was manufactured by "All Traffic Solutions" and acquired through the usage of grant funding. This trailer is capable of measuring and recording the speeds of vehicles, counting the total number of vehicles, and organizing this data by time of day, day of the week, and location.

Identified Challenges

The main challenge that was identified with this study was the fact that the speed sign is not capable of determining the appropriateness of any specific speed limit. The sign is a tool that is capable of measuring compliance rates.

To determine the appropriateness of a specific speed limit, one must take into consideration other factors such as road design, usage trends, traffic crash data, etc.

Through this study we determined the mean daily number of vehicles that drove past the speed sign, however the Hartford PD is currently incapable of determining whether or not the quantity of vehicles has trended up or down as I am unaware of any past data collection efforts and therefore there is no "control group" to compare our current data against.

Additionally, the sign is incapable of delineating between a violator's vehicle, or an emergency vehicle being operated at a high rate of speed in accordance with Vermont law and Hartford PD/FD standard operating procedures. Consequently, this can slightly skew the data collected.

June 20th – June 26th, Hartford Avenue at the Wilder Park and Ride (Southbound Traffic)

From the dates of June 20th through June 26th, the speed sign was located on Hartford Avenue adjacent to theWilder Park and Ride. From this location, the sign collected data on southbound travel.

The speed limit for this section of roadway is designated as 30MPH.

During this time, a total of 33068 vehicles had passed the sign. When calculating the average vehicles per day, I excluded the data collected on June 20th, as the speed sign arrived at the above listed location at approximately 5:00 PM. Inasmuch, the collection data was skewed downward.

The traffic volume was consistently above 6000 vehicles per day from June 21st through June 24th with a mean volume of 6599. Volume plummeted on June 25th, and remained low on June 26th when fewer than 5000 vehicles past the sign on each of these calendar days.

Of the total of 33068 vehicles, 20304 were found to be operating at our below the posted speed limit. This accounts for 61.4% of total traffic.

For the purposes of this study, I defined "low risk" operators as those operators operating within ten miles per hour over the posted speed limit. I subdivided those "low risk" operators between those operating between 1-5 mph over the posted speed limit, and those operating between 6-10 mph over the posted speed limit.

There were 9494 "low risk" operators who operated between the speeds of 31-35 MPH and 2760 who operated between 36-40 MPH.

The sum of compliant operators and "low risk" operators was determined to be 32558. This accounts for approximately 98.5% of the total traffic.

Through analysis of the collected data, there is a clear correlation between the time of day (dependent variable) and the number of vehicles/ speed of vehicles (independent variables). The number of medium or high risk operators clearly spikes at 8:00 AM and plummets after 7:00 PM. This trend corresponds directly to daily commuter traffic.

I have attached the data for further independent review.

ALL TRAFFIC SOLUTIONS

Compliance & Risk Report

Hartford Ave Wilder Park and Ride, SB

Start: 2023-06-20
End: 2023-06-26
Times: 0:00:00-23:59:59

Medium Risk Threshold: Speed Limit + 10
High Risk Threshold: Speed Limit + 20
Speed Range: 1 to 150
Time View: By Hour (Total Volumes)

Time	Speed Limit	Mode					Total Num Vehicles
0:00	30	Dependent Messages	129	40	1	1	171
1:00	30	Dependent Messages	75	26	2	0	103
2:00	30	Dependent Messages	108	30	2	0	140
3:00	30	Dependent Messages	76	25	0	0	101
4:00	30	Dependent Messages	176	57	2	0	235
5:00	30	Dependent Messages	724	195	6	1	926
6:00	30	Dependent Messages	1054	448	14	1	1517
7:00	30	Dependent Messages	1200	704	19	1	1924
8:00	30	Dependent Messages	1319	839	27	0	2185
9:00	30	Dependent Messages	1284	788	25	0	2097
10:00	30	Dependent Messages	1322	840	33	0	2195
11:00	30	Dependent Messages	1241	872	35	2	2150
12:00	30	Dependent Messages	1231	906	27	1	2165
13:00	30	Dependent Messages	1259	863	44	1	2167
14:00	30	Dependent Messages	1189	831	38	1	2059
15:00	30	Dependent Messages	1237	791	37	1	2066
16:00	30	Dependent Messages	1143	963	41	0	2147
17:00	30	Dependent Messages	1184	909	40	1	2134
18:00	30	Dependent Messages	1136	714	36	1	1887
19:00	30	Dependent Messages	972	615	21	2	1610
20:00	30	Dependent Messages	843	372	11	1	1227
21:00	30	Dependent Messages	622	220	6	0	848
22:00	30	Dependent Messages	505	131	7	0	643
23:00	30	Dependent Messages	275	75	8	1	359
Total							33056

Generated by Dan Solomita on 07-18-2023

ALL TRAFFIC SOLUTIONS

Compliance & Risk Report

Hartford Ave Wilder Park and Ride, SB

Start: 2023-06-20
End: 2023-06-26
Times: 0:00:00-23:59:59

Medium Risk Threshold: Speed Limit + 10
High Risk Threshold: Speed Limit + 20
Speed Range: 1 to 150
Time View: By Hour (Total Volumes)

Compliance % by Hour (Totals)

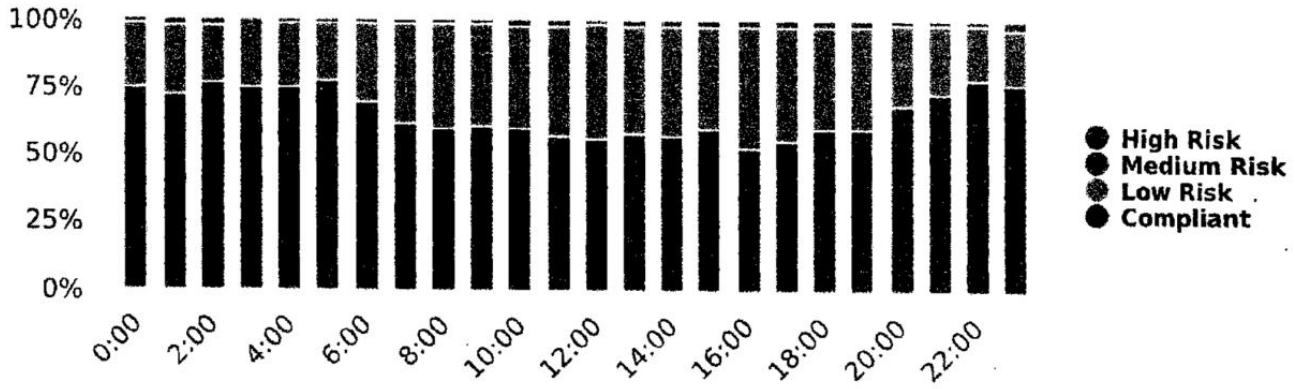

Compliance by Hour (Totals)

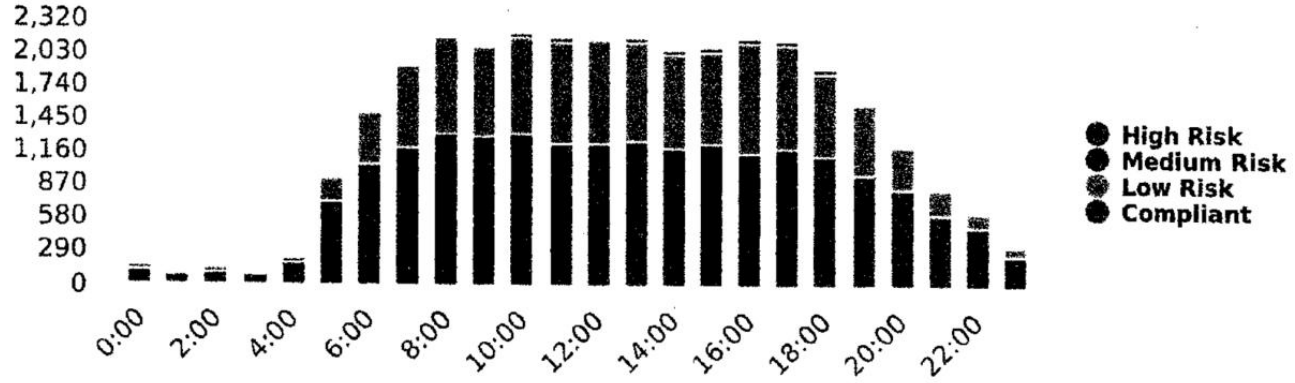

Speeds

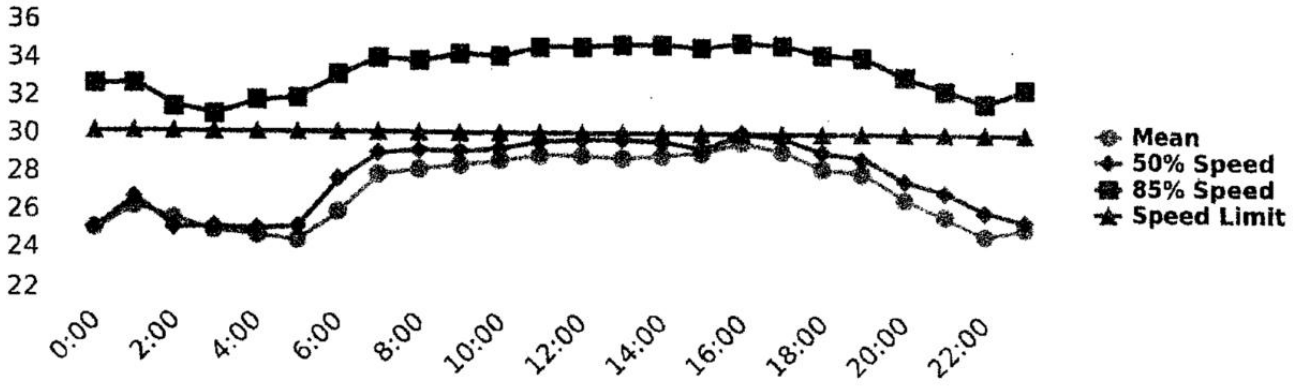

Generated by Dan Solomita on 07-18-2023

June 26th – July 2nd 2023, Hartford Avenue at Knight's Funeral Home (Northbound Traffic)

From the dates of June 26 th through July 2nd , the speed sign was located on Hartford Avenue adjacent to Knight's Funeral Home. From this location, the sign collected data on northbound travel.

The speed limit for this section of roadway is designated as 30MPH.

During this time, a total of 20291 vehicles had passed the sign. It is worth noting that this value represents an appreciative drop in traffic volume when compared to the southbound traffic volume that was collected during the previous week. It is not prudent for me to speculate on the reason for the disparity between north and southbound traffic volume, however further analysis could identify a cause for this discrepancy.

It should be noted that I discounted both June 26th, and July 2nd when analyzing the average traffic volume as the sign was moved during these days and therefore the data collected is not representative of the normal number of vehicles traveling past the designated location.

From June 27th through July 1st the number of vehicles per day ranged from a high of 3990 on June 30th, and a low of 3102 on July 1st. The mean number of vehicles that passed the sign per day was approximately 3728.

Out of the total number of vehicles (20291), 9820 were found to have been operated at or below the posted speed limit. This accounts for approximately 43% of the total number of operators. However, there were 10118 operator's who operated within the boundaries of the "low risk" threshold explained above. Of these 7728 operated between the speeds of 31 and 35 mph and 2390 operated between the speeds of 36 and 40 mph respectively.

When adding the number of low risk operators to the number of compliant operators, the sum of 19938 accounts for approximately 98% of total operators.

Of the 348 operators that were deemed medium or high risk, there is a similar correlation between time of day and speed consistent with southbound traffic.

I have attached the data collected for further independent review.

ALL TRAFFIC SOLUTIONS

Compliance & Risk Report

Hartford Ave @ Knights Funeral Home, NB

Start: 2023-06-26
End: 2023-07-02
Times: 0:00:00-23:59:59

Medium Risk Threshold: Speed Limit + 10
High Risk Threshold: Speed Limit + 20
Speed Range: 1 to 150
Time View: By Hour (Total Volumes)

Time	Speed Limit	Mode					Total Num Vehicles
0:00	30	Dependent Messages	79	53	6	0	138
1:00	30	Dependent Messages	54	27	2	0	83
2:00	30	Dependent Messages	34	12	1	0	47
3:00	30	Dependent Messages	54	27	1	0	82
4:00	30	Dependent Messages	39	36	1	0	76
5:00	30	Dependent Messages	93	78	4	0	175
6:00	30	Dependent Messages	195	257	11	1	464
7:00	30	Dependent Messages	369	425	12	0	806
8:00	30	Dependent Messages	541	582	15	0	1138
9:00	30	Dependent Messages	597	595	26	0	1218
10:00	30	Dependent Messages	658	712	26	0	1396
11:00	30	Dependent Messages	651	822	35	0	1508
12:00	30	Dependent Messages	740	815	22	2	1579
13:00	30	Dependent Messages	698	800	26	1	1525
14:00	30	Dependent Messages	677	765	34	0	1476
15:00	30	Dependent Messages	760	694	21	0	1475
16:00	30	Dependent Messages	881	750	22	0	1653
17:00	30	Dependent Messages	709	652	18	0	1379
18:00	30	Dependent Messages	512	653	29	0	1194
19:00	30	Dependent Messages	356	517	12	1	886
20:00	30	Dependent Messages	375	387	15	0	777
21:00	30	Dependent Messages	341	235	4	0	580
22:00	30	Dependent Messages	240	146	3	0	389
23:00	30	Dependent Messages	167	78	2	0	247
Total							20291

Generated by Dan Solomita on 07-18-2023

ALL TRAFFIC SOLUTIONS

Compliance & Risk Report

Hartford Ave @ Knights Funeral Home, NB

Start: 2023-06-26
End: 2023-07-02
Times: 0:00:00-23:59:59

Medium Risk Threshold: Speed Limit + 10
High Risk Threshold: Speed Limit + 20
Speed Range: 1 to 150
Time View: By Hour (Total Volumes)

Compliance % by Hour (Totals)

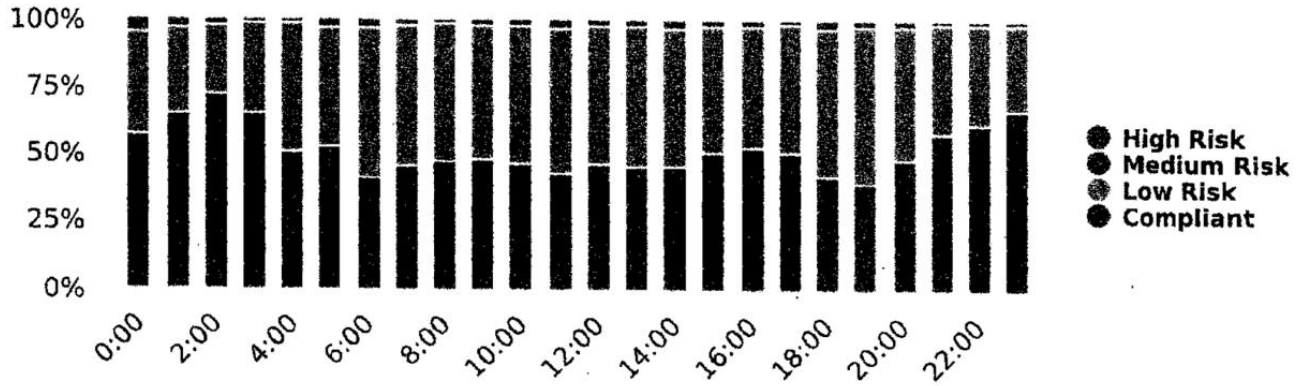

Compliance by Hour (Totals)

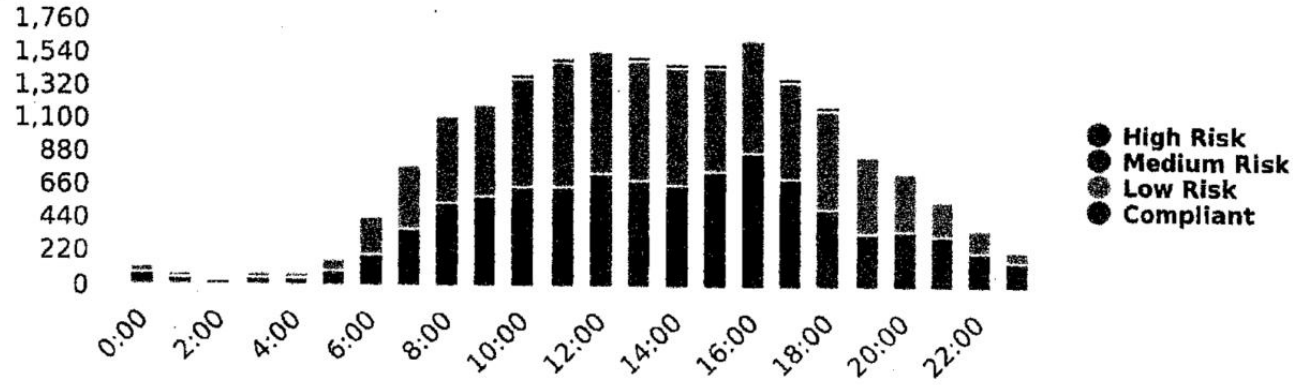

Speeds

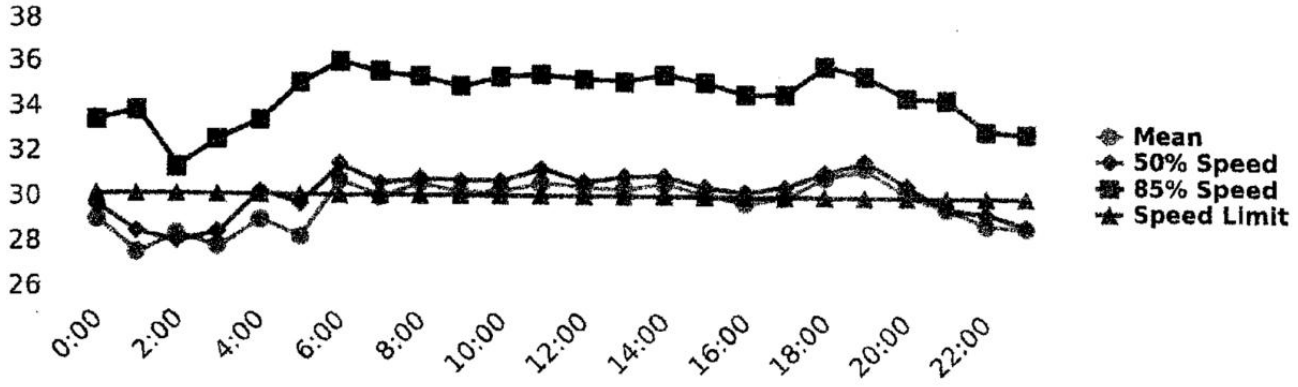

Generated by Dan Solomita on 07-18-2023

July 3rd until July 9th, Hartford Avenue just north of Depot Street (Northbound Traffic)

This section of Hartford Avenue was identified by residents as being particularly troublesome. The road is noticeably more narrow than other parts of Hartford Avenue as there is no useable shoulder on either side of the road. Furthermore, the homes themselves (many of which were constructed during the 19th century) sit disproportionately close to the travel lanes.

The speed limit is currently 30 mph.

It should be noted that this week of analysis corresponded with the Independence Day Holiday. I noticed that the total number of vehicles that had past the sign was only 18972 and this low number of vehicles may be correlated with the holiday.

The total number of vehicles per day ranged from a low of 1878 on July 9th, to a high of 3408 on July 5th. It should be noted that I excluded July 4th as the sign was moved for several hours to assist with operations at the annual Hartford Town Fireworks display.

Excluding the July 4th holiday, the mean number of vehicles that passed the sign per day was 2861.

Of the 18972 total vehicles accounted for, 14428 were found to have operated at or below the posted speed limit. This accounts for 76% of the total number of vehicles.

Additionally, 4501 vehicles were found to have been operated within the "low risk" category described above.

When the low risk operators is summed with the total number of compliant operators, 18929 operators were found to have either operated within the bounds of the posted speed limit, or within 10 mph thereof. This accounts for a total of 99.77 % of operators.

There were only 43 operators who operated between 10-20 mph over the posted speed limit and there were 0 operators who had operated in excess of 50 mph.

I have attached the data collected for further independent review.

ALL TRAFFIC SOLUTIONS

Compliance & Risk Report

Hartford Ave at Datamann, SB

Start: 2023-07-09
End: 2023-07-15
Times: 0:00:00-23:59:59

Medium Risk Threshold: Speed Limit + 10
High Risk Threshold: Speed Limit + 20
Speed Range: 1 to 150
Time View: By Hour (Total Volumes)

Time	Speed Limit	Mode					Total Num Vehicles
0:00	30	Dependent Messages	58	26	2	0	86
1:00	30	Dependent Messages	34	16	0	0	50
2:00	30	Dependent Messages	44	12	0	0	56
3:00	30	Dependent Messages	45	3	0	0	48
4:00	30	Dependent Messages	52	10	0	0	62
5:00	30	Dependent Messages	187	69	6	2	264
6:00	30	Dependent Messages	229	142	8	1	380
7:00	30	Dependent Messages	527	213	3	1	744
8:00	30	Dependent Messages	628	333	23	1	985
9:00	30	Dependent Messages	637	344	36	0	1017
10:00	30	Dependent Messages	690	400	30	0	1120
11:00	30	Dependent Messages	674	442	33	0	1149
12:00	30	Dependent Messages	724	372	39	2	1137
13:00	30	Dependent Messages	693	451	36	2	1182
14:00	30	Dependent Messages	547	459	44	2	1052
15:00	30	Dependent Messages	588	534	70	0	1192
16:00	30	Dependent Messages	641	556	68	2	1267
17:00	30, 35	Dependent Messages	594	429	43	0	1066
18:00	30, 35	Dependent Messages	486	311	44	0	841
19:00	30, 35	Dependent Messages	364	250	35	0	649
20:00	30, 35	Dependent Messages	304	117	10	0	431
21:00	30, 35	Dependent Messages	234	91	8	0	333
22:00	30, 35	Dependent Messages	159	54	12	0	225
23:00	30, 35	Dependent Messages	107	57	7	1	172
Total							15508

Generated by Dan Solomita on 07-18-2023

ALL TRAFFIC SOLUTIONS

Compliance & Risk Report

Hartford Ave at Datamann, SB

Start: 2023-07-09
End: 2023-07-15
Times: 0:00:00-23:59:59

Medium Risk Threshold: Speed Limit + 10
High Risk Threshold: Speed Limit + 20
Speed Range: 1 to 150
Time View: By Hour (Total Volumes)

Compliance % by Hour (Totals)

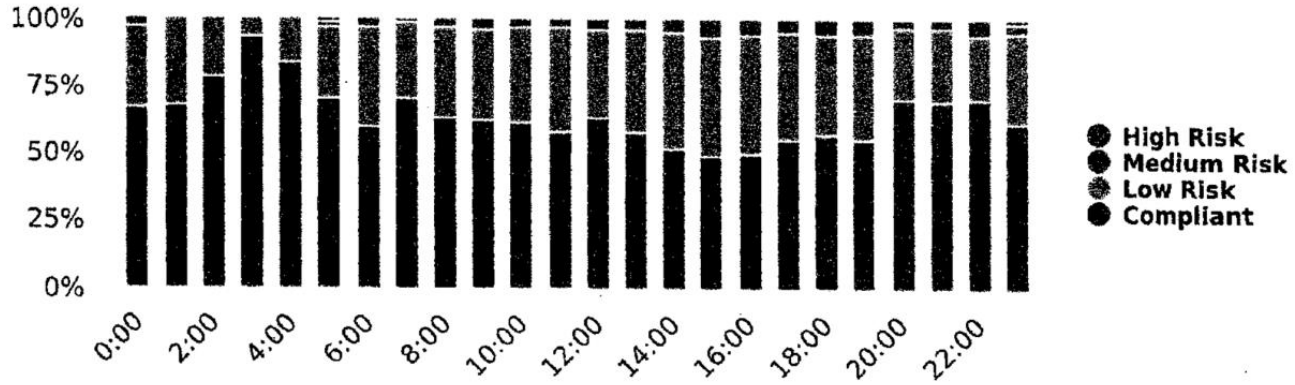

Compliance by Hour (Totals)

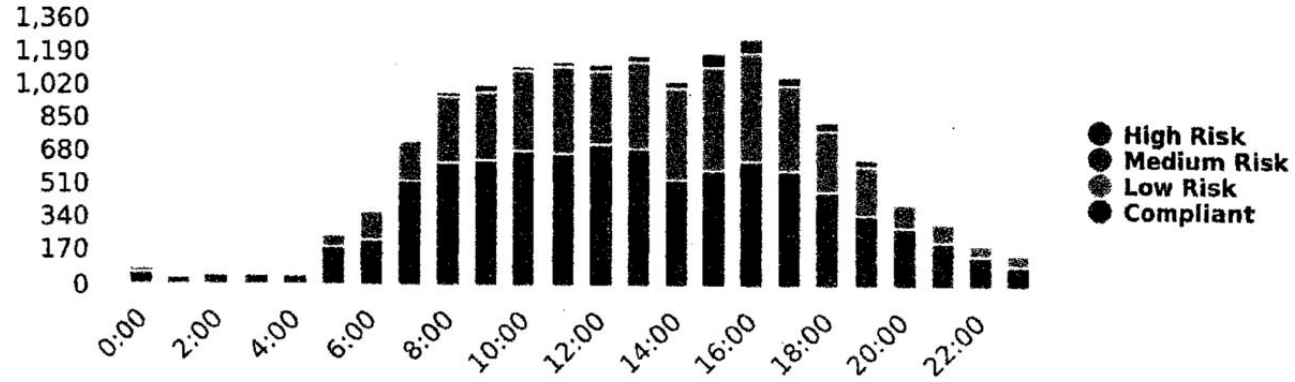

Speeds

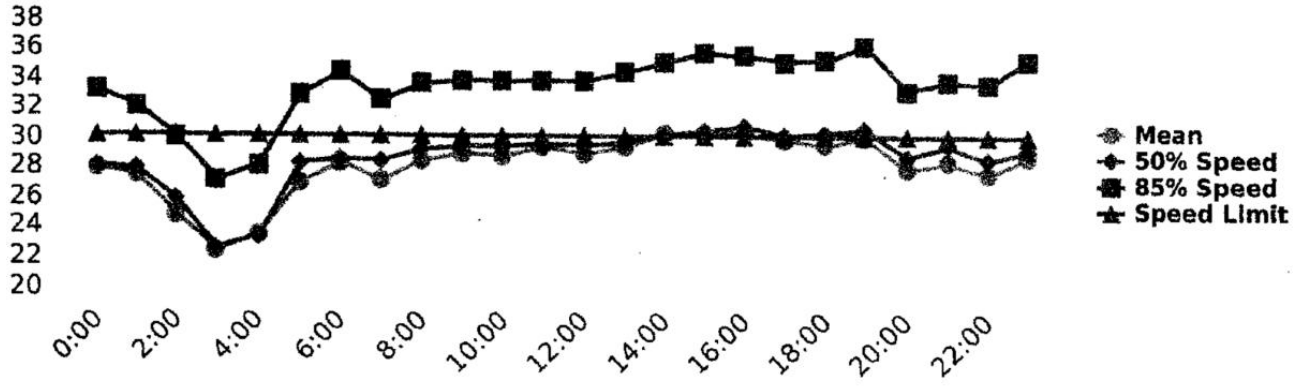

Generated by Dan Solomita on 07-18-2023

July 9th until July 15th, Hartford Avenue adjacent to 1994 Hartford Avenue (Southbound)

This location corresponded with the above listed location. The narrow road design as well as the location of the homes was consistent with Hartford Ave and Depot Street.

The speed limit is currently 30 mph.

It should be noted that this sign was moved one day prior to when it was scheduled to be moved as it had created accessibility problems for the neighboring Advanced Transit Bus Stop.

During the time when the speed sign was situated at the above listed location, the total number of vehicles that had driven past the sign was 15508.

The daily number of vehicles ranged from a low on July 15th of 2199 to a high of 2813 on July 11th. The mean number of vehicles that passed the sign per day was 2611.

Of this 15508 total number of vehicles, 9246 were operated at or below the posted speed limit. This accounts for approximately 60% of the total number of vehicles.

When the low risk operators is summed with the total number of compliant operators, 14937 operators were found to have either operated within the bounds of the posted speed limit, or within 10 mph thereof. This number represents approximately 96% of the total volume of vehicles.

A concerningly and disproportionate 557 operators were determined to have operated in the "medium risk" category which is between 10-20 mph over the posted speed limit. This accounts for approximately 3.6% of the total number of operators. Finally, there were 14 operators that were deemed high risk as they operated in excess of 50 mph.

The correlation between the time of day and speeding vehicles is consistent with the data described in the above-listed locations.

I have attached the data collected for further independent review.

ALL TRAFFIC SOLUTIONS

Compliance & Risk Report

Hartford Ave and Depot STreet, NB

Start: 2023-07-03
End: 2023-07-09
Times: 0:00:00-23:59:59

Medium Risk Threshold: Speed Limit + 10
High Risk Threshold: Speed Limit + 20
Speed Range: 1 to 150
Time View: By Hour (Total Volumes)

Time	Speed Limit	Mode					Total Num Vehicles
0:00	30	Dependent Messages	71	23	1	0	95
1:00	30	Dependent Messages	33	12	0	0	45
2:00	30	Dependent Messages	22	9	0	0	31
3:00	30	Dependent Messages	29	7	0	0	36
4:00	30	Dependent Messages	49	15	0	0	64
5:00	30	Dependent Messages	124	59	4	0	187
6:00	30	Dependent Messages	255	132	2	0	389
7:00	30	Dependent Messages	520	182	4	0	706
8:00	30	Dependent Messages	802	295	1	0	1098
9:00	30	Dependent Messages	859	268	1	0	1128
10:00	30	Dependent Messages	1035	303	2	0	1340
11:00	30	Dependent Messages	1106	357	2	0	1465
12:00	30	Dependent Messages	1155	394	6	0	1555
13:00	30	Dependent Messages	1129	311	5	0	1445
14:00	30	Dependent Messages	1126	362	0	0	1488
15:00	30	Dependent Messages	1174	353	4	0	1531
16:00	30	Dependent Messages	1252	327	3	0	1582
17:00	30	Dependent Messages	1198	349	0	0	1547
18:00	30	Dependent Messages	720	246	1	0	967
19:00	30	Dependent Messages	624	197	0	0	821
20:00	30	Dependent Messages	466	103	2	0	571
21:00	30	Dependent Messages	350	90	3	0	443
22:00	30	Dependent Messages	195	63	2	0	260
23:00	30	Dependent Messages	134	44	0	0	178
Total							18972

Generated by Dan Solomita on 07-18-2023

ALL TRAFFIC SOLUTIONS

Compliance & Risk Report

Hartford Ave and Depot STreet, NB

Start: 2023-07-03
End: 2023-07-09
Times: 0:00:00-23:59:59

Medium Risk Threshold: Speed Limit + 10
High Risk Threshold: Speed Limit + 20
Speed Range: 1 to 150
Time View: By Hour (Total Volumes)

Compliance % by Hour (Totals)

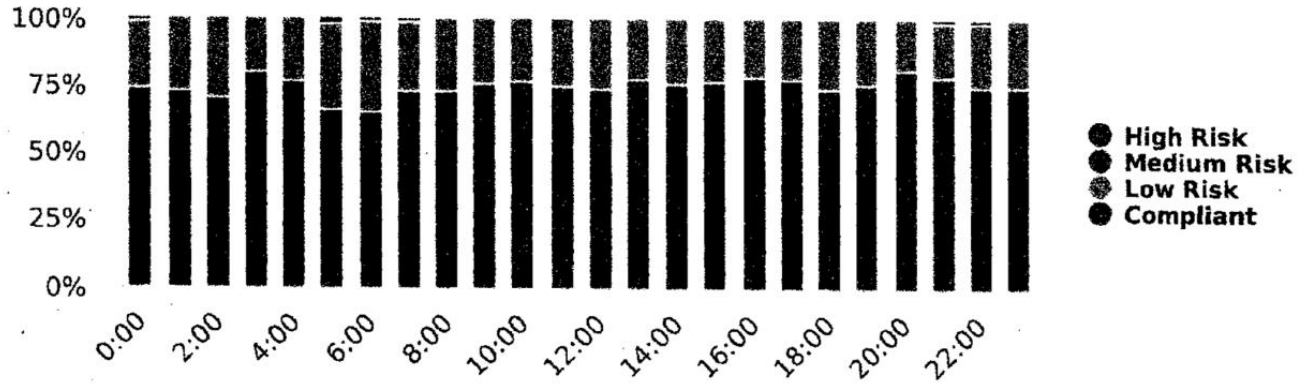

Compliance by Hour (Totals)

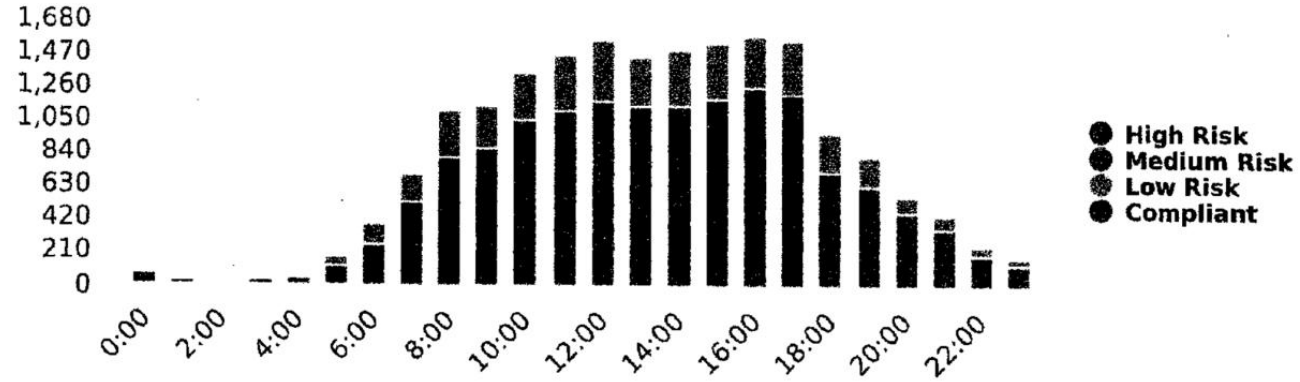

Speeds

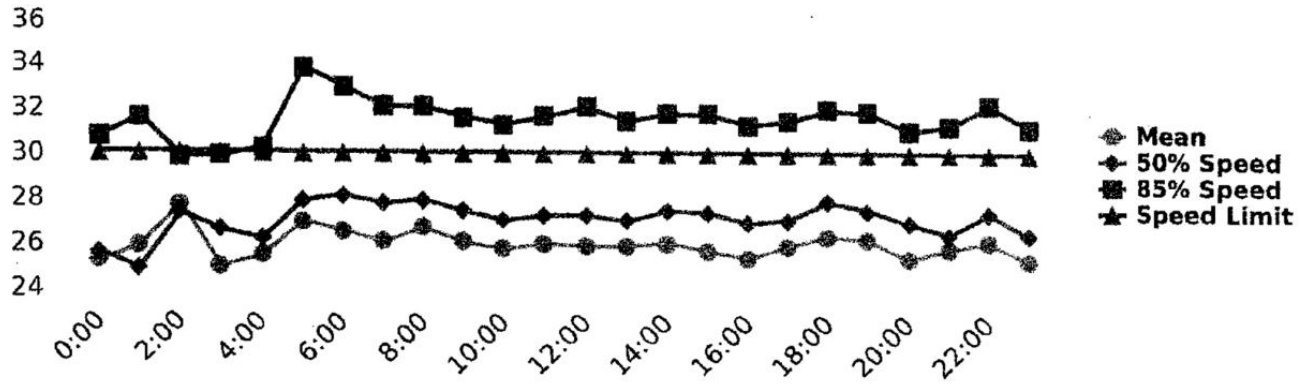

Generated by Dan Solomita on 07-18-2023

Conclusion

Throughout the course of this study, the speeds of 87827 vehicles were calculated and logged using our speed sign.

Of this total 53798 operators complied with the posted speed limit of 30 mph. This accounts for a total of approximately 61% of the total operators. There was a total of 32564 operators that had operated within 10 miles of the posted speed limit and were therefore deemed "low risk." Low risk operators accounted for a total of 37% of total traffic.

1430 operated in a manner deemed to be "medium risk." These operators drove in excess of the posted speed limit by between 11-20 mph. This accounts for approximately 1.6% of total traffic. And finally, there were 35 operators that had driven in excess of 50 mph.

There was a direct correlation between time of day and high traffic volume. Specifically, between the hours of 8:00 AM and 7:00 PM is when the highest traffic volume and the highest number of speeding vehicles were calculated.

Future enforcement efforts should specifically take place during commuter hours and should accelerate with the onset of the school year.

TRORC
Two Rivers-Ottauquechee
REGIONAL COMMISSION

August 22, 2023

Bryan Gazda, DPW Director
Town of Hartford
173 Airport Rd
White River Junction, VT 05001

Subject: US5 (Wilder and Tafts Flats) Speed Study Analysis 2023

Dear Bryan:

The Two Rivers-Ottauquechee Regional Commission completed a series of traffic speed studies on US Route 5 (one located along Tafts Flats and one in Wilder by Ravenswood Terrace) as per the request of the Town of Hartford's DPW. These studies were completed between July 27 and August 9, 2023 (14 days total). For unexplained reasons, the traffic counter in Wilder only captured traffic data up to Thursday August 3, 2023 until 8pm, then stopped recording. A map of the speed study locations and raw data of these counts are attached. The results are summarized below. Automated traffic count recorders were used to perform this count, which included measuring traffic volume, direction of travel, time of vehicle passing over the tubes, and speed.

Traffic Volumes

Average daily traffic in Table 1 represents the average number of vehicle trips at each location during the study period. Average weekday figures include traffic volumes during Monday through Friday. Average weekend traffic includes only Saturday and Sundays during the study period. For comparison purposes, an ADT less than 400 vehicles a day is considered a low volume road.

Table 1 – Hartford Traffic Volume Study 2023

Site No.	Location	Dates	Surface Type	Average Daily
1	US5 – Tafts Flats (by Saunders Ave)	July 27 – August 9, 2023	Paved	7,359
2	US5 – Wilder (by Ravenswood Terrace)	July 27 – August 3, 2023	Paved	4,672

Traffic Speeds

Traffic speed is presented in Table 2 as the 85th percentile speed, which represents the measured speed at a specified location which 85 percent of all motorist travel. The 85th

percentile speed is typically used by traffic engineers as the basis for setting the posted speed limit, although other factors – such as the number of driveways and density of development – should also be considered.

Table 2 – Hartford Traffic Speed Study 2023

Site No.	Location	Dates	Surface Type	85th Percentile		Speed Limit
				Northbound	Southbound	
1	US5 – Tafts Flats (by Saunders Ave)	July 27 – August 9, 2023	Paved	44	34	30
2	US5 – Wilder (by Ravenswood Terrace)	July 27 – August 3, 2023	Paved	**Northbound**	**Southbound**	30
				32	36	

Both traffic study locations on US5 seem to indicate that 85% of vehicles traveling on this road are going at or slightly above the speed limit (aside from heading northbound on US5 by Tafts Flats). There does not seem to be indication of excessive speeding. Also note the study was conducted in the summer and not with school in session.

Please call me if you have any questions.

Sincerely,

Rita Seto, AICP
Senior Planner

cc: Peter Gregory, TRORC Executive Director
Lori Hirshfield, Hartford Planning and Zoning Director
Matt Osborn, Hartford Town Planner
Gregory Sheldon, Hartford Police Chief
Chris Bump, VTrans District 4
Ian Degutis, Vtrans Traffic Operations

TWO RIVERS-OTTAUQUECHEE REGIONAL COMMISSION

128 King Farm Road
Woodstock, VT 05091
(802) 457-3188

Site Code: Town of Hartford
Station ID: US5
Location 1: Tafts Flats by Blodgett's Supply
Location 2:
Latitude: 0.000000
Longitude: 0.000000
Direction: Southbound

File Name: untitled_0
Date Printed: 8/16/2023
Start Date: 7/27/2023
End Date: 8/9/2023
GPS Accuracy: 0 ft
Location Verified: No

7/27/2023 Time	0 - 15 MPH	> 15 - 20 MPH	> 20 - 25 MPH	> 25 - 30 MPH	> 30 - 35 MPH	> 35 - 40 MPH	> 40 - 45 MPH	> 45 - 50 MPH	> 50 - 55 MPH	> 55 - 60 MPH	> 60 - 65 MPH	> 65 - 70 MPH	> 70 MPH	Total
12:00 AM	0	0	1	5	4	0	0	0	0	0	0	0	0	10
1:00	0	1	1	2	1	1	0	0	0	0	0	0	0	6
2:00	0	0	0	2	1	0	0	0	0	0	0	0	0	3
3:00	0	1	2	1	5	2	0	0	0	0	0	0	0	11
4:00	0	0	0	2	8	3	0	0	0	0	0	0	0	13
5:00	0	1	6	16	21	5	0	0	0	0	0	0	0	49
6:00	2	2	3	56	54	10	0	0	0	0	0	0	0	127
7:00	0	10	34	121	76	12	0	0	0	0	0	0	0	253
8:00	0	7	51	176	102	7	3	0	0	0	0	0	0	346
9:00	4	12	35	115	102	17	0	0	0	0	0	0	0	285
10:00	3	9	49	162	66	8	2	0	0	0	0	0	0	299
11:00	2	9	46	158	103	13	0	0	0	0	0	0	0	331
12:00 PM	6	11	54	141	90	23	1	0	0	0	0	0	0	326
1:00	9	10	33	131	94	30	11	3	3	1	0	0	0	325
2:00	2	5	35	97	101	35	10	5	0	0	1	0	0	291
3:00	5	6	38	146	121	18	0	0	0	0	1	0	0	335
4:00	5	6	39	182	98	15	1	0	1	0	0	0	0	347
5:00	0	3	15	131	87	23	4	0	0	0	0	0	0	263
6:00	0	3	11	92	81	20	2	0	0	0	0	0	0	209
7:00	0	2	9	81	52	10	0	0	1	0	0	0	0	155
8:00	1	4	13	45	39	8	1	0	0	0	0	0	0	111
9:00	0	0	4	27	22	6	0	0	0	0	0	0	0	59
10:00	0	0	4	14	5	2	0	0	0	0	0	0	0	25
11:00	0	0	3	16	7	5	0	0	0	0	0	0	0	31
Total	39	102	486	1919	1340	273	35	8	5	1	2	0	0	4210

TWO RIVERS-OTTAUQUECHEE REGIONAL COMMISSION
128 King Farm Road
Woodstock, VT 05091
(802) 457-3188

Site Code: Town of Hartford
Station ID: US5
Location 1: Tafts Flats by Blodgett's Supply
Location 2:
Latitude: 0.000000
Longitude: 0.000000
Direction: Southbound

File Name: untitled_0
Date Printed: 8/16/2023
Start Date: 7/27/2023
End Date: 8/9/2023
GPS Accuracy: 0 ft
Location Verified: No

7/28/2023 Time	0 - 15 MPH	> 15 - 20 MPH	> 20 - 25 MPH	> 25 - 30 MPH	> 30 - 35 MPH	> 35 - 40 MPH	> 40 - 45 MPH	> 45 - 50 MPH	> 50 - 55 MPH	> 55 - 60 MPH	> 60 - 65 MPH	> 65 - 70 MPH	> 70 MPH	Total
12:00 AM	0	0	0	5	2	0	0	0	0	0	0	0	0	7
1:00	0	0	0	2	5	0	0	0	0	0	0	0	0	7
2:00	0	0	2	2	2	0	0	0	0	0	0	0	0	6
3:00	0	3	0	7	4	0	1	0	0	0	0	0	0	15
4:00	0	0	1	5	3	1	0	0	0	0	0	0	0	10
5:00	0	3	7	20	19	4	0	0	0	0	0	0	0	53
6:00	0	4	9	52	51	14	1	0	0	0	0	0	0	131
7:00	1	7	12	108	99	6	3	0	0	0	0	0	0	236
8:00	1	8	34	148	84	8	1	0	0	0	0	0	0	284
9:00	4	8	36	156	130	15	0	0	0	0	0	0	0	349
10:00	7	11	37	136	105	21	0	1	0	0	0	0	1	319
11:00	4	9	38	146	93	14	3	0	0	0	0	0	1	308
12:00 PM	10	8	38	138	124	19	1	0	0	0	0	0	0	338
1:00	2	19	70	161	91	13	1	0	0	0	0	0	0	357
2:00	2	5	30	125	139	16	2	0	0	0	0	0	1	320
3:00	3	7	27	135	114	14	3	0	0	0	0	0	0	303
4:00	7	3	26	101	133	35	3	0	0	0	0	0	0	308
5:00	7	2	16	88	153	31	5	0	0	0	0	0	0	302
6:00	2	1	10	56	117	30	2	0	0	0	0	0	0	218
7:00	2	5	15	77	67	14	0	0	0	0	0	0	0	180
8:00	0	2	11	29	33	4	0	0	0	0	0	0	0	79
9:00	0	1	5	32	28	4	0	0	0	0	0	0	0	70
10:00	0	1	2	14	15	1	1	1	0	0	0	0	0	35
11:00	0	0	2	19	8	1	0	0	0	0	0	0	0	30
Total	52	107	428	1762	1619	265	27	2	0	0	0	0	3	4265

TWO RIVERS-OTTAUQUECHEE REGIONAL COMMISSION
128 King Farm Road
Woodstock, VT 05091
(802) 457-3188

Site Code: Town of Hartford
Station ID: US5
Location 1: Tafts Flats by Blodgett's Supply
Location 2:
Latitude: 0.000000
Longitude: 0.000000
Direction: Southbound

File Name: untitled_0
Date Printed: 8/16/2023
Start Date: 7/27/2023
End Date: 8/9/2023
GPS Accuracy: 0 ft
Location Verified: No

7/29/2023 Time	0 - 15 MPH	> 15 - 20 MPH	> 20 - 25 MPH	> 25 - 30 MPH	> 30 - 35 MPH	> 35 - 40 MPH	> 40 - 45 MPH	> 45 - 50 MPH	> 50 - 55 MPH	> 55 - 60 MPH	> 60 - 65 MPH	> 65 - 70 MPH	> 70 MPH	Total
12:00 AM	0	0	0	7	6	1	0	0	0	0	0	0	0	14
1:00	0	1	0	3	4	2	0	1	0	0	0	0	0	11
2:00	0	0	0	1	3	0	0	0	0	0	0	0	0	4
3:00	0	1	2	3	0	1	0	0	0	0	0	0	0	7
4:00	0	0	1	2	1	2	1	0	0	0	0	0	0	7
5:00	0	0	3	6	7	5	0	0	0	0	0	0	0	21
6:00	0	2	5	16	14	3	1	0	0	0	0	0	0	41
7:00	0	2	8	29	33	10	5	0	0	0	0	0	0	87
8:00	1	3	12	60	88	16	0	0	0	0	0	0	0	180
9:00	3	4	15	94	115	37	3	0	0	0	0	0	0	271
10:00	1	3	20	123	175	30	2	0	0	0	0	0	0	354
11:00	2	4	34	141	165	30	2	0	0	0	0	0	0	378
12:00 PM	3	8	30	119	118	32	1	0	0	0	0	0	0	311
1:00	0	2	25	89	123	27	4	0	0	0	0	0	0	270
2:00	0	1	12	80	122	28	2	0	0	0	0	0	0	245
3:00	1	4	13	72	120	32	1	0	0	0	0	0	0	243
4:00	0	3	40	87	29	3	2	1	0	0	0	0	0	165
5:00	0	2	9	30	55	52	18	3	1	0	0	0	0	170
6:00	0	1	6	12	64	43	15	5	0	0	0	0	0	146
7:00	1	2	6	14	52	38	17	3	0	0	0	0	0	133
8:00	0	1	4	23	24	7	3	0	0	0	0	0	0	62
9:00	0	0	5	20	21	5	1	0	0	0	0	0	0	52
10:00	0	0	2	10	14	3	0	1	0	0	0	0	0	30
11:00	0	0	0	8	7	3	1	0	0	0	0	0	0	19
Total	12	44	252	1049	1360	410	79	14	1	0	0	0	0	3221

TWO RIVERS-OTTAUQUECHEE REGIONAL COMMISSION
128 King Farm Road
Woodstock, VT 05091
(802) 457-3188

Site Code: Town of Hartford
Station ID: US5
Location 1: Tafts Flats by Blodgett's Supply
Location 2:
Latitude: 0.000000
Longitude: 0.000000
Direction: Southbound

File Name: untitled_0
Date Printed: 8/16/2023
Start Date: 7/27/2023
End Date: 8/9/2023
GPS Accuracy: 0 ft
Location Verified: No

7/30/2023 Time	0 - 15 MPH	> 15 - 20 MPH	> 20 - 25 MPH	> 25 - 30 MPH	> 30 - 35 MPH	> 35 - 40 MPH	> 40 - 45 MPH	> 45 - 50 MPH	> 50 - 55 MPH	> 55 - 60 MPH	> 60 - 65 MPH	> 65 - 70 MPH	> 70 MPH	Total
12:00 AM	0	0	1	4	10	4	0	0	0	0	0	0	0	19
1:00	0	0	1	4	2	0	0	0	0	0	0	0	0	7
2:00	0	0	1	1	2	0	0	0	0	0	0	0	0	4
3:00	0	1	1	3	0	1	0	0	0	0	0	0	0	6
4:00	0	0	1	0	2	0	0	0	0	0	0	0	0	3
5:00	0	0	2	2	9	3	0	0	0	0	0	0	0	16
6:00	0	1	1	9	10	4	0	0	0	0	0	0	0	25
7:00	1	1	4	23	42	11	3	0	0	0	0	0	0	85
8:00	1	2	9	30	63	20	4	0	0	0	0	0	0	129
9:00	1	9	21	51	70	25	3	0	0	0	0	0	0	180
10:00	1	13	23	104	41	6	0	0	0	0	0	0	0	188
11:00	3	7	33	97	63	11	2	0	0	0	0	0	0	216
12:00 PM	2	6	44	123	67	16	2	1	0	0	0	0	0	261
1:00	1	5	14	77	97	22	2	0	0	0	0	0	0	218
2:00	3	1	12	65	89	27	2	0	0	0	0	0	0	199
3:00	1	0	9	72	108	21	3	0	0	0	0	0	0	214
4:00	2	6	7	64	83	24	1	0	0	0	0	0	0	187
5:00	1	0	10	57	83	18	3	0	0	0	0	0	0	172
6:00	0	1	6	43	79	17	1	0	0	0	0	0	0	147
7:00	0	0	5	40	57	11	0	0	0	0	0	0	0	113
8:00	0	1	5	36	27	8	0	0	0	0	0	0	0	77
9:00	0	1	5	24	17	4	1	0	0	0	0	0	0	52
10:00	0	0	2	15	8	3	0	0	0	0	0	0	0	28
11:00	0	0	3	8	6	2	0	0	0	0	0	0	0	19
Total	17	55	220	952	1035	258	27	1	0	0	0	0	0	2565

TWO RIVERS-OTTAUQUECHEE REGIONAL COMMISSION

128 King Farm Road
Woodstock, VT 05091
(802) 457-3188

Site Code: Town of Hartford
Station ID: US5
Location 1: Tafts Flats by Blodgett's Supply
Location 2:
Latitude: 0.000000
Longitude: 0.000000
Direction: Southbound

File Name: untitled_0
Date Printed: 8/16/2023
Start Date: 7/27/2023
End Date: 8/9/2023
GPS Accuracy: 0 ft
Location Verified: No

7/31/2023 Time	0 - 15 MPH	> 15 - 20 MPH	> 20 - 25 MPH	> 25 - 30 MPH	> 30 - 35 MPH	> 35 - 40 MPH	> 40 - 45 MPH	> 45 - 50 MPH	> 50 - 55 MPH	> 55 - 60 MPH	> 60 - 65 MPH	> 65 - 70 MPH	> 70 MPH	Total
12:00 AM	0	0	1	3	8	0	0	0	0	0	0	0	0	12
1:00	0	1	1	0	6	0	0	0	0	0	0	0	0	8
2:00	0	0	0	0	0	1	0	0	0	0	0	0	0	1
3:00	0	1	0	2	4	0	0	0	0	0	0	0	0	7
4:00	0	0	1	2	7	2	0	0	0	0	0	0	0	12
5:00	0	2	2	14	24	6	3	0	1	0	0	0	0	52
6:00	0	5	8	28	51	11	3	1	0	0	0	0	0	107
7:00	1	3	14	92	91	16	4	0	0	0	0	0	0	221
8:00	1	4	30	175	126	12	1	0	0	0	0	0	0	349
9:00	0	6	29	136	104	16	2	0	0	0	0	0	0	293
10:00	4	15	37	126	122	16	2	0	0	0	0	0	1	323
11:00	4	10	33	150	106	19	0	0	0	0	0	0	0	322
12:00 PM	8	7	30	138	96	16	1	1	0	0	0	0	0	297
1:00	2	15	54	146	94	16	1	0	0	0	0	0	0	328
2:00	4	10	17	135	107	10	1	0	0	0	0	0	0	284
3:00	1	7	32	136	129	18	1	0	0	0	0	0	0	324
4:00	4	14	47	164	109	12	0	0	0	0	0	0	0	350
5:00	0	4	12	89	138	22	4	0	0	0	0	0	0	269
6:00	1	2	14	60	86	20	2	0	0	0	0	0	0	185
7:00	0	3	8	31	49	9	0	0	0	0	0	0	0	100
8:00	0	0	10	28	34	9	1	0	0	0	0	0	0	82
9:00	0	1	6	27	15	4	0	0	1	0	0	0	0	54
10:00	0	0	2	6	6	4	1	0	0	0	0	0	0	19
11:00	0	0	1	6	8	4	1	0	0	0	0	0	0	20
Total	30	110	389	1694	1520	243	28	2	2	0	0	0	1	4019

TWO RIVERS-OTTAUQUECHEE REGIONAL COMMISSION

128 King Farm Road
Woodstock, VT 05091
(802) 457-3188

Site Code: Town of Hartford
Station ID: US5
Location 1: Tafts Flats by Blodgett's Supply
Location 2:
Latitude: 0.000000
Longitude: 0.000000
Direction: Southbound

File Name: untitled_0
Date Printed: 8/16/2023
Start Date: 7/27/2023
End Date: 8/9/2023
GPS Accuracy: 0 ft
Location Verified: No

8/1/2023 Time	0 - 15 MPH	> 15 - 20 MPH	> 20 - 25 MPH	> 25 - 30 MPH	> 30 - 35 MPH	> 35 - 40 MPH	> 40 - 45 MPH	> 45 - 50 MPH	> 50 - 55 MPH	> 55 - 60 MPH	> 60 - 65 MPH	> 65 - 70 MPH	> 70 MPH	Total
12:00 AM	0	0	0	2	3	0	0	0	0	0	0	0	0	5
1:00	0	1	2	4	2	2	0	0	0	0	0	0	0	11
2:00	0	0	2	1	1	2	0	0	0	0	0	0	0	6
3:00	0	0	1	0	3	1	0	0	0	0	0	0	0	5
4:00	0	2	1	4	2	2	0	0	0	0	0	0	0	11
5:00	0	1	5	21	20	6	0	0	0	0	0	0	0	53
6:00	3	4	7	41	47	17	3	0	0	0	0	0	0	122
7:00	1	8	21	93	108	15	2	0	0	0	0	0	0	248
8:00	3	3	24	165	168	23	1	0	0	0	0	0	0	387
9:00	2	5	13	124	114	26	6	2	0	0	0	0	0	292
10:00	4	6	13	113	124	19	1	0	0	0	0	0	0	280
11:00	1	9	43	145	119	23	2	0	0	0	0	0	0	342
12:00 PM	14	14	40	150	132	20	1	0	0	0	0	0	0	371
1:00	5	8	32	150	109	17	3	1	0	0	0	0	0	325
2:00	3	4	35	134	129	19	0	0	0	0	0	0	0	324
3:00	2	7	46	127	136	17	1	0	0	1	0	0	0	337
4:00	4	5	36	135	112	32	1	1	0	0	0	0	0	326
5:00	3	3	19	117	117	36	4	0	0	0	0	0	0	299
6:00	2	1	8	58	113	19	2	0	0	0	0	0	0	203
7:00	1	3	6	55	57	16	5	0	0	0	0	0	0	143
8:00	0	2	5	33	35	11	3	1	0	0	0	0	0	90
9:00	0	1	6	14	19	2	0	0	0	0	0	0	0	42
10:00	1	0	6	9	6	4	0	1	0	1	0	0	0	28
11:00	0	0	0	1	9	3	1	0	0	0	0	0	0	14
Total	49	87	371	1696	1685	332	36	6	0	2	0	0	0	4264

TWO RIVERS-OTTAUQUECHEE REGIONAL COMMISSION

128 King Farm Road
Woodstock, VT 05091
(802) 457-3188

Site Code: Town of Hartford
Station ID: US5
Location 1: Tafts Flats by Blodgett's Supply
Location 2:
Latitude: 0.000000
Longitude: 0.000000
Direction: Southbound

File Name: untitled_0
Date Printed: 8/16/2023
Start Date: 7/27/2023
End Date: 8/9/2023
GPS Accuracy: 0 ft
Location Verified: No

8/2/2023 Time	0 - 15 MPH	> 15 - 20 MPH	> 20 - 25 MPH	> 25 - 30 MPH	> 30 - 35 MPH	> 35 - 40 MPH	> 40 - 45 MPH	> 45 - 50 MPH	> 50 - 55 MPH	> 55 - 60 MPH	> 60 - 65 MPH	> 65 - 70 MPH	> 70 MPH	Total
12:00 AM	0	0	2	5	1	1	1	0	0	0	0	0	0	10
1:00	0	1	0	2	3	0	0	0	0	0	0	0	0	6
2:00	0	0	0	1	5	1	1	0	0	0	0	0	0	8
3:00	0	0	1	2	4	2	0	0	0	0	0	0	0	9
4:00	0	0	1	5	4	0	0	0	0	0	0	0	0	10
5:00	0	0	8	16	23	11	0	0	0	0	0	0	0	58
6:00	0	8	3	29	46	15	4	0	0	0	0	0	0	105
7:00	1	7	17	86	102	24	2	0	0	0	0	0	0	239
8:00	7	4	26	148	135	25	1	0	0	0	0	0	0	346
9:00	1	6	20	115	144	24	2	0	0	0	0	0	0	312
10:00	1	7	30	112	130	26	0	0	0	0	0	0	0	306
11:00	5	9	42	106	117	33	1	0	0	0	0	0	0	313
12:00 PM	4	7	40	137	127	32	0	0	0	0	0	0	0	347
1:00	4	6	23	137	117	25	1	1	0	0	0	0	0	314
2:00	2	4	26	125	116	16	2	0	0	0	0	0	0	291
3:00	6	7	28	138	136	23	1	0	0	0	1	0	0	340
4:00	7	7	45	147	140	30	1	0	1	0	0	0	1	379
5:00	3	4	14	90	136	40	2	0	0	0	0	0	0	289
6:00	4	2	5	59	116	23	1	0	0	0	0	0	0	210
7:00	4	4	6	42	63	19	2	0	0	0	0	0	0	140
8:00	0	3	2	30	49	8	1	1	0	0	0	0	0	94
9:00	0	1	2	18	21	4	1	0	0	0	0	0	0	47
10:00	0	1	0	11	12	1	0	1	0	0	0	0	0	26
11:00	0	0	0	8	7	4	0	1	0	0	0	0	0	20
Total	49	88	341	1569	1754	387	24	4	1	0	1	0	1	4219

TWO RIVERS-OTTAUQUECHEE REGIONAL COMMISSION

128 King Farm Road
Woodstock, VT 05091
(802) 457-3188

Site Code: Town of Hartford
Station ID: US5
Location 1: Tafts Flats by Blodgett's Supply
Location 2:
Latitude: 0.000000
Longitude: 0.000000
Direction: Southbound

File Name: untitled_0
Date Printed: 8/16/2023
Start Date: 7/27/2023
End Date: 8/9/2023
GPS Accuracy: 0 ft
Location Verified: No

8/3/2023 Time	0 - 15 MPH	> 15 - 20 MPH	> 20 - 25 MPH	> 25 - 30 MPH	> 30 - 35 MPH	> 35 - 40 MPH	> 40 - 45 MPH	> 45 - 50 MPH	> 50 - 55 MPH	> 55 - 60 MPH	> 60 - 65 MPH	> 65 - 70 MPH	> 70 MPH	Total
12:00 AM	0	0	2	5	4	1	0	2	0	0	0	0	0	14
1:00	0	0	1	3	4	1	0	0	0	0	0	0	0	9
2:00	0	0	0	3	1	1	0	0	0	0	0	0	0	5
3:00	0	2	1	4	4	0	1	0	0	0	0	0	0	12
4:00	0	0	0	4	5	1	1	0	0	0	0	0	0	11
5:00	0	1	6	18	18	5	1	0	0	0	0	0	0	49
6:00	0	4	10	39	43	19	1	1	0	0	0	0	0	117
7:00	5	4	17	87	98	20	2	0	0	0	0	0	0	233
8:00	1	12	30	188	115	18	2	0	0	0	0	0	0	366
9:00	0	12	27	109	97	27	2	0	0	0	0	0	0	274
10:00	2	9	31	132	113	13	1	0	0	0	0	0	1	302
11:00	7	9	37	135	102	19	2	0	0	0	0	0	0	311
12:00 PM	0	4	37	147	135	18	1	0	0	0	0	0	0	342
1:00	4	12	42	155	90	12	0	0	0	0	0	0	0	315
2:00	2	6	46	137	106	12	1	0	0	0	0	0	0	310
3:00	7	4	40	145	127	15	1	0	0	0	0	0	0	339
4:00	4	6	40	172	126	16	1	0	0	0	0	0	0	365
5:00	4	4	15	98	126	23	2	0	0	0	0	0	0	272
6:00	2	2	12	65	90	16	3	0	0	0	0	0	0	190
7:00	0	2	14	52	66	12	2	1	0	0	0	0	0	149
8:00	0	2	3	40	26	7	1	1	0	0	0	0	0	80
9:00	0	0	3	21	18	0	0	0	0	0	0	0	0	42
10:00	0	1	1	14	10	2	0	0	0	0	0	0	0	28
11:00	0	1	2	4	8	1	0	0	0	0	0	0	0	16
Total	38	97	417	1777	1532	259	25	5	0	0	0	0	1	4151

TWO RIVERS-OTTAUQUECHEE REGIONAL COMMISSION

128 King Farm Road
Woodstock, VT 05091
(802) 457-3188

Site Code: Town of Hartford
Station ID: US5
Location 1: Tafts Flats by Blodgett's Supply
Location 2:
Latitude: 0.000000
Longitude: 0.000000
Direction: Southbound

File Name: untitled_0
Date Printed: 8/16/2023
Start Date: 7/27/2023
End Date: 8/9/2023
GPS Accuracy: 0 ft
Location Verified: No

8/4/2023 Time	0 - 15 MPH	> 15 - 20 MPH	> 20 - 25 MPH	> 25 - 30 MPH	> 30 - 35 MPH	> 35 - 40 MPH	> 40 - 45 MPH	> 45 - 50 MPH	> 50 - 55 MPH	> 55 - 60 MPH	> 60 - 65 MPH	> 65 - 70 MPH	> 70 MPH	Total
12:00 AM	0	0	0	3	8	2	0	0	0	0	0	0	0	13
1:00	0	0	0	2	4	1	0	0	0	0	0	0	0	7
2:00	0	0	1	4	3	2	0	0	0	0	0	0	0	10
3:00	0	1	1	4	3	4	0	0	0	0	0	0	0	13
4:00	0	0	0	6	8	0	0	0	0	0	0	0	0	14
5:00	2	3	4	20	21	2	0	0	0	0	0	0	0	52
6:00	0	2	5	31	50	13	6	0	0	0	0	0	0	107
7:00	0	3	15	80	89	21	0	0	0	0	0	0	0	208
8:00	2	2	40	165	113	16	4	0	0	0	0	0	0	342
9:00	1	7	39	133	139	26	1	0	0	0	0	0	0	346
10:00	4	2	37	114	97	17	4	1	0	0	0	0	0	276
11:00	3	13	33	143	132	25	1	1	1	0	0	0	0	352
12:00 PM	3	5	43	138	110	25	3	2	0	0	0	0	0	329
1:00	2	12	20	131	106	20	6	0	1	0	0	0	0	298
2:00	0	11	49	150	98	19	1	0	0	0	0	0	0	328
3:00	5	4	17	81	96	47	27	21	9	3	3	1	1	315
4:00	3	4	11	70	162	62	12	1	0	0	0	0	0	325
5:00	2	0	5	12	34	68	64	37	27	12	2	1	2	266
6:00	1	0	0	7	16	38	39	42	17	4	4	2	5	175
7:00	0	0	0	2	11	29	26	15	14	4	1	0	0	102
8:00	0	0	2	5	23	23	12	3	1	0	0	0	0	69
9:00	0	0	0	2	16	17	2	0	0	0	0	0	0	37
10:00	0	0	2	6	8	10	0	0	0	0	0	0	0	26
11:00	0	0	2	7	7	3	1	4	0	0	0	0	0	24
Total	28	69	326	1316	1354	490	209	127	70	23	10	4	8	4034

TWO RIVERS-OTTAUQUECHEE REGIONAL COMMISSION

128 King Farm Road
Woodstock, VT 05091
(802) 457-3188

Site Code: Town of Hartford
Station ID: US5
Location 1: Tafts Flats by Blodgett's Supply
Location 2:
Latitude: 0.000000
Longitude: 0.000000
Direction: Southbound

File Name: untitled_0
Date Printed: 8/16/2023
Start Date: 7/27/2023
End Date: 8/9/2023
GPS Accuracy: 0 ft
Location Verified: No

8/5/2023 Time	0 - 15 MPH	> 15 - 20 MPH	> 20 - 25 MPH	> 25 - 30 MPH	> 30 - 35 MPH	> 35 - 40 MPH	> 40 - 45 MPH	> 45 - 50 MPH	> 50 - 55 MPH	> 55 - 60 MPH	> 60 - 65 MPH	> 65 - 70 MPH	> 70 MPH	Total
12:00 AM	0	0	1	6	2	3	0	0	0	0	0	0	0	12
1:00	0	0	1	3	3	1	0	1	0	0	0	0	0	9
2:00	0	0	0	1	2	0	0	0	0	0	0	0	0	3
3:00	0	1	2	1	2	2	0	1	0	0	0	0	0	9
4:00	0	0	2	0	1	2	1	1	0	0	0	0	0	7
5:00	0	0	1	4	10	9	1	0	0	0	0	0	0	25
6:00	0	2	3	6	26	11	5	0	0	0	0	0	0	53
7:00	0	1	5	9	50	22	5	1	0	0	0	0	0	93
8:00	0	4	17	40	94	21	10	0	0	0	0	0	0	186
9:00	0	1	4	56	146	54	7	0	0	0	0	0	0	268
10:00	0	3	15	83	168	55	6	0	0	0	0	0	0	330
11:00	3	3	11	121	195	62	3	0	0	0	0	0	0	398
12:00 PM	2	2	19	83	144	43	8	1	0	0	0	0	0	302
1:00	2	2	16	80	127	35	3	0	1	0	0	0	0	266
2:00	1	4	17	87	123	30	2	0	0	0	0	0	0	264
3:00	0	1	11	67	116	47	4	1	0	0	0	0	1	248
4:00	3	3	11	40	93	32	7	0	0	0	0	0	0	189
5:00	0	1	9	58	96	29	5	1	0	0	0	0	0	199
6:00	2	7	9	40	97	35	3	1	0	0	0	0	0	194
7:00	2	2	8	31	62	14	3	0	0	0	0	0	0	122
8:00	0	3	4	30	34	8	0	0	0	0	0	0	0	79
9:00	0	1	9	30	25	4	3	0	0	0	0	0	0	72
10:00	0	0	1	8	10	6	2	0	0	0	0	0	0	27
11:00	0	0	3	12	14	1	0	0	0	0	0	0	0	30
Total	15	41	179	896	1640	526	78	8	1	0	0	0	1	3385

TWO RIVERS-OTTAUQUECHEE REGIONAL COMMISSION
128 King Farm Road
Woodstock, VT 05091
(802) 457-3188

Site Code: Town of Hartford
Station ID: US5
Location 1: Tafts Flats by Blodgett's Supply
Location 2:
Latitude: 0.000000
Longitude: 0.000000
Direction: Southbound

File Name: untitled_0
Date Printed: 8/16/2023
Start Date: 7/27/2023
End Date: 8/9/2023
GPS Accuracy: 0 ft
Location Verified: No

8/6/2023 Time	0 - 15 MPH	> 15 - 20 MPH	> 20 - 25 MPH	> 25 - 30 MPH	> 30 - 35 MPH	> 35 - 40 MPH	> 40 - 45 MPH	> 45 - 50 MPH	> 50 - 55 MPH	> 55 - 60 MPH	> 60 - 65 MPH	> 65 - 70 MPH	> 70 MPH	Total
12:00 AM	0	0	3	7	5	3	0	0	1	0	0	0	0	19
1:00	0	0	0	1	3	1	0	0	0	0	0	0	0	5
2:00	0	0	0	1	1	2	0	0	0	0	0	0	0	4
3:00	0	1	1	1	4	1	0	0	0	0	0	0	0	8
4:00	0	0	1	0	3	2	0	0	0	0	0	0	0	6
5:00	0	1	0	5	6	4	0	0	0	0	0	0	0	16
6:00	0	0	3	11	17	4	0	0	0	0	0	0	0	35
7:00	0	2	6	14	31	12	1	0	0	0	0	0	0	66
8:00	0	1	6	33	53	24	4	1	0	0	0	0	0	122
9:00	1	1	4	30	71	21	5	0	1	0	0	0	0	134
10:00	1	4	13	67	96	34	3	0	0	0	0	0	0	218
11:00	0	3	10	57	103	36	1	0	0	0	0	0	0	210
12:00 PM	2	5	11	90	133	31	2	0	0	0	0	0	0	274
1:00	2	4	11	58	115	30	2	0	1	0	0	0	0	223
2:00	0	3	10	57	95	34	2	1	0	0	0	0	0	202
3:00	0	1	15	75	118	33	3	1	0	0	0	0	0	246
4:00	2	1	10	46	91	32	4	0	0	0	0	0	0	186
5:00	2	2	11	49	77	26	2	1	0	0	0	0	0	170
6:00	0	1	13	30	72	31	6	0	0	0	0	0	0	153
7:00	1	2	6	33	46	14	1	0	0	0	0	0	0	103
8:00	0	2	6	33	31	5	0	0	0	0	0	0	0	77
9:00	0	0	1	21	20	4	0	0	0	0	0	0	0	46
10:00	0	1	5	11	13	6	0	0	0	0	0	0	0	36
11:00	0	0	0	4	8	1	0	0	0	0	0	0	0	13
Total	11	35	146	734	1212	391	36	4	3	0	0	0	0	2572

TWO RIVERS-OTTAUQUECHEE REGIONAL COMMISSION

128 King Farm Road
Woodstock, VT 05091
(802) 457-3188

Site Code: Town of Hartford
Station ID: US5
Location 1: Tafts Flats by Blodgett's Supply
Location 2:
Latitude: 0.000000
Longitude: 0.000000
Direction: Southbound

File Name: untitled_0
Date Printed: 8/16/2023
Start Date: 7/27/2023
End Date: 8/9/2023
GPS Accuracy: 0 ft
Location Verified: No

8/7/2023 Time	0 - 15 MPH	> 15 - 20 MPH	> 20 - 25 MPH	> 25 - 30 MPH	> 30 - 35 MPH	> 35 - 40 MPH	> 40 - 45 MPH	> 45 - 50 MPH	> 50 - 55 MPH	> 55 - 60 MPH	> 60 - 65 MPH	> 65 - 70 MPH	> 70 MPH	Total
12:00 AM	0	0	1	5	4	1	0	0	0	0	0	0	0	11
1:00	0	0	0	1	2	2	0	0	0	0	0	0	0	5
2:00	0	0	1	4	2	0	0	0	0	0	0	0	0	7
3:00	0	1	1	2	2	1	0	0	0	0	0	0	0	7
4:00	0	0	0	4	7	4	0	0	0	0	0	0	0	15
5:00	0	2	4	12	21	6	1	1	0	0	0	0	0	47
6:00	1	3	1	33	52	13	2	0	0	0	0	0	0	105
7:00	3	4	11	83	104	26	0	0	0	0	0	0	0	231
8:00	0	2	20	122	111	24	1	0	0	0	0	0	0	280
9:00	1	8	33	137	129	14	1	0	0	0	0	0	1	324
10:00	2	9	31	106	129	29	3	0	0	0	0	1	0	310
11:00	5	8	29	145	96	17	0	0	0	0	0	0	0	300
12:00 PM	4	10	20	144	106	27	2	0	0	0	0	0	0	313
1:00	1	1	34	134	121	18	1	0	0	0	0	0	0	310
2:00	3	8	37	118	103	15	1	0	0	0	0	0	0	285
3:00	1	8	25	144	99	8	2	0	0	0	0	0	0	287
4:00	0	5	26	153	110	14	2	0	0	0	0	0	0	310
5:00	0	0	8	83	123	31	4	1	0	0	0	0	0	250
6:00	0	3	7	50	72	11	2	0	0	0	0	0	0	145
7:00	0	0	6	26	43	14	3	0	0	0	0	0	0	92
8:00	0	2	5	16	11	3	0	0	0	0	0	0	0	37
9:00	0	0	3	27	17	0	0	1	0	0	0	0	0	48
10:00	0	1	5	14	5	2	0	0	0	0	0	0	0	27
11:00	0	1	0	10	2	1	0	0	0	0	0	0	0	14
Total	21	76	308	1573	1471	281	25	3	0	0	0	1	1	3760

TWO RIVERS-OTTAUQUECHEE REGIONAL COMMISSION

128 King Farm Road
Woodstock, VT 05091
(802) 457-3188

Site Code: Town of Hartford
Station ID: US5
Location 1: Tafts Flats by Blodgett's Supply
Location 2:
Latitude: 0.000000
Longitude: 0.000000
Direction: Southbound

File Name: untitled_0
Date Printed: 8/16/2023
Start Date: 7/27/2023
End Date: 8/9/2023
GPS Accuracy: 0 ft
Location Verified: No

8/8/2023 Time	0 - 15 MPH	> 15 - 20 MPH	> 20 - 25 MPH	> 25 - 30 MPH	> 30 - 35 MPH	> 35 - 40 MPH	> 40 - 45 MPH	> 45 - 50 MPH	> 50 - 55 MPH	> 55 - 60 MPH	> 60 - 65 MPH	> 65 - 70 MPH	> 70 MPH	Total
12:00 AM	0	0	1	5	1	0	1	0	0	0	0	0	0	8
1:00	0	0	0	3	1	1	0	0	0	0	0	0	0	5
2:00	0	1	0	1	1	0	0	0	0	0	0	0	0	3
3:00	0	0	0	4	4	1	0	0	0	0	0	0	0	9
4:00	0	3	0	4	3	2	0	0	0	0	0	0	0	12
5:00	0	1	6	19	17	5	0	0	1	0	1	0	0	50
6:00	0	5	6	38	51	14	5	0	0	0	0	0	0	119
7:00	1	3	20	95	104	17	1	0	0	0	0	0	0	241
8:00	4	10	25	168	125	16	0	0	0	0	0	0	0	348
9:00	2	8	27	121	118	25	0	0	0	0	0	0	0	301
10:00	1	6	39	118	102	22	3	1	0	0	0	0	0	292
11:00	13	10	38	164	107	28	2	0	0	0	0	0	0	362
12:00 PM	0	5	38	146	131	19	4	0	1	0	0	0	0	344
1:00	4	5	35	116	104	19	0	0	0	0	0	0	0	283
2:00	2	19	33	103	117	18	2	1	0	0	0	0	0	295
3:00	6	7	32	116	120	18	1	0	0	0	0	0	0	300
4:00	8	10	30	153	153	22	2	0	0	0	0	0	0	378
5:00	10	1	11	74	127	35	5	0	0	0	0	0	0	263
6:00	3	3	8	59	81	31	2	0	0	0	0	0	0	187
7:00	0	1	12	31	42	13	2	0	0	0	0	0	0	101
8:00	0	3	13	24	34	7	3	0	0	0	0	0	0	84
9:00	0	1	4	16	22	3	0	0	0	0	0	0	0	46
10:00	0	0	6	10	11	2	2	0	0	0	0	0	0	31
11:00	0	0	6	5	15	0	0	0	0	0	0	0	0	26
Total	54	102	390	1593	1591	318	35	2	2	0	1	0	0	4088

TWO RIVERS-OTTAUQUECHEE REGIONAL COMMISSION

128 King Farm Road
Woodstock, VT 05091
(802) 457-3188

Site Code: Town of Hartford
Station ID: US5
Location 1: Tafts Flats by Blodgett's Supply
Location 2:
Latitude: 0.000000
Longitude: 0.000000
Direction: Southbound

File Name: untitled_0
Date Printed: 8/16/2023
Start Date: 7/27/2023
End Date: 8/9/2023
GPS Accuracy: 0 ft
Location Verified: No

8/9/2023 Time	0 - 15 MPH	> 15 - 20 MPH	> 20 - 25 MPH	> 25 - 30 MPH	> 30 - 35 MPH	> 35 - 40 MPH	> 40 - 45 MPH	> 45 - 50 MPH	> 50 - 55 MPH	> 55 - 60 MPH	> 60 - 65 MPH	> 65 - 70 MPH	> 70 MPH	Total
12:00 AM	0	0	2	1	3	0	1	0	0	0	0	0	0	7
1:00	0	0	1	4	5	0	0	0	0	0	0	0	0	10
2:00	0	0	0	3	2	0	0	0	0	0	0	0	0	5
3:00	0	2	0	2	3	2	2	0	0	0	0	0	0	11
4:00	0	0	0	3	9	4	0	0	0	0	0	0	0	16
5:00	0	3	8	11	18	2	3	0	0	0	0	0	0	45
6:00	0	4	8	34	56	10	1	0	0	0	0	0	0	113
7:00	2	2	16	109	110	21	2	0	0	0	0	0	0	262
8:00	4	8	38	145	121	16	1	0	0	0	0	0	0	333
9:00	0	5	32	146	98	19	3	0	0	0	0	0	0	303
10:00	1	4	23	147	110	19	1	0	0	0	0	0	0	305
11:00	4	5	43	162	97	16	1	2	0	0	0	0	0	330
12:00 PM	5	15	43	129	95	20	2	0	0	0	0	0	0	309
1:00	2	11	30	138	120	21	2	1	0	0	0	0	0	325
2:00	2	8	30	168	99	13	1	0	0	0	0	0	0	321
3:00	4	4	23	137	118	20	0	0	0	0	0	0	0	306
4:00	10	12	41	133	132	14	1	0	0	0	0	0	0	343
5:00	7	15	39	151	95	16	2	0	0	0	0	0	0	325
6:00	4	10	38	74	67	12	0	1	0	0	0	0	0	206
7:00	6	8	23	61	29	8	1	0	1	0	0	0	0	137
8:00	0	3	9	31	31	0	1	0	0	0	0	0	0	75
9:00	0	0	5	24	24	4	1	0	0	0	0	0	0	58
10:00	0	0	2	9	9	8	0	0	0	0	0	0	0	28
11:00	0	0	0	8	9	4	0	0	0	0	0	0	0	21
Total	51	119	454	1830	1460	249	26	4	1	0	0	0	0	4194
Grand Total	466	1132	4707	20360	20573	4682	690	190	86	26	14	5	16	52947

Stats	Percentile	15th	50th	85th	95th
	Speed	26	30	34	37

Mean Speed (Average)	29.9
10 MPH Pace Speed	25-34
Number in Pace	40616
Percent in Pace	76.7%
Number > 30 MPH	26281
Percent > 30 MPH	49.6%

TWO RIVERS-OTTAUQUECHEE REGIONAL COMMISSION

128 King Farm Road
Woodstock, VT 05091
(802) 457-3188

Site Code: Town of Hartford
Station ID: US5
Location 1: Tafts Flats by Blodgett's Supply
Location 2:
Latitude: 0.000000
Longitude: 0.000000
Direction: Northbound

File Name: untitled_0
Date Printed: 8/16/2023
Start Date: 7/27/2023
End Date: 8/9/2023
GPS Accuracy: 0 ft
Location Verified: No

7/27/2023 Time	0 - 15 MPH	> 15 - 20 MPH	> 20 - 25 MPH	> 25 - 30 MPH	> 30 - 35 MPH	> 35 - 40 MPH	> 40 - 45 MPH	> 45 - 50 MPH	> 50 - 55 MPH	> 55 - 60 MPH	> 60 - 65 MPH	> 65 - 70 MPH	> 70 MPH	Total
12:00 AM	0	0	1	0	5	2	2	1	0	0	0	0	0	11
1:00	0	0	0	0	2	2	2	0	0	0	1	0	0	7
2:00	0	0	0	1	3	2	0	0	0	0	0	0	0	6
3:00	0	0	1	0	4	0	0	1	0	0	0	0	0	6
4:00	0	0	0	0	0	4	1	0	0	0	0	0	0	5
5:00	0	0	0	3	7	10	3	1	0	0	0	0	0	24
6:00	0	0	0	4	23	23	10	2	0	0	0	0	0	62
7:00	1	1	2	12	44	51	12	2	0	0	0	0	0	125
8:00	2	1	7	38	97	73	15	2	0	0	0	0	0	235
9:00	0	2	16	57	87	57	7	0	0	0	0	0	0	226
10:00	2	2	6	32	108	73	23	0	0	0	0	0	0	246
11:00	4	1	10	43	84	114	26	1	0	0	0	0	0	283
12:00 PM	0	0	8	39	114	122	41	7	0	0	0	0	0	331
1:00	4	1	14	33	97	110	27	5	1	1	1	0	0	294
2:00	2	0	3	18	80	104	66	6	4	0	0	0	0	283
3:00	5	3	5	22	105	111	51	5	1	0	0	0	0	308
4:00	3	0	6	54	150	133	36	8	1	0	0	0	1	392
5:00	0	0	11	24	113	134	45	7	0	0	0	0	0	334
6:00	0	2	3	12	59	96	39	9	3	0	0	0	0	223
7:00	0	0	5	10	51	96	33	1	2	1	0	0	0	199
8:00	0	0	6	15	59	74	18	2	0	0	0	0	0	174
9:00	0	0	1	7	37	45	6	2	0	0	0	0	0	98
10:00	0	0	0	2	19	22	2	0	0	0	0	0	0	45
11:00	0	0	1	5	19	15	7	1	0	0	0	0	0	48
Total	23	13	106	431	1367	1473	472	63	12	2	2	0	1	3965

TWO RIVERS-OTTAUQUECHEE REGIONAL COMMISSION

128 King Farm Road
Woodstock, VT 05091
(802) 457-3188

Site Code: Town of Hartford
Station ID: US5
Location 1: Tafts Flats by Blodgett's Supply
Location 2:
Latitude: 0.000000
Longitude: 0.000000
Direction: Northbound

File Name: untitled_0
Date Printed: 8/16/2023
Start Date: 7/27/2023
End Date: 8/9/2023
GPS Accuracy: 0 ft
Location Verified: No

7/28/2023 Time	0 - 15 MPH	> 15 - 20 MPH	> 20 - 25 MPH	> 25 - 30 MPH	> 30 - 35 MPH	> 35 - 40 MPH	> 40 - 45 MPH	> 45 - 50 MPH	> 50 - 55 MPH	> 55 - 60 MPH	> 60 - 65 MPH	> 65 - 70 MPH	> 70 MPH	Total
12:00 AM	0	0	1	1	6	3	2	0	0	0	0	0	0	13
1:00	0	0	0	1	1	6	0	0	0	0	0	0	0	8
2:00	0	0	0	1	4	2	0	0	0	0	0	0	0	7
3:00	0	0	1	1	2	5	0	0	0	0	0	0	0	9
4:00	0	0	0	2	2	3	0	0	0	0	0	0	0	7
5:00	0	0	0	3	11	4	0	0	0	0	0	0	0	18
6:00	0	0	0	3	14	21	12	1	0	0	0	0	0	51
7:00	0	0	2	4	24	62	20	3	0	0	0	0	0	115
8:00	1	2	5	7	65	85	37	8	0	0	0	0	0	210
9:00	0	2	6	28	83	100	39	3	0	0	0	0	0	261
10:00	1	1	5	14	79	90	38	3	1	0	0	0	0	232
11:00	4	1	10	38	97	124	31	2	0	0	0	0	0	307
12:00 PM	4	0	15	20	103	127	50	2	0	0	0	0	1	322
1:00	5	0	9	18	70	118	38	9	0	1	0	0	0	268
2:00	2	0	9	27	89	149	52	4	0	0	0	0	0	332
3:00	0	1	11	17	69	143	66	16	1	0	0	0	0	324
4:00	3	1	4	20	62	133	130	13	3	0	0	0	0	369
5:00	2	1	5	14	30	138	103	26	5	0	0	0	0	324
6:00	0	0	2	3	21	111	88	17	3	0	0	0	0	245
7:00	0	0	5	9	23	71	71	13	1	0	0	0	0	193
8:00	0	0	0	4	29	71	29	9	1	0	0	0	0	143
9:00	0	0	2	5	22	57	18	7	1	0	0	0	0	112
10:00	0	0	3	2	11	34	30	3	1	0	0	0	0	84
11:00	0	1	0	0	6	19	9	1	0	0	0	0	0	36
Total	22	10	95	242	923	1676	863	140	17	1	0	0	1	3990

TWO RIVERS-OTTAUQUECHEE REGIONAL COMMISSION

128 King Farm Road
Woodstock, VT 05091
(802) 457-3188

Site Code: Town of Hartford
Station ID: US5
Location 1: Tafts Flats by Blodgett's Supply
Location 2:
Latitude: 0.000000
Longitude: 0.000000
Direction: Northbound

File Name: untitled_0
Date Printed: 8/16/2023
Start Date: 7/27/2023
End Date: 8/9/2023
GPS Accuracy: 0 ft
Location Verified: No

7/29/2023 Time	0 - 15 MPH	> 15 - 20 MPH	> 20 - 25 MPH	> 25 - 30 MPH	> 30 - 35 MPH	> 35 - 40 MPH	> 40 - 45 MPH	> 45 - 50 MPH	> 50 - 55 MPH	> 55 - 60 MPH	> 60 - 65 MPH	> 65 - 70 MPH	> 70 MPH	Total
12:00 AM	0	0	1	1	6	4	2	1	0	0	0	0	0	15
1:00	0	0	0	0	2	6	1	1	0	0	0	0	0	10
2:00	0	0	0	1	0	1	2	0	0	0	0	0	0	4
3:00	0	0	0	0	2	4	0	0	0	0	0	0	0	6
4:00	0	0	0	0	1	1	1	1	0	0	0	0	0	4
5:00	0	0	2	0	3	7	3	0	0	0	0	0	0	15
6:00	0	0	2	0	5	7	8	0	1	0	0	0	0	23
7:00	0	0	1	4	7	30	16	1	0	0	0	0	0	59
8:00	1	0	4	2	12	49	54	10	0	0	0	0	0	132
9:00	0	0	2	4	23	95	78	15	1	0	0	0	0	218
10:00	1	0	6	10	32	104	90	21	1	0	0	0	0	265
11:00	2	1	3	9	38	127	93	17	0	1	0	0	0	291
12:00 PM	3	1	8	13	51	115	77	24	3	0	0	0	0	295
1:00	0	0	4	6	59	117	60	11	4	0	0	0	0	261
2:00	0	0	3	6	14	96	88	12	1	0	0	0	0	220
3:00	1	1	1	13	35	101	77	11	1	1	0	0	0	242
4:00	0	0	15	41	85	48	22	3	2	2	0	0	0	218
5:00	0	0	4	8	19	45	70	45	11	3	2	2	0	209
6:00	1	0	2	2	11	40	62	34	8	2	1	0	0	163
7:00	1	1	0	2	7	29	51	16	2	0	0	1	0	110
8:00	0	0	4	4	12	32	29	9	0	0	0	0	0	90
9:00	0	1	0	3	22	44	15	4	1	1	1	0	0	92
10:00	0	1	2	3	17	29	10	2	0	0	0	0	0	64
11:00	0	0	0	2	6	8	6	1	0	0	0	0	0	23
Total	10	6	64	134	469	1139	915	239	36	10	4	3	0	3029

TWO RIVERS-OTTAUQUECHEE REGIONAL COMMISSION

128 King Farm Road
Woodstock, VT 05091
(802) 457-3188

Site Code: Town of Hartford
Station ID: US5
Location 1: Tafts Flats by Blodgett's Supply
Location 2:
Latitude: 0.000000
Longitude: 0.000000
Direction: Northbound

File Name: untitled_0
Date Printed: 8/16/2023
Start Date: 7/27/2023
End Date: 8/9/2023
GPS Accuracy: 0 ft
Location Verified: No

7/30/2023 Time	0 - 15 MPH	> 15 - 20 MPH	> 20 - 25 MPH	> 25 - 30 MPH	> 30 - 35 MPH	> 35 - 40 MPH	> 40 - 45 MPH	> 45 - 50 MPH	> 50 - 55 MPH	> 55 - 60 MPH	> 60 - 65 MPH	> 65 - 70 MPH	> 70 MPH	Total
12:00 AM	0	0	0	0	3	4	2	0	0	0	0	0	0	9
1:00	0	0	0	0	5	3	1	0	0	0	0	0	0	9
2:00	0	0	0	0	4	3	0	0	0	0	0	0	0	7
3:00	0	0	1	0	1	2	1	0	0	0	0	0	0	5
4:00	0	0	0	0	1	1	0	0	0	0	0	0	0	2
5:00	0	0	0	0	8	6	5	0	0	0	0	0	0	19
6:00	0	0	0	1	3	11	1	2	0	0	0	0	0	18
7:00	0	0	1	2	20	18	7	2	0	0	0	0	0	50
8:00	0	0	0	3	19	30	19	2	0	0	0	0	0	73
9:00	0	0	2	10	41	57	29	7	0	0	0	0	0	146
10:00	0	1	3	9	55	82	38	4	0	0	0	0	0	192
11:00	2	1	7	17	61	73	27	5	0	0	0	0	0	193
12:00 PM	0	0	8	10	59	87	33	2	0	0	0	0	0	199
1:00	0	0	5	8	26	98	77	21	3	0	0	0	0	238
2:00	0	0	3	9	24	85	58	20	4	0	0	0	0	203
3:00	0	0	1	8	34	95	64	22	2	0	0	0	0	226
4:00	1	0	2	8	20	81	72	16	1	2	0	0	0	203
5:00	1	0	0	7	16	67	77	24	4	0	0	0	0	196
6:00	0	1	2	4	24	53	49	12	0	0	0	0	0	145
7:00	0	0	0	4	17	62	35	12	1	0	0	0	0	131
8:00	0	0	2	5	22	52	36	5	1	0	0	0	0	123
9:00	0	0	0	6	16	25	18	2	0	0	0	0	0	67
10:00	0	0	1	2	9	13	9	5	0	0	0	0	0	39
11:00	0	0	0	2	6	8	5	1	0	0	0	0	0	22
Total	4	3	38	115	494	1016	663	164	16	2	0	0	0	2515

TWO RIVERS-OTTAUQUECHEE REGIONAL COMMISSION

128 King Farm Road
Woodstock, VT 05091
(802) 457-3188

Site Code: Town of Hartford
Station ID: US5
Location 1: Tafts Flats by Blodgett's Supply
Location 2:
Latitude: 0.000000
Longitude: 0.000000
Direction: Northbound

File Name: untitled_0
Date Printed: 8/16/2023
Start Date: 7/27/2023
End Date: 8/9/2023
GPS Accuracy: 0 ft
Location Verified: No

7/31/2023 Time	0 - 15 MPH	> 15 - 20 MPH	> 20 - 25 MPH	> 25 - 30 MPH	> 30 - 35 MPH	> 35 - 40 MPH	> 40 - 45 MPH	> 45 - 50 MPH	> 50 - 55 MPH	> 55 - 60 MPH	> 60 - 65 MPH	> 65 - 70 MPH	> 70 MPH	Total
12:00 AM	0	0	0	0	2	3	3	1	0	0	0	0	0	9
1:00	0	2	0	0	3	5	2	0	0	0	0	0	0	12
2:00	0	0	0	3	0	2	2	0	0	0	0	0	0	7
3:00	0	0	0	0	0	4	2	0	0	0	0	0	0	6
4:00	0	0	0	1	1	3	3	0	0	0	0	0	0	8
5:00	0	0	0	3	5	7	5	1	0	0	0	0	0	21
6:00	1	0	2	1	5	15	16	2	2	0	0	0	0	44
7:00	1	0	1	6	25	60	25	4	0	0	0	0	0	122
8:00	0	1	0	7	51	106	45	3	1	0	0	0	0	214
9:00	2	1	2	14	44	93	53	6	1	0	0	0	0	216
10:00	1	2	10	11	50	98	60	8	0	0	0	0	0	240
11:00	4	0	3	16	48	132	81	16	0	0	0	0	0	300
12:00 PM	1	0	7	8	48	138	62	9	0	0	0	0	0	273
1:00	1	2	8	15	48	110	72	11	2	1	0	0	0	270
2:00	0	0	2	20	44	129	71	12	1	0	0	0	0	279
3:00	0	1	5	31	65	121	57	18	2	0	0	0	0	300
4:00	0	2	11	35	129	170	47	10	1	0	0	0	0	405
5:00	1	0	8	11	57	152	106	18	6	0	0	0	0	359
6:00	0	0	2	5	28	90	83	15	2	1	0	0	0	226
7:00	1	0	1	9	20	70	42	9	1	0	0	0	0	153
8:00	0	0	4	3	14	56	25	7	1	0	0	0	0	110
9:00	0	0	5	3	15	36	11	0	0	1	0	0	0	71
10:00	0	0	1	1	6	19	9	0	0	0	0	0	0	36
11:00	0	0	0	1	4	12	4	0	0	0	0	0	0	21
Total	13	11	72	204	712	1631	886	150	20	3	0	0	0	3702

TWO RIVERS-OTTAUQUECHEE REGIONAL COMMISSION

128 King Farm Road
Woodstock, VT 05091
(802) 457-3188

Site Code: Town of Hartford
Station ID: US5
Location 1: Tafts Flats by Blodgett's Supply
Location 2:
Latitude: 0.000000
Longitude: 0.000000
Direction: Northbound

File Name: untitled_0
Date Printed: 8/16/2023
Start Date: 7/27/2023
End Date: 8/9/2023
GPS Accuracy: 0 ft
Location Verified: No

8/1/2023 Time	0 - 15 MPH	> 15 - 20 MPH	> 20 - 25 MPH	> 25 - 30 MPH	> 30 - 35 MPH	> 35 - 40 MPH	> 40 - 45 MPH	> 45 - 50 MPH	> 50 - 55 MPH	> 55 - 60 MPH	> 60 - 65 MPH	> 65 - 70 MPH	> 70 MPH	Total
12:00 AM	0	0	0	0	2	3	2	2	0	0	0	0	0	9
1:00	0	0	0	3	3	1	1	1	0	0	0	0	0	9
2:00	0	0	1	0	3	1	1	0	0	0	0	0	0	6
3:00	0	0	1	0	0	3	1	1	0	0	0	0	0	6
4:00	0	1	1	0	2	6	1	2	0	0	0	0	0	13
5:00	0	0	0	1	6	8	3	2	1	0	0	0	0	21
6:00	0	0	0	2	11	18	26	2	2	0	0	0	0	61
7:00	1	1	7	5	23	54	27	5	0	0	0	0	0	123
8:00	2	0	3	11	60	96	50	7	0	0	0	0	0	229
9:00	1	0	5	14	58	95	46	7	1	0	0	0	0	227
10:00	0	1	6	19	68	111	45	12	1	0	0	0	0	263
11:00	0	1	8	21	47	133	85	8	0	0	0	0	0	303
12:00 PM	1	1	3	12	54	146	84	14	0	0	0	0	0	315
1:00	5	0	3	16	36	115	78	18	2	4	0	0	0	277
2:00	1	0	7	23	52	133	72	16	3	0	0	0	0	307
3:00	2	1	0	17	71	143	74	17	2	0	0	0	0	327
4:00	3	1	15	22	120	177	83	15	1	1	0	0	0	438
5:00	0	0	9	4	64	139	111	32	2	1	0	0	1	363
6:00	0	1	4	9	28	118	65	18	1	0	0	0	0	244
7:00	0	0	1	5	24	93	58	16	0	0	0	0	0	197
8:00	0	0	3	5	18	47	24	3	2	0	0	0	0	102
9:00	0	0	2	3	13	30	15	3	0	0	0	0	0	66
10:00	0	0	1	3	5	26	7	2	0	0	0	0	0	44
11:00	0	0	0	0	3	9	5	0	2	0	0	0	0	19
Total	16	8	80	195	771	1705	964	203	20	6	0	0	1	3969

TWO RIVERS-OTTAUQUECHEE REGIONAL COMMISSION

128 King Farm Road
Woodstock, VT 05091
(802) 457-3188

Site Code: Town of Hartford
Station ID: US5
Location 1: Tafts Flats by Blodgett's Supply
Location 2:
Latitude: 0.000000
Longitude: 0.000000
Direction: Northbound

File Name: untitled_0
Date Printed: 8/16/2023
Start Date: 7/27/2023
End Date: 8/9/2023
GPS Accuracy: 0 ft
Location Verified: No

8/2/2023 Time	0 - 15 MPH	> 15 - 20 MPH	> 20 - 25 MPH	> 25 - 30 MPH	> 30 - 35 MPH	> 35 - 40 MPH	> 40 - 45 MPH	> 45 - 50 MPH	> 50 - 55 MPH	> 55 - 60 MPH	> 60 - 65 MPH	> 65 - 70 MPH	> 70 MPH	Total
12:00 AM	0	0	0	0	5	6	4	3	0	1	0	0	0	19
1:00	0	0	1	0	2	2	1	0	1	0	0	0	0	7
2:00	0	0	0	1	2	1	2	1	0	0	0	0	0	7
3:00	0	0	0	1	0	4	2	1	0	0	0	0	0	8
4:00	0	0	0	0	1	3	0	0	0	0	0	0	0	4
5:00	0	0	0	1	2	15	6	1	1	0	0	0	0	26
6:00	0	0	3	2	18	28	10	3	0	1	0	0	0	65
7:00	1	0	2	6	27	45	17	1	0	0	0	0	0	99
8:00	4	1	3	7	76	100	31	9	1	0	0	0	0	232
9:00	1	0	4	16	70	97	44	7	1	0	0	0	0	240
10:00	0	0	3	8	68	99	53	3	0	1	0	0	0	235
11:00	0	2	5	14	45	126	82	11	2	0	0	0	0	287
12:00 PM	0	0	4	14	44	148	95	21	1	0	0	0	0	327
1:00	0	2	5	18	44	106	74	15	3	0	0	0	0	267
2:00	6	0	7	16	51	125	77	14	1	0	0	0	0	297
3:00	5	0	6	15	60	132	94	24	0	0	0	0	0	336
4:00	4	4	9	16	75	161	128	24	2	0	0	0	0	423
5:00	0	0	4	18	42	136	132	28	3	0	1	0	0	364
6:00	0	0	3	3	17	99	80	25	1	0	0	0	0	228
7:00	1	0	6	4	14	65	61	7	1	0	0	0	0	159
8:00	0	0	0	4	24	58	38	5	1	0	0	0	0	130
9:00	0	0	1	4	14	54	15	9	0	0	0	0	0	97
10:00	0	0	1	1	5	23	7	2	1	1	0	0	0	41
11:00	0	0	1	2	3	9	5	1	0	0	0	0	0	21
Total	22	9	68	171	709	1642	1058	215	20	4	1	0	0	3919

TWO RIVERS-OTTAUQUECHEE REGIONAL COMMISSION

128 King Farm Road
Woodstock, VT 05091
(802) 457-3188

Site Code: Town of Hartford
Station ID: US5
Location 1: Tafts Flats by Blodgett's Supply
Location 2:
Latitude: 0.000000
Longitude: 0.000000
Direction: Northbound

File Name: untitled_0
Date Printed: 8/16/2023
Start Date: 7/27/2023
End Date: 8/9/2023
GPS Accuracy: 0 ft
Location Verified: No

8/3/2023 Time	0 - 15 MPH	> 15 - 20 MPH	> 20 - 25 MPH	> 25 - 30 MPH	> 30 - 35 MPH	> 35 - 40 MPH	> 40 - 45 MPH	> 45 - 50 MPH	> 50 - 55 MPH	> 55 - 60 MPH	> 60 - 65 MPH	> 65 - 70 MPH	> 70 MPH	Total
12:00 AM	0	0	1	0	1	7	3	1	0	0	0	0	0	13
1:00	0	0	0	0	3	4	3	0	0	0	0	0	0	10
2:00	0	0	0	0	3	1	1	0	0	0	0	0	0	5
3:00	0	0	1	0	2	2	2	0	0	0	0	0	0	7
4:00	0	0	0	1	1	3	4	0	0	0	0	0	0	9
5:00	0	0	1	1	8	9	7	2	0	0	0	0	0	28
6:00	0	0	1	2	10	29	10	6	0	0	0	0	0	58
7:00	1	1	3	5	23	46	36	5	0	0	0	0	0	120
8:00	5	1	5	16	44	103	65	4	0	0	0	0	0	243
9:00	0	0	5	6	52	88	43	6	0	0	0	0	0	200
10:00	0	2	1	7	53	108	64	9	2	0	0	0	0	246
11:00	6	0	6	15	54	118	87	16	2	0	0	0	0	304
12:00 PM	0	0	10	26	63	130	92	18	2	0	0	0	0	341
1:00	0	0	3	19	58	102	67	19	5	0	0	0	0	273
2:00	0	2	10	19	47	133	87	23	0	0	0	0	0	321
3:00	1	0	8	22	50	131	98	18	2	0	0	0	0	330
4:00	3	1	5	20	95	159	83	18	1	0	0	0	0	385
5:00	2	0	4	15	54	139	92	16	2	0	0	1	0	325
6:00	0	0	0	7	34	84	72	24	2	0	0	0	0	223
7:00	0	0	2	5	23	88	69	16	4	0	0	0	0	207
8:00	2	0	9	3	11	56	30	10	0	0	0	0	0	121
9:00	0	1	0	1	7	42	25	4	2	0	0	0	0	82
10:00	0	0	2	0	4	23	15	4	0	0	0	0	0	48
11:00	0	0	3	0	2	16	7	0	0	1	0	0	0	29
Total	20	8	80	190	702	1621	1062	219	24	1	0	1	0	3928

TWO RIVERS-OTTAUQUECHEE REGIONAL COMMISSION

128 King Farm Road
Woodstock, VT 05091
(802) 457-3188

Site Code: Town of Hartford
Station ID: US5
Location 1: Tafts Flats by Blodgett's Supply
Location 2:
Latitude: 0.000000
Longitude: 0.000000
Direction: Northbound

File Name: untitled_0
Date Printed: 8/16/2023
Start Date: 7/27/2023
End Date: 8/9/2023
GPS Accuracy: 0 ft
Location Verified: No

8/4/2023 Time	0 - 15 MPH	> 15 - 20 MPH	> 20 - 25 MPH	> 25 - 30 MPH	> 30 - 35 MPH	> 35 - 40 MPH	> 40 - 45 MPH	> 45 - 50 MPH	> 50 - 55 MPH	> 55 - 60 MPH	> 60 - 65 MPH	> 65 - 70 MPH	> 70 MPH	Total
12:00 AM	0	1	0	0	0	8	5	1	1	0	0	0	0	16
1:00	0	0	0	0	1	5	2	0	0	0	0	0	0	8
2:00	0	0	0	1	4	2	2	1	0	0	0	0	0	10
3:00	0	0	0	0	0	3	1	0	0	0	0	0	0	4
4:00	0	0	0	0	6	2	3	0	0	0	0	0	0	11
5:00	0	0	1	3	7	5	1	0	1	0	0	0	0	18
6:00	0	0	2	14	21	12	4	1	0	0	0	0	0	54
7:00	0	0	1	11	33	49	11	3	0	0	0	0	0	108
8:00	1	0	4	16	43	95	27	4	0	0	0	0	0	190
9:00	1	0	9	20	76	85	42	3	1	0	0	0	0	237
10:00	0	4	29	56	57	65	22	6	1	2	0	1	0	243
11:00	0	2	8	24	55	123	66	18	1	1	0	0	0	298
12:00 PM	5	4	1	17	52	104	112	28	2	5	2	0	0	332
1:00	2	1	5	24	74	108	84	8	2	0	1	0	0	309
2:00	3	3	7	16	81	109	67	18	3	0	0	0	0	307
3:00	4	0	12	26	47	99	60	31	26	16	14	6	7	348
4:00	3	2	7	18	36	127	142	76	33	9	2	0	0	455
5:00	0	1	5	15	15	26	59	70	53	27	9	7	10	297
6:00	1	0	1	7	17	27	53	51	28	27	6	4	6	228
7:00	0	0	0	1	3	4	37	61	24	7	5	1	0	143
8:00	0	0	4	2	0	20	59	55	11	3	0	0	0	154
9:00	0	0	2	5	3	13	25	19	3	0	0	0	0	70
10:00	0	0	1	2	5	19	23	9	1	0	0	0	0	60
11:00	0	0	1	2	0	12	13	8	0	0	0	0	0	36
Total	20	18	100	280	636	1122	920	471	191	97	39	19	23	3936

TWO RIVERS-OTTAUQUECHEE REGIONAL COMMISSION

128 King Farm Road
Woodstock, VT 05091
(802) 457-3188

Site Code: Town of Hartford
Station ID: US5
Location 1: Tafts Flats by Blodgett's Supply
Location 2:
Latitude: 0.000000
Longitude: 0.000000
Direction: Northbound

File Name: untitled_0
Date Printed: 8/16/2023
Start Date: 7/27/2023
End Date: 8/9/2023
GPS Accuracy: 0 ft
Location Verified: No

8/5/2023 Time	0 - 15 MPH	> 15 - 20 MPH	> 20 - 25 MPH	> 25 - 30 MPH	> 30 - 35 MPH	> 35 - 40 MPH	> 40 - 45 MPH	> 45 - 50 MPH	> 50 - 55 MPH	> 55 - 60 MPH	> 60 - 65 MPH	> 65 - 70 MPH	> 70 MPH	Total
12:00 AM	0	0	1	0	4	3	4	4	0	0	0	0	0	16
1:00	0	0	0	0	0	0	3	1	0	0	0	0	0	4
2:00	0	0	0	0	0	2	0	0	0	0	0	0	0	2
3:00	0	0	0	1	1	3	1	0	0	0	0	0	0	6
4:00	0	0	0	0	0	3	0	1	1	0	0	0	0	5
5:00	0	0	0	0	1	5	5	2	0	1	0	0	0	14
6:00	0	0	0	1	1	13	11	3	1	1	0	0	0	31
7:00	0	0	2	1	0	14	23	12	1	1	0	0	0	54
8:00	0	0	1	5	6	37	51	32	2	0	0	0	0	134
9:00	1	1	1	1	7	70	79	28	4	3	0	0	0	195
10:00	0	0	2	5	22	81	99	27	5	0	0	0	0	241
11:00	1	1	6	5	19	92	132	42	12	1	0	0	0	311
12:00 PM	2	0	5	10	12	60	117	58	10	2	0	0	0	276
1:00	1	1	2	6	4	55	96	68	12	2	1	0	0	248
2:00	0	0	2	5	12	54	121	81	8	1	0	0	0	284
3:00	1	1	3	1	8	49	123	68	18	4	0	0	0	276
4:00	1	0	0	5	13	47	89	49	13	3	0	0	0	220
5:00	0	1	2	7	5	27	83	57	15	0	1	0	0	198
6:00	1	0	2	6	11	36	89	52	8	0	1	0	0	206
7:00	0	0	4	9	9	29	85	28	7	0	0	0	0	171
8:00	0	0	3	0	10	33	40	16	3	1	0	1	0	107
9:00	0	1	0	4	10	19	26	18	0	0	0	0	0	78
10:00	0	1	1	0	4	22	21	8	0	0	0	0	0	57
11:00	0	0	1	2	1	17	14	6	1	0	0	0	0	42
Total	8	7	38	74	160	771	1312	661	121	20	3	1	0	3176

TWO RIVERS-OTTAUQUECHEE REGIONAL COMMISSION

128 King Farm Road
Woodstock, VT 05091
(802) 457-3188

Site Code: Town of Hartford
Station ID: US5
Location 1: Tafts Flats by Blodgett's Supply
Location 2:
Latitude: 0.000000
Longitude: 0.000000
Direction: Northbound

File Name: untitled_0
Date Printed: 8/16/2023
Start Date: 7/27/2023
End Date: 8/9/2023
GPS Accuracy: 0 ft
Location Verified: No

8/6/2023 Time	0 - 15 MPH	> 15 - 20 MPH	> 20 - 25 MPH	> 25 - 30 MPH	> 30 - 35 MPH	> 35 - 40 MPH	> 40 - 45 MPH	> 45 - 50 MPH	> 50 - 55 MPH	> 55 - 60 MPH	> 60 - 65 MPH	> 65 - 70 MPH	> 70 MPH	Total
12:00 AM	0	0	1	1	0	3	8	3	0	0	0	0	0	16
1:00	0	0	0	1	0	1	7	1	0	1	0	0	0	11
2:00	0	0	0	2	1	3	4	0	0	0	0	0	0	10
3:00	0	0	0	0	1	4	0	0	1	0	0	0	0	6
4:00	0	0	1	1	0	1	0	1	1	0	0	0	0	5
5:00	0	0	1	0	1	6	6	1	0	0	0	0	0	15
6:00	0	0	1	1	4	11	8	3	0	0	0	0	0	28
7:00	0	0	0	0	5	9	13	10	3	0	0	0	0	40
8:00	0	0	1	1	7	25	32	7	2	0	0	0	0	75
9:00	0	0	1	9	9	40	59	31	9	0	0	0	0	158
10:00	1	0	0	3	5	36	72	23	4	0	0	0	0	144
11:00	2	0	3	6	13	44	92	30	7	1	0	0	0	198
12:00 PM	1	0	1	9	7	56	99	52	8	3	0	0	0	236
1:00	1	0	5	2	8	35	93	45	11	3	0	0	0	203
2:00	0	0	0	3	5	27	87	62	11	3	0	0	1	199
3:00	1	0	2	1	12	48	107	53	9	2	1	0	0	236
4:00	0	1	3	7	13	40	86	37	14	2	1	1	0	205
5:00	0	0	1	5	6	32	95	46	11	0	0	0	0	196
6:00	0	0	2	7	11	40	54	36	10	2	0	0	0	162
7:00	0	0	2	2	8	37	60	20	7	0	0	0	0	136
8:00	0	0	3	2	5	37	38	14	3	0	0	0	0	102
9:00	0	0	1	2	10	25	31	14	1	0	0	0	0	84
10:00	0	0	2	1	5	16	10	3	2	0	0	0	0	39
11:00	0	0	0	0	4	6	5	4	0	0	0	0	0	19
Total	6	1	31	66	140	582	1066	496	114	17	2	1	1	2523

TWO RIVERS-OTTAUQUECHEE REGIONAL COMMISSION

128 King Farm Road
Woodstock, VT 05091
(802) 457-3188

Site Code: Town of Hartford
Station ID: US5
Location 1: Tafts Flats by Blodgett's Supply
Location 2:
Latitude: 0.000000
Longitude: 0.000000
Direction: Northbound

File Name: untitled_0
Date Printed: 8/16/2023
Start Date: 7/27/2023
End Date: 8/9/2023
GPS Accuracy: 0 ft
Location Verified: No

8/7/2023 Time	0 - 15 MPH	> 15 - 20 MPH	> 20 - 25 MPH	> 25 - 30 MPH	> 30 - 35 MPH	> 35 - 40 MPH	> 40 - 45 MPH	> 45 - 50 MPH	> 50 - 55 MPH	> 55 - 60 MPH	> 60 - 65 MPH	> 65 - 70 MPH	> 70 MPH	Total
12:00 AM	0	0	0	0	1	4	3	1	0	0	0	0	0	9
1:00	0	0	0	0	2	2	1	0	0	0	0	0	0	5
2:00	0	0	0	0	2	2	4	3	0	0	0	0	0	11
3:00	0	0	0	1	0	3	0	2	1	0	0	0	0	7
4:00	0	0	0	0	0	2	3	0	0	0	0	0	0	5
5:00	0	0	0	0	4	8	6	2	1	0	0	0	0	21
6:00	1	0	2	3	3	19	21	12	2	0	0	0	1	64
7:00	0	0	1	3	9	35	46	14	2	0	0	0	0	110
8:00	3	0	2	7	28	86	57	18	5	1	0	0	0	207
9:00	1	3	8	18	32	98	49	10	2	0	0	0	1	222
10:00	2	0	7	39	76	102	28	4	0	0	0	0	0	258
11:00	0	1	5	10	53	118	76	12	2	0	0	0	0	277
12:00 PM	0	2	11	22	54	121	72	13	0	1	0	1	0	297
1:00	0	2	14	43	91	97	19	4	0	0	0	0	0	270
2:00	1	1	15	23	47	83	71	19	4	1	0	0	0	265
3:00	4	0	5	17	62	119	96	21	3	1	0	0	0	328
4:00	0	0	4	10	77	172	76	25	2	0	0	0	0	366
5:00	3	1	3	19	36	134	93	17	2	0	0	0	0	308
6:00	0	0	1	11	34	82	60	8	1	0	0	0	0	197
7:00	0	0	1	8	34	61	22	7	3	0	1	0	3	140
8:00	0	0	1	6	20	35	12	4	0	1	0	0	0	79
9:00	0	0	6	5	10	11	10	3	0	0	0	0	0	45
10:00	0	0	2	2	9	14	6	1	2	0	0	0	0	36
11:00	0	0	1	2	7	7	2	1	0	0	0	0	0	20
Total	15	10	89	249	691	1415	833	201	32	5	1	1	5	3547

TWO RIVERS-OTTAUQUECHEE REGIONAL COMMISSION

128 King Farm Road
Woodstock, VT 05091
(802) 457-3188

Site Code: Town of Hartford
Station ID: US5
Location 1: Tafts Flats by Blodgett's Supply
Location 2:
Latitude: 0.000000
Longitude: 0.000000
Direction: Northbound

File Name: untitled_0
Date Printed: 8/16/2023
Start Date: 7/27/2023
End Date: 8/9/2023
GPS Accuracy: 0 ft
Location Verified: No

8/8/2023 Time	0 - 15 MPH	> 15 - 20 MPH	> 20 - 25 MPH	> 25 - 30 MPH	> 30 - 35 MPH	> 35 - 40 MPH	> 40 - 45 MPH	> 45 - 50 MPH	> 50 - 55 MPH	> 55 - 60 MPH	> 60 - 65 MPH	> 65 - 70 MPH	> 70 MPH	Total
12:00 AM	0	0	0	0	5	11	2	1	0	0	0	0	0	19
1:00	0	0	0	0	0	0	0	0	0	0	0	0	0	0
2:00	0	0	2	0	1	2	3	0	0	0	0	0	0	8
3:00	0	0	0	0	0	2	1	0	0	0	0	0	0	3
4:00	0	0	0	1	2	4	2	0	0	0	0	0	0	9
5:00	0	0	0	1	4	10	5	3	0	0	0	0	0	23
6:00	0	0	2	0	2	18	19	13	2	0	0	0	0	56
7:00	1	0	0	3	15	45	37	12	2	0	0	0	0	115
8:00	1	1	6	9	39	82	50	9	0	0	0	0	0	197
9:00	0	1	2	11	45	93	61	11	3	0	0	0	0	227
10:00	0	0	7	9	41	100	76	19	2	0	0	0	0	254
11:00	5	2	9	25	59	113	90	13	2	0	0	0	0	318
12:00 PM	2	0	3	22	38	115	114	34	3	0	0	0	0	331
1:00	1	0	3	12	32	96	114	31	5	0	0	0	0	294
2:00	0	1	4	23	66	98	73	11	4	2	0	0	0	282
3:00	4	0	6	16	40	104	133	33	4	1	0	0	0	341
4:00	3	0	11	15	43	148	121	32	2	1	0	0	0	376
5:00	2	0	3	25	51	120	129	40	12	1	0	0	1	384
6:00	0	1	3	5	22	63	70	29	6	0	0	0	0	199
7:00	0	0	0	5	13	72	75	23	1	0	0	0	0	189
8:00	1	1	2	5	13	31	28	13	0	0	0	0	0	94
9:00	0	1	1	4	4	28	26	13	0	0	0	0	0	77
10:00	0	0	1	1	4	17	13	5	0	0	0	0	0	41
11:00	0	0	0	1	4	7	10	7	1	0	0	0	0	30
Total	20	8	65	193	543	1379	1252	352	49	5	0	0	1	3867

TWO RIVERS-OTTAUQUECHEE REGIONAL COMMISSION

128 King Farm Road
Woodstock, VT 05091
(802) 457-3188

Site Code: Town of Hartford
Station ID: US5
Location 1: Tafts Flats by Blodgett's Supply
Location 2:
Latitude: 0.000000
Longitude: 0.000000
Direction: Northbound

File Name: untitled_0
Date Printed: 8/16/2023
Start Date: 7/27/2023
End Date: 8/9/2023
GPS Accuracy: 0 ft
Location Verified: No

8/9/2023 Time	0 - 15 MPH	> 15 - 20 MPH	> 20 - 25 MPH	> 25 - 30 MPH	> 30 - 35 MPH	> 35 - 40 MPH	> 40 - 45 MPH	> 45 - 50 MPH	> 50 - 55 MPH	> 55 - 60 MPH	> 60 - 65 MPH	> 65 - 70 MPH	> 70 MPH	Total
12:00 AM	0	0	0	0	0	4	4	1	0	0	0	0	0	9
1:00	0	0	0	0	0	2	1	1	0	0	0	0	0	4
2:00	0	0	0	1	1	1	1	0	0	0	0	0	0	4
3:00	0	0	0	0	2	5	0	1	0	0	0	0	0	8
4:00	0	0	0	0	2	4	2	1	0	0	0	0	0	9
5:00	0	0	1	1	3	5	13	1	0	0	0	0	0	24
6:00	0	0	1	2	9	18	15	16	3	2	0	0	0	66
7:00	0	0	2	8	13	39	47	8	3	0	0	0	0	120
8:00	0	0	6	9	36	92	77	25	1	1	0	0	0	247
9:00	0	0	3	5	13	88	73	26	3	0	0	0	0	211
10:00	0	0	0	17	35	105	75	25	6	0	0	0	0	263
11:00	0	1	4	10	26	120	99	39	7	0	0	0	0	306
12:00 PM	2	2	8	15	43	115	112	37	5	0	0	0	0	339
1:00	0	0	5	9	33	87	95	62	10	0	0	0	0	301
2:00	0	2	4	13	36	106	118	42	6	0	0	0	0	327
3:00	2	1	3	14	46	127	118	46	10	1	0	0	0	368
4:00	6	2	9	12	47	143	112	38	12	1	1	0	0	383
5:00	0	0	10	9	29	118	121	51	6	3	2	0	0	349
6:00	0	2	13	16	38	70	69	28	8	0	0	0	0	244
7:00	0	2	5	8	20	55	54	18	7	0	0	0	0	169
8:00	0	0	5	2	7	40	47	14	3	0	0	0	0	118
9:00	0	0	2	2	9	26	26	10	1	0	0	0	0	76
10:00	0	0	1	3	3	13	14	8	1	0	0	0	0	43
11:00	0	0	0	0	5	7	14	1	0	0	0	0	0	27
Total	10	12	82	156	456	1390	1307	499	92	8	3	0	0	4015
Grand Total	209	124	1008	2700	8773	18562	13573	4073	764	181	55	26	33	50081

Stats				
	Percentile	15th	50th	85th	95th
	Speed	33	38	44	47

Mean Speed (Average)	38.3
10 MPH Pace Speed	35-44
Number in Pace	32039
Percent in Pace	64.0%
Number > 30 MPH	46044
Percent > 30 MPH	91.9%

TWO RIVERS-OTTAUQUECHEE REGIONAL COMMISSION
128 King Farm Road
Woodstock, VT 05091
(802) 457-3188

Site Code: Town of Hartford
Station ID: US5
Location 1: Tafts Flats by Blodgett's Supply
Location 2:
Latitude: 0.000000
Longitude: 0.000000
Direction: Combined

File Name: untitled_0
Date Printed: 8/16/2023
Start Date: 7/27/2023
End Date: 8/9/2023
GPS Accuracy: 0 ft
Location Verified: No

7/27/2023 Time	0 - 15 MPH	> 15 - 20 MPH	> 20 - 25 MPH	> 25 - 30 MPH	> 30 - 35 MPH	> 35 - 40 MPH	> 40 - 45 MPH	> 45 - 50 MPH	> 50 - 55 MPH	> 55 - 60 MPH	> 60 - 65 MPH	> 65 - 70 MPH	> 70 MPH	Total
12:00 AM	0	0	2	5	9	2	2	1	0	0	0	0	0	21
1:00	0	1	1	2	3	3	2	0	0	0	1	0	0	13
2:00	0	0	0	3	4	2	0	0	0	0	0	0	0	9
3:00	0	1	3	1	9	2	0	1	0	0	0	0	0	17
4:00	0	0	0	2	8	7	1	0	0	0	0	0	0	18
5:00	0	1	6	19	28	15	3	1	0	0	0	0	0	73
6:00	2	2	3	60	77	33	10	2	0	0	0	0	0	189
7:00	1	11	36	133	120	63	12	2	0	0	0	0	0	378
8:00	2	8	58	214	199	80	18	2	0	0	0	0	0	581
9:00	4	14	51	172	189	74	7	0	0	0	0	0	0	511
10:00	5	11	55	194	174	81	25	0	0	0	0	0	0	545
11:00	6	10	56	201	187	127	26	1	0	0	0	0	0	614
12:00 PM	6	11	62	180	204	145	42	7	0	0	0	0	0	657
1:00	13	11	47	164	191	140	38	8	4	2	1	0	0	619
2:00	4	5	38	115	181	139	76	11	4	0	1	0	0	574
3:00	10	9	43	168	226	129	51	5	1	0	1	0	0	643
4:00	8	6	45	236	248	148	37	8	2	0	0	0	1	739
5:00	0	3	26	155	200	157	49	7	0	0	0	0	0	597
6:00	0	5	14	104	140	116	41	9	3	0	0	0	0	432
7:00	0	2	14	91	103	106	33	1	3	1	0	0	0	354
8:00	1	4	19	60	98	82	19	2	0	0	0	0	0	285
9:00	0	0	5	34	59	51	6	2	0	0	0	0	0	157
10:00	0	0	4	16	24	24	2	0	0	0	0	0	0	70
11:00	0	0	4	21	26	20	7	1	0	0	0	0	0	79
Total	62	115	592	2350	2707	1746	507	71	17	3	4	0	1	8175

TWO RIVERS-OTTAUQUECHEE REGIONAL COMMISSION

128 King Farm Road
Woodstock, VT 05091
(802) 457-3188

Site Code: Town of Hartford
Station ID: US5
Location 1: Tafts Flats by Blodgett's Supply
Location 2:
Latitude: 0.000000
Longitude: 0.000000
Direction: Combined

File Name: untitled_0
Date Printed: 8/16/2023
Start Date: 7/27/2023
End Date: 8/9/2023
GPS Accuracy: 0 ft
Location Verified: No

7/28/2023 Time	0 - 15 MPH	> 15 - 20 MPH	> 20 - 25 MPH	> 25 - 30 MPH	> 30 - 35 MPH	> 35 - 40 MPH	> 40 - 45 MPH	> 45 - 50 MPH	> 50 - 55 MPH	> 55 - 60 MPH	> 60 - 65 MPH	> 65 - 70 MPH	> 70 MPH	Total
12:00 AM	0	0	1	6	8	3	2	0	0	0	0	0	0	20
1:00	0	0	0	3	6	6	0	0	0	0	0	0	0	15
2:00	0	0	2	3	6	2	0	0	0	0	0	0	0	13
3:00	0	3	1	8	6	5	1	0	0	0	0	0	0	24
4:00	0	0	1	7	5	4	0	0	0	0	0	0	0	17
5:00	0	3	7	23	30	8	0	0	0	0	0	0	0	71
6:00	0	4	9	55	65	35	13	1	0	0	0	0	0	182
7:00	1	7	14	112	123	68	23	3	0	0	0	0	0	351
8:00	2	10	39	155	149	93	38	8	0	0	0	0	0	494
9:00	4	10	42	184	213	115	39	3	0	0	0	0	0	610
10:00	8	12	42	150	184	111	38	4	1	0	0	0	1	551
11:00	8	10	48	184	190	138	34	2	0	0	0	0	1	615
12:00 PM	14	8	53	158	227	146	51	2	0	0	0	0	1	660
1:00	7	19	79	179	161	131	39	9	0	1	0	0	0	625
2:00	4	5	39	152	228	165	54	4	0	0	0	0	1	652
3:00	3	8	38	152	183	157	69	16	1	0	0	0	0	627
4:00	10	4	30	121	195	168	133	13	3	0	0	0	0	677
5:00	9	3	21	102	183	169	108	26	5	0	0	0	0	626
6:00	2	1	12	59	138	141	90	17	3	0	0	0	0	463
7:00	2	5	20	86	90	85	71	13	1	0	0	0	0	373
8:00	0	2	11	33	62	75	29	9	1	0	0	0	0	222
9:00	0	1	7	37	50	61	18	7	1	0	0	0	0	182
10:00	0	1	5	16	26	35	31	4	1	0	0	0	0	119
11:00	0	1	2	19	14	20	9	1	0	0	0	0	0	66
Total	74	117	523	2004	2542	1941	890	142	17	1	0	0	4	8255

TWO RIVERS-OTTAUQUECHEE REGIONAL COMMISSION

128 King Farm Road
Woodstock, VT 05091
(802) 457-3188

Site Code: Town of Hartford
Station ID: US5
Location 1: Tafts Flats by Blodgett's Supply
Location 2:
Latitude: 0.000000
Longitude: 0.000000
Direction: Combined

File Name: untitled_0
Date Printed: 8/16/2023
Start Date: 7/27/2023
End Date: 8/9/2023
GPS Accuracy: 0 ft
Location Verified: No

7/29/2023 Time	0 - 15 MPH	> 15 - 20 MPH	> 20 - 25 MPH	> 25 - 30 MPH	> 30 - 35 MPH	> 35 - 40 MPH	> 40 - 45 MPH	> 45 - 50 MPH	> 50 - 55 MPH	> 55 - 60 MPH	> 60 - 65 MPH	> 65 - 70 MPH	> 70 MPH	Total
12:00 AM	0	0	1	8	12	5	2	1	0	0	0	0	0	29
1:00	0	1	0	3	6	8	1	2	0	0	0	0	0	21
2:00	0	0	0	2	3	1	2	0	0	0	0	0	0	8
3:00	0	1	2	3	2	5	0	0	0	0	0	0	0	13
4:00	0	0	1	2	2	3	2	1	0	0	0	0	0	11
5:00	0	0	5	6	10	12	3	0	0	0	0	0	0	36
6:00	0	2	7	16	19	10	9	0	1	0	0	0	0	64
7:00	0	2	9	33	40	40	21	1	0	0	0	0	0	146
8:00	2	3	16	62	100	65	54	10	0	0	0	0	0	312
9:00	3	4	17	98	138	132	81	15	1	0	0	0	0	489
10:00	2	3	26	133	207	134	92	21	1	0	0	0	0	619
11:00	4	5	37	150	203	157	95	17	0	1	0	0	0	669
12:00 PM	6	9	38	132	169	147	78	24	3	0	0	0	0	606
1:00	0	2	29	95	182	144	64	11	4	0	0	0	0	531
2:00	0	1	15	86	136	124	90	12	1	0	0	0	0	465
3:00	2	5	14	85	155	133	78	11	1	1	0	0	0	485
4:00	0	3	55	128	114	51	24	4	2	2	0	0	0	383
5:00	0	2	13	38	74	97	88	48	12	3	2	2	0	379
6:00	1	1	8	14	75	83	77	39	8	2	1	0	0	309
7:00	2	3	6	16	59	67	68	19	2	0	0	1	0	243
8:00	0	1	8	27	36	39	32	9	0	0	0	0	0	152
9:00	0	1	5	23	43	49	16	4	1	1	1	0	0	144
10:00	0	1	4	13	31	32	10	3	0	0	0	0	0	94
11:00	0	0	0	10	13	11	7	1	0	0	0	0	0	42
Total	22	50	316	1183	1829	1549	994	253	37	10	4	3	0	6250

TWO RIVERS-OTTAUQUECHEE REGIONAL COMMISSION
128 King Farm Road
Woodstock, VT 05091
(802) 457-3188

Site Code: Town of Hartford
Station ID: US5
Location 1: Tafts Flats by Blodgett's Supply
Location 2:
Latitude: 0.000000
Longitude: 0.000000
Direction: Combined

File Name: untitled_0
Date Printed: 8/16/2023
Start Date: 7/27/2023
End Date: 8/9/2023
GPS Accuracy: 0 ft
Location Verified: No

7/30/2023 Time	0 - 15 MPH	> 15 - 20 MPH	> 20 - 25 MPH	> 25 - 30 MPH	> 30 - 35 MPH	> 35 - 40 MPH	> 40 - 45 MPH	> 45 - 50 MPH	> 50 - 55 MPH	> 55 - 60 MPH	> 60 - 65 MPH	> 65 - 70 MPH	> 70 MPH	Total
12:00 AM	0	0	1	4	13	8	2	0	0	0	0	0	0	28
1:00	0	0	1	4	7	3	1	0	0	0	0	0	0	16
2:00	0	0	1	1	6	3	0	0	0	0	0	0	0	11
3:00	0	1	2	3	1	3	1	0	0	0	0	0	0	11
4:00	0	0	1	0	3	1	0	0	0	0	0	0	0	5
5:00	0	0	2	2	17	9	5	0	0	0	0	0	0	35
6:00	0	1	1	10	13	15	1	2	0	0	0	0	0	43
7:00	1	1	5	25	62	29	10	2	0	0	0	0	0	135
8:00	1	2	9	33	82	50	23	2	0	0	0	0	0	202
9:00	1	9	23	61	111	82	32	7	0	0	0	0	0	326
10:00	1	14	26	113	96	88	38	4	0	0	0	0	0	380
11:00	5	8	40	114	124	84	29	5	0	0	0	0	0	409
12:00 PM	2	6	52	133	126	103	35	3	0	0	0	0	0	460
1:00	1	5	19	85	123	120	79	21	3	0	0	0	0	456
2:00	3	1	15	74	113	112	60	20	4	0	0	0	0	402
3:00	1	0	10	80	142	116	67	22	2	0	0	0	0	440
4:00	3	6	9	72	103	105	73	16	1	2	0	0	0	390
5:00	2	0	10	64	99	85	80	24	4	0	0	0	0	368
6:00	0	2	8	47	103	70	50	12	0	0	0	0	0	292
7:00	0	0	5	44	74	73	35	12	1	0	0	0	0	244
8:00	0	1	7	41	49	60	36	5	1	0	0	0	0	200
9:00	0	1	5	30	33	29	19	2	0	0	0	0	0	119
10:00	0	0	3	17	17	16	9	5	0	0	0	0	0	67
11:00	0	0	3	10	12	10	5	1	0	0	0	0	0	41
Total	21	58	258	1067	1529	1274	690	165	16	2	0	0	0	5080

TWO RIVERS-OTTAUQUECHEE REGIONAL COMMISSION

128 King Farm Road
Woodstock, VT 05091
(802) 457-3188

Site Code: Town of Hartford
Station ID: US5
Location 1: Tafts Flats by Blodgett's Supply
Location 2:
Latitude: 0.000000
Longitude: 0.000000
Direction: Combined

File Name: untitled_0
Date Printed: 8/16/2023
Start Date: 7/27/2023
End Date: 8/9/2023
GPS Accuracy: 0 ft
Location Verified: No

7/31/2023 Time	0 - 15 MPH	> 15 - 20 MPH	> 20 - 25 MPH	> 25 - 30 MPH	> 30 - 35 MPH	> 35 - 40 MPH	> 40 - 45 MPH	> 45 - 50 MPH	> 50 - 55 MPH	> 55 - 60 MPH	> 60 - 65 MPH	> 65 - 70 MPH	> 70 MPH	Total
12:00 AM	0	0	1	3	10	3	3	1	0	0	0	0	0	21
1:00	0	3	1	0	9	5	2	0	0	0	0	0	0	20
2:00	0	0	0	3	0	3	2	0	0	0	0	0	0	8
3:00	0	1	0	2	4	4	2	0	0	0	0	0	0	13
4:00	0	0	1	3	8	5	3	0	0	0	0	0	0	20
5:00	0	2	2	17	29	13	8	1	1	0	0	0	0	73
6:00	1	5	10	29	56	26	19	3	2	0	0	0	0	151
7:00	2	3	15	98	116	76	29	4	0	0	0	0	0	343
8:00	1	5	30	182	177	118	46	3	1	0	0	0	0	563
9:00	2	7	31	150	148	109	55	6	1	0	0	0	0	509
10:00	5	17	47	137	172	114	62	8	0	0	0	0	1	563
11:00	8	10	36	166	154	151	81	16	0	0	0	0	0	622
12:00 PM	9	7	37	146	144	154	63	10	0	0	0	0	0	570
1:00	3	17	62	161	142	126	73	11	2	1	0	0	0	598
2:00	4	10	19	155	151	139	72	12	1	0	0	0	0	563
3:00	1	8	37	167	194	139	58	18	2	0	0	0	0	624
4:00	4	16	58	199	238	182	47	10	1	0	0	0	0	755
5:00	1	4	20	100	195	174	110	18	6	0	0	0	0	628
6:00	1	2	16	65	114	110	85	15	2	1	0	0	0	411
7:00	1	3	9	40	69	79	42	9	1	0	0	0	0	253
8:00	0	0	14	31	48	65	26	7	1	0	0	0	0	192
9:00	0	1	11	30	30	40	11	0	1	1	0	0	0	125
10:00	0	0	3	7	12	23	10	0	0	0	0	0	0	55
11:00	0	0	1	7	12	16	5	0	0	0	0	0	0	41
Total	43	121	461	1898	2232	1874	914	152	22	3	0	0	1	7721

TWO RIVERS-OTTAUQUECHEE REGIONAL COMMISSION

128 King Farm Road
Woodstock, VT 05091
(802) 457-3188

Site Code: Town of Hartford
Station ID: US5
Location 1: Tafts Flats by Blodgett's Supply
Location 2:
Latitude: 0.000000
Longitude: 0.000000
Direction: Combined

File Name: untitled_0
Date Printed: 8/16/2023
Start Date: 7/27/2023
End Date: 8/9/2023
GPS Accuracy: 0 ft
Location Verified: No

8/1/2023 Time	0 - 15 MPH	> 15 - 20 MPH	> 20 - 25 MPH	> 25 - 30 MPH	> 30 - 35 MPH	> 35 - 40 MPH	> 40 - 45 MPH	> 45 - 50 MPH	> 50 - 55 MPH	> 55 - 60 MPH	> 60 - 65 MPH	> 65 - 70 MPH	> 70 MPH	Total
12:00 AM	0	0	0	2	5	3	2	2	0	0	0	0	0	14
1:00	0	1	2	7	5	3	1	1	0	0	0	0	0	20
2:00	0	0	3	1	4	3	1	0	0	0	0	0	0	12
3:00	0	0	2	0	3	4	1	1	0	0	0	0	0	11
4:00	0	3	2	4	4	8	1	2	0	0	0	0	0	24
5:00	0	1	5	22	26	14	3	2	1	0	0	0	0	74
6:00	3	4	7	43	58	35	29	2	2	0	0	0	0	183
7:00	2	9	28	98	131	69	29	5	0	0	0	0	0	371
8:00	5	3	27	176	228	119	51	7	0	0	0	0	0	616
9:00	3	5	18	138	172	121	52	9	1	0	0	0	0	519
10:00	4	7	19	132	192	130	46	12	1	0	0	0	0	543
11:00	1	10	51	166	166	156	87	8	0	0	0	0	0	645
12:00 PM	15	15	43	162	186	166	85	14	0	0	0	0	0	686
1:00	10	8	35	166	145	132	81	19	2	4	0	0	0	602
2:00	4	4	42	157	181	152	72	16	3	0	0	0	0	631
3:00	4	8	46	144	207	160	75	17	2	1	0	0	0	664
4:00	7	6	51	157	232	209	84	16	1	1	0	0	0	764
5:00	3	3	28	121	181	175	115	32	2	1	0	0	1	662
6:00	2	2	12	67	141	137	67	18	1	0	0	0	0	447
7:00	1	3	7	60	81	109	63	16	0	0	0	0	0	340
8:00	0	2	8	38	53	58	27	4	2	0	0	0	0	192
9:00	0	1	8	17	32	32	15	3	0	0	0	0	0	108
10:00	1	0	7	12	11	30	7	3	0	1	0	0	0	72
11:00	0	0	0	1	12	12	6	0	2	0	0	0	0	33
Total	65	95	451	1891	2456	2037	1000	209	20	8	0	0	1	8233

TWO RIVERS-OTTAUQUECHEE REGIONAL COMMISSION

128 King Farm Road
Woodstock, VT 05091
(802) 457-3188

Site Code: Town of Hartford
Station ID: US5
Location 1: Tafts Flats by Blodgett's Supply
Location 2:
Latitude: 0.000000
Longitude: 0.000000
Direction: Combined

File Name: untitled_0
Date Printed: 8/16/2023
Start Date: 7/27/2023
End Date: 8/9/2023
GPS Accuracy: 0 ft
Location Verified: No

8/2/2023 Time	0 - 15 MPH	> 15 - 20 MPH	> 20 - 25 MPH	> 25 - 30 MPH	> 30 - 35 MPH	> 35 - 40 MPH	> 40 - 45 MPH	> 45 - 50 MPH	> 50 - 55 MPH	> 55 - 60 MPH	> 60 - 65 MPH	> 65 - 70 MPH	> 70 MPH	Total
12:00 AM	0	0	2	5	6	7	5	3	0	1	0	0	0	29
1:00	0	1	1	2	5	2	1	0	1	0	0	0	0	13
2:00	0	0	0	2	7	2	3	1	0	0	0	0	0	15
3:00	0	0	1	3	4	6	2	1	0	0	0	0	0	17
4:00	0	0	1	5	5	3	0	0	0	0	0	0	0	14
5:00	0	0	8	17	25	26	6	1	1	0	0	0	0	84
6:00	0	8	6	31	64	43	14	3	0	1	0	0	0	170
7:00	2	7	19	92	129	69	19	1	0	0	0	0	0	338
8:00	11	5	29	155	211	125	32	9	1	0	0	0	0	578
9:00	2	6	24	131	214	121	46	7	1	0	0	0	0	552
10:00	1	7	33	120	198	125	53	3	0	1	0	0	0	541
11:00	5	11	47	120	162	159	83	11	2	0	0	0	0	600
12:00 PM	4	7	44	151	171	180	95	21	1	0	0	0	0	674
1:00	4	8	28	155	161	131	75	16	3	0	0	0	0	581
2:00	8	4	33	141	167	141	79	14	1	0	0	0	0	588
3:00	11	7	34	153	196	155	95	24	0	0	1	0	0	676
4:00	11	11	54	163	215	191	129	24	3	0	0	0	1	802
5:00	3	4	18	108	178	176	134	28	3	0	1	0	0	653
6:00	4	2	8	62	133	122	81	25	1	0	0	0	0	438
7:00	5	4	12	46	77	84	63	7	1	0	0	0	0	299
8:00	0	3	2	34	73	66	39	6	1	0	0	0	0	224
9:00	0	1	3	22	35	58	16	9	0	0	0	0	0	144
10:00	0	1	1	12	17	24	7	3	1	1	0	0	0	67
11:00	0	0	1	10	10	13	5	2	0	0	0	0	0	41
Total	71	97	409	1740	2463	2029	1082	219	21	4	2	0	1	8138

TWO RIVERS-OTTAUQUECHEE REGIONAL COMMISSION

128 King Farm Road
Woodstock, VT 05091
(802) 457-3188

Site Code: Town of Hartford
Station ID: US5
Location 1: Tafts Flats by Blodgett's Supply
Location 2:
Latitude: 0.000000
Longitude: 0.000000
Direction: Combined

File Name: untitled_0
Date Printed: 8/16/2023
Start Date: 7/27/2023
End Date: 8/9/2023
GPS Accuracy: 0 ft
Location Verified: No

8/3/2023 Time	0 - 15 MPH	> 15 - 20 MPH	> 20 - 25 MPH	> 25 - 30 MPH	> 30 - 35 MPH	> 35 - 40 MPH	> 40 - 45 MPH	> 45 - 50 MPH	> 50 - 55 MPH	> 55 - 60 MPH	> 60 - 65 MPH	> 65 - 70 MPH	> 70 MPH	Total
12:00 AM	0	0	3	5	5	8	3	3	0	0	0	0	0	27
1:00	0	0	1	3	7	5	3	0	0	0	0	0	0	19
2:00	0	0	0	3	4	2	1	0	0	0	0	0	0	10
3:00	0	2	2	4	6	2	3	0	0	0	0	0	0	19
4:00	0	0	0	5	6	4	5	0	0	0	0	0	0	20
5:00	0	1	7	19	26	14	8	2	0	0	0	0	0	77
6:00	0	4	11	41	53	48	11	7	0	0	0	0	0	175
7:00	6	5	20	92	121	66	38	5	0	0	0	0	0	353
8:00	6	13	35	204	159	121	67	4	0	0	0	0	0	609
9:00	0	12	32	115	149	115	45	6	0	0	0	0	0	474
10:00	2	11	32	139	166	121	65	9	2	0	0	0	1	548
11:00	13	9	43	150	156	137	89	16	2	0	0	0	0	615
12:00 PM	0	4	47	173	198	148	93	18	2	0	0	0	0	683
1:00	4	12	45	174	148	114	67	19	5	0	0	0	0	588
2:00	2	8	56	156	153	145	88	23	0	0	0	0	0	631
3:00	8	4	48	167	177	146	99	18	2	0	0	0	0	669
4:00	7	7	45	192	221	175	84	18	1	0	0	0	0	750
5:00	6	4	19	113	180	162	94	16	2	0	0	1	0	597
6:00	2	2	12	72	124	100	75	24	2	0	0	0	0	413
7:00	0	2	16	57	89	100	71	17	4	0	0	0	0	356
8:00	2	2	12	43	37	63	31	11	0	0	0	0	0	201
9:00	0	1	3	22	25	42	25	4	2	0	0	0	0	124
10:00	0	1	3	14	14	25	15	4	0	0	0	0	0	76
11:00	0	1	5	4	10	17	7	0	0	1	0	0	0	45
Total	58	105	497	1967	2234	1880	1087	224	24	1	0	1	1	8079

TWO RIVERS-OTTAUQUECHEE REGIONAL COMMISSION

128 King Farm Road
Woodstock, VT 05091
(802) 457-3188

Site Code: Town of Hartford
Station ID: US5
Location 1: Tafts Flats by Blodgett's Supply
Location 2:
Latitude: 0.000000
Longitude: 0.000000
Direction: Combined

File Name: untitled_0
Date Printed: 8/16/2023
Start Date: 7/27/2023
End Date: 8/9/2023
GPS Accuracy: 0 ft
Location Verified: No

8/4/2023 Time	0 - 15 MPH	> 15 - 20 MPH	> 20 - 25 MPH	> 25 - 30 MPH	> 30 - 35 MPH	> 35 - 40 MPH	> 40 - 45 MPH	> 45 - 50 MPH	> 50 - 55 MPH	> 55 - 60 MPH	> 60 - 65 MPH	> 65 - 70 MPH	> 70 MPH	Total
12:00 AM	0	1	0	3	8	10	5	1	1	0	0	0	0	29
1:00	0	0	0	2	5	6	2	0	0	0	0	0	0	15
2:00	0	0	1	5	7	4	2	1	0	0	0	0	0	20
3:00	0	1	1	4	3	7	1	0	0	0	0	0	0	17
4:00	0	0	0	6	14	2	3	0	0	0	0	0	0	25
5:00	2	3	5	23	28	7	1	0	1	0	0	0	0	70
6:00	0	2	7	45	71	25	10	1	0	0	0	0	0	161
7:00	0	3	16	91	122	70	11	3	0	0	0	0	0	316
8:00	3	2	44	181	156	111	31	4	0	0	0	0	0	532
9:00	2	7	48	153	215	111	43	3	1	0	0	0	0	583
10:00	4	6	66	170	154	82	26	7	1	2	0	1	0	519
11:00	3	15	41	167	187	148	67	19	2	1	0	0	0	650
12:00 PM	8	9	44	155	162	129	115	30	2	5	2	0	0	661
1:00	4	13	25	155	180	128	90	8	3	0	1	0	0	607
2:00	3	14	56	166	179	128	68	18	3	0	0	0	0	635
3:00	9	4	29	107	143	146	87	52	35	19	17	7	8	663
4:00	6	6	18	88	198	189	154	77	33	9	2	0	0	780
5:00	2	1	10	27	49	94	123	107	80	39	11	8	12	563
6:00	2	0	1	14	33	65	92	93	45	31	10	6	11	403
7:00	0	0	0	3	14	33	63	76	38	11	6	1	0	245
8:00	0	0	6	7	23	43	71	58	12	3	0	0	0	223
9:00	0	0	2	7	19	30	27	19	3	0	0	0	0	107
10:00	0	0	3	8	13	29	23	9	1	0	0	0	0	86
11:00	0	0	3	9	7	15	14	12	0	0	0	0	0	60
Total	48	87	426	1596	1990	1612	1129	598	261	120	49	23	31	7970

TWO RIVERS-OTTAUQUECHEE REGIONAL COMMISSION

128 King Farm Road
Woodstock, VT 05091
(802) 457-3188

Site Code: Town of Hartford
Station ID: US5
Location 1: Tafts Flats by Blodgett's Supply
Location 2:
Latitude: 0.000000
Longitude: 0.000000
Direction: Combined

File Name: untitled_0
Date Printed: 8/16/2023
Start Date: 7/27/2023
End Date: 8/9/2023
GPS Accuracy: 0 ft
Location Verified: No

8/5/2023 Time	0 - 15 MPH	> 15 - 20 MPH	> 20 - 25 MPH	> 25 - 30 MPH	> 30 - 35 MPH	> 35 - 40 MPH	> 40 - 45 MPH	> 45 - 50 MPH	> 50 - 55 MPH	> 55 - 60 MPH	> 60 - 65 MPH	> 65 - 70 MPH	> 70 MPH	Total
12:00 AM	0	0	2	6	6	6	4	4	0	0	0	0	0	28
1:00	0	0	1	3	3	1	3	2	0	0	0	0	0	13
2:00	0	0	0	1	2	2	0	0	0	0	0	0	0	5
3:00	0	1	2	2	3	5	1	1	0	0	0	0	0	15
4:00	0	0	2	0	1	5	1	2	1	0	0	0	0	12
5:00	0	0	1	4	11	14	6	2	0	1	0	0	0	39
6:00	0	2	3	7	27	24	16	3	1	1	0	0	0	84
7:00	0	1	7	10	50	36	28	13	1	1	0	0	0	147
8:00	0	4	18	45	100	58	61	32	2	0	0	0	0	320
9:00	1	2	5	57	153	124	86	28	4	3	0	0	0	463
10:00	0	3	17	88	190	136	105	27	5	0	0	0	0	571
11:00	4	4	17	126	214	154	135	42	12	1	0	0	0	709
12:00 PM	4	2	24	93	156	103	125	59	10	2	0	0	0	578
1:00	3	3	18	86	131	90	99	68	13	2	1	0	0	514
2:00	1	4	19	92	135	84	123	81	8	1	0	0	0	548
3:00	1	2	14	68	124	96	127	69	18	4	0	0	1	524
4:00	4	3	11	45	106	79	96	49	13	3	0	0	0	409
5:00	0	2	11	65	101	56	88	58	15	0	1	0	0	397
6:00	3	7	11	46	108	71	92	53	8	0	1	0	0	400
7:00	2	2	12	40	71	43	88	28	7	0	0	0	0	293
8:00	0	3	7	30	44	41	40	16	3	1	0	1	0	186
9:00	0	2	9	34	35	23	29	18	0	0	0	0	0	150
10:00	0	1	2	8	14	28	23	8	0	0	0	0	0	84
11:00	0	0	4	14	15	18	14	6	1	0	0	0	0	72
Total	23	48	217	970	1800	1297	1390	669	122	20	3	1	1	6561

TWO RIVERS-OTTAUQUECHEE REGIONAL COMMISSION

128 King Farm Road
Woodstock, VT 05091
(802) 457-3188

Site Code: Town of Hartford
Station ID: US5
Location 1: Tafts Flats by Blodgett's Supply
Location 2:
Latitude: 0.000000
Longitude: 0.000000
Direction: Combined

File Name: untitled_0
Date Printed: 8/16/2023
Start Date: 7/27/2023
End Date: 8/9/2023
GPS Accuracy: 0 ft
Location Verified: No

8/6/2023 Time	0 - 15 MPH	> 15 - 20 MPH	> 20 - 25 MPH	> 25 - 30 MPH	> 30 - 35 MPH	> 35 - 40 MPH	> 40 - 45 MPH	> 45 - 50 MPH	> 50 - 55 MPH	> 55 - 60 MPH	> 60 - 65 MPH	> 65 - 70 MPH	> 70 MPH	Total
12:00 AM	0	0	4	8	5	6	8	3	1	0	0	0	0	35
1:00	0	0	0	2	3	2	7	1	0	1	0	0	0	16
2:00	0	0	0	3	2	5	4	0	0	0	0	0	0	14
3:00	0	1	1	1	5	5	0	0	1	0	0	0	0	14
4:00	0	0	2	1	3	3	0	1	1	0	0	0	0	11
5:00	0	1	1	5	7	10	6	1	0	0	0	0	0	31
6:00	0	0	4	12	21	15	8	3	0	0	0	0	0	63
7:00	0	2	6	14	36	21	14	10	3	0	0	0	0	106
8:00	0	1	7	34	60	49	36	8	2	0	0	0	0	197
9:00	1	1	5	39	80	61	64	31	10	0	0	0	0	292
10:00	2	4	13	70	101	70	75	23	4	0	0	0	0	362
11:00	2	3	13	63	116	80	93	30	7	1	0	0	0	408
12:00 PM	3	5	12	99	140	87	101	52	8	3	0	0	0	510
1:00	3	4	16	60	123	65	95	45	12	3	0	0	0	426
2:00	0	3	10	60	100	61	89	63	11	3	0	0	1	401
3:00	1	1	17	76	130	81	110	54	9	2	1	0	0	482
4:00	2	2	13	53	104	72	90	37	14	2	1	1	0	391
5:00	2	2	12	54	83	58	97	47	11	0	0	0	0	366
6:00	0	1	15	37	83	71	60	36	10	2	0	0	0	315
7:00	1	2	8	35	54	51	61	20	7	0	0	0	0	239
8:00	0	2	9	35	36	42	38	14	3	0	0	0	0	179
9:00	0	0	2	23	30	29	31	14	1	0	0	0	0	130
10:00	0	1	7	12	18	22	10	3	2	0	0	0	0	75
11:00	0	0	0	4	12	7	5	4	0	0	0	0	0	32
Total	17	36	177	800	1352	973	1102	500	117	17	2	1	1	5095

TWO RIVERS-OTTAUQUECHEE REGIONAL COMMISSION

128 King Farm Road
Woodstock, VT 05091
(802) 457-3188

Site Code: Town of Hartford
Station ID: US5
Location 1: Tafts Flats by Blodgett's Supply
Location 2:
Latitude: 0.000000
Longitude: 0.000000
Direction: Combined

File Name: untitled_0
Date Printed: 8/16/2023
Start Date: 7/27/2023
End Date: 8/9/2023
GPS Accuracy: 0 ft
Location Verified: No

8/7/2023 Time	0 - 15 MPH	> 15 - 20 MPH	> 20 - 25 MPH	> 25 - 30 MPH	> 30 - 35 MPH	> 35 - 40 MPH	> 40 - 45 MPH	> 45 - 50 MPH	> 50 - 55 MPH	> 55 - 60 MPH	> 60 - 65 MPH	> 65 - 70 MPH	> 70 MPH	Total
12:00 AM	0	0	1	5	5	5	3	1	0	0	0	0	0	20
1:00	0	0	0	1	4	4	1	0	0	0	0	0	0	10
2:00	0	0	1	4	4	2	4	3	0	0	0	0	0	18
3:00	0	1	1	3	2	4	0	2	1	0	0	0	0	14
4:00	0	0	0	4	7	6	3	0	0	0	0	0	0	20
5:00	0	2	4	12	25	14	7	3	1	0	0	0	0	68
6:00	2	3	3	36	55	32	23	12	2	0	0	0	1	169
7:00	3	4	12	86	113	61	46	14	2	0	0	0	0	341
8:00	3	2	22	129	139	110	58	18	5	1	0	0	0	487
9:00	2	11	41	155	161	112	50	10	2	0	0	0	2	546
10:00	4	9	38	145	205	131	31	4	0	0	0	1	0	568
11:00	5	9	34	155	149	135	76	12	2	0	0	0	0	577
12:00 PM	4	12	31	166	160	148	74	13	0	1	0	1	0	610
1:00	1	3	48	177	212	115	20	4	0	0	0	0	0	580
2:00	4	9	52	141	150	98	72	19	4	1	0	0	0	550
3:00	5	8	30	161	161	127	98	21	3	1	0	0	0	615
4:00	0	5	30	163	187	186	78	25	2	0	0	0	0	676
5:00	3	1	11	102	159	165	97	18	2	0	0	0	0	558
6:00	0	3	8	61	106	93	62	8	1	0	0	0	0	342
7:00	0	0	7	34	77	75	25	7	3	0	1	0	3	232
8:00	0	2	6	22	31	38	12	4	0	1	0	0	0	116
9:00	0	0	9	32	27	11	10	4	0	0	0	0	0	93
10:00	0	1	7	16	14	16	6	1	2	0	0	0	0	63
11:00	0	1	1	12	9	8	2	1	0	0	0	0	0	34
Total	36	86	397	1822	2162	1696	858	204	32	5	1	2	6	7307

TWO RIVERS-OTTAUQUECHEE REGIONAL COMMISSION

128 King Farm Road
Woodstock, VT 05091
(802) 457-3188

Site Code: Town of Hartford
Station ID: US5
Location 1: Tafts Flats by Blodgett's Supply
Location 2:
Latitude: 0.000000
Longitude: 0.000000
Direction: Combined

File Name: untitled_0
Date Printed: 8/16/2023
Start Date: 7/27/2023
End Date: 8/9/2023
GPS Accuracy: 0 ft
Location Verified: No

8/8/2023 Time	0 - 15 MPH	> 15 - 20 MPH	> 20 - 25 MPH	> 25 - 30 MPH	> 30 - 35 MPH	> 35 - 40 MPH	> 40 - 45 MPH	> 45 - 50 MPH	> 50 - 55 MPH	> 55 - 60 MPH	> 60 - 65 MPH	> 65 - 70 MPH	> 70 MPH	Total
12:00 AM	0	0	1	5	6	11	3	1	0	0	0	0	0	27
1:00	0	0	0	3	1	1	0	0	0	0	0	0	0	5
2:00	0	1	2	1	2	2	3	0	0	0	0	0	0	11
3:00	0	0	0	4	4	3	1	0	0	0	0	0	0	12
4:00	0	3	0	5	5	6	2	0	0	0	0	0	0	21
5:00	0	1	6	20	21	15	5	3	1	0	1	0	0	73
6:00	0	5	8	38	53	32	24	13	2	0	0	0	0	175
7:00	2	3	20	98	119	62	38	12	2	0	0	0	0	356
8:00	5	11	31	177	164	98	50	9	0	0	0	0	0	545
9:00	2	9	29	132	163	118	61	11	3	0	0	0	0	528
10:00	1	6	46	127	143	122	79	20	2	0	0	0	0	546
11:00	18	12	47	189	166	141	92	13	2	0	0	0	0	680
12:00 PM	2	5	41	168	169	134	118	34	4	0	0	0	0	675
1:00	5	5	38	128	136	115	114	31	5	0	0	0	0	577
2:00	2	20	37	126	183	116	75	12	4	2	0	0	0	577
3:00	10	7	38	132	160	122	134	33	4	1	0	0	0	641
4:00	11	10	41	168	196	170	123	32	2	1	0	0	0	754
5:00	12	1	14	99	178	155	134	40	12	1	0	0	1	647
6:00	3	4	11	64	103	94	72	29	6	0	0	0	0	386
7:00	0	1	12	36	55	85	77	23	1	0	0	0	0	290
8:00	1	4	15	29	47	38	31	13	0	0	0	0	0	178
9:00	0	2	5	20	26	31	26	13	0	0	0	0	0	123
10:00	0	0	7	11	15	19	15	5	0	0	0	0	0	72
11:00	0	0	6	6	19	7	10	7	1	0	0	0	0	56
Total	74	110	455	1786	2134	1697	1287	354	51	5	1	0	1	7955

TWO RIVERS-OTTAUQUECHEE REGIONAL COMMISSION

128 King Farm Road
Woodstock, VT 05091
(802) 457-3188

Site Code: Town of Hartford
Station ID: US5
Location 1: Tafts Flats by Blodgett's Supply
Location 2:
Latitude: 0.000000
Longitude: 0.000000
Direction: Combined

File Name: untitled_0
Date Printed: 8/16/2023
Start Date: 7/27/2023
End Date: 8/9/2023
GPS Accuracy: 0 ft
Location Verified: No

8/9/2023 Time	0 - 15 MPH	> 15 - 20 MPH	> 20 - 25 MPH	> 25 - 30 MPH	> 30 - 35 MPH	> 35 - 40 MPH	> 40 - 45 MPH	> 45 - 50 MPH	> 50 - 55 MPH	> 55 - 60 MPH	> 60 - 65 MPH	> 65 - 70 MPH	> 70 MPH	Total
12:00 AM	0	0	2	1	3	4	5	1	0	0	0	0	0	16
1:00	0	0	1	4	5	2	1	1	0	0	0	0	0	14
2:00	0	0	0	4	3	1	1	0	0	0	0	0	0	9
3:00	0	2	0	2	5	7	2	1	0	0	0	0	0	19
4:00	0	0	0	3	11	8	2	1	0	0	0	0	0	25
5:00	0	3	9	12	21	7	16	1	0	0	0	0	0	69
6:00	0	4	9	36	65	28	16	16	3	2	0	0	0	179
7:00	2	2	18	117	123	60	49	8	3	0	0	0	0	382
8:00	4	8	44	154	157	108	78	25	1	1	0	0	0	580
9:00	0	5	35	151	111	107	76	26	3	0	0	0	0	514
10:00	1	4	23	164	145	124	76	25	6	0	0	0	0	568
11:00	4	6	47	172	123	136	100	41	7	0	0	0	0	636
12:00 PM	7	17	51	144	138	135	114	37	5	0	0	0	0	648
1:00	2	11	35	147	153	108	97	63	10	0	0	0	0	626
2:00	2	10	34	181	135	119	119	42	6	0	0	0	0	648
3:00	6	5	26	151	164	147	118	46	10	1	0	0	0	674
4:00	16	14	50	145	179	157	113	38	12	1	1	0	0	726
5:00	7	15	49	160	124	134	123	51	6	3	2	0	0	674
6:00	4	12	51	90	105	82	69	29	8	0	0	0	0	450
7:00	6	10	28	69	49	63	55	18	8	0	0	0	0	306
8:00	0	3	14	33	38	40	48	14	3	0	0	0	0	193
9:00	0	0	7	26	33	30	27	10	1	0	0	0	0	134
10:00	0	0	3	12	12	21	14	8	1	0	0	0	0	71
11:00	0	0	0	8	14	11	14	1	0	0	0	0	0	48
Total	61	131	536	1986	1916	1639	1333	503	93	8	3	0	0	8209
Grand Total	675	1256	5715	23060	29346	23244	14263	4263	850	207	69	31	49	103028

Stats	Percentile	15th	50th	85th	95th
	Speed	27	33	41	45

Mean Speed (Average)	34.0
10 MPH Pace Speed	30-39
Number in Pace	52587
Percent in Pace	51.0%
Number > 30 MPH	72317
Percent > 30 MPH	70.2%

TWO RIVERS-OTTAUQUECHEE REGIONAL COMMISSION

128 King Farm Road
Woodstock, VT 05091
(802) 457-3188

Site Code: Town of Hartford
Station ID: US5
Location 1: Wilder, by Ravenswood Terr
Location 2:
Latitude: 0.000000
Longitude: 0.000000
Direction: Southbound

File Name: untitled_0
Date Printed: 8/16/2023
Start Date: 7/27/2023
End Date: 8/3/2023
GPS Accuracy: 0 ft
Location Verified: No

7/27/2023 Time	0 - 15 MPH	> 15 - 20 MPH	> 20 - 25 MPH	> 25 - 30 MPH	> 30 - 35 MPH	> 35 - 40 MPH	> 40 - 45 MPH	> 45 - 50 MPH	> 50 - 55 MPH	> 55 - 60 MPH	> 60 - 65 MPH	> 65 - 70 MPH	> 70 MPH	Total
12:00 AM	0	0	0	0	7	1	1	0	0	0	0	0	0	9
1:00	0	1	0	0	2	0	0	0	0	0	0	0	0	3
2:00	0	0	3	1	2	1	0	0	0	0	0	0	0	7
3:00	0	0	1	3	0	1	1	0	0	0	0	0	0	6
4:00	0	1	2	0	3	2	0	0	0	0	0	0	0	8
5:00	1	4	4	10	16	4	4	0	0	0	0	0	0	43
6:00	2	7	6	12	28	23	6	1	0	0	0	0	0	85
7:00	1	11	18	16	63	25	3	0	0	0	0	0	0	137
8:00	3	11	18	30	78	38	7	1	0	0	0	0	0	186
9:00	1	21	21	22	52	20	2	0	0	0	0	0	0	139
10:00	2	19	19	44	82	16	4	0	0	0	0	0	0	186
11:00	1	10	23	27	97	44	1	0	0	0	0	0	0	203
12:00 PM	3	8	21	28	98	30	6	0	0	0	0	0	0	194
1:00	2	12	14	29	90	38	5	0	0	0	0	0	0	190
2:00	1	8	21	29	80	50	10	3	0	0	0	0	0	202
3:00	3	12	16	15	104	49	4	0	0	0	0	0	0	203
4:00	3	16	29	29	124	37	2	0	0	0	0	0	0	240
5:00	1	10	20	17	79	41	5	1	0	0	0	0	0	174
6:00	0	10	11	9	51	40	6	0	0	0	0	0	0	127
7:00	0	9	9	7	50	29	3	2	0	0	0	0	0	109
8:00	0	7	3	9	27	5	0	2	0	0	0	0	0	53
9:00	0	4	2	7	13	7	0	0	0	0	0	0	0	33
10:00	0	2	6	2	6	2	0	0	0	0	0	0	0	18
11:00	0	0	2	0	3	2	0	0	0	0	0	0	0	7
Total	24	183	269	346	1155	505	70	10	0	0	0	0	0	2562

TWO RIVERS-OTTAUQUECHEE REGIONAL COMMISSION
128 King Farm Road
Woodstock, VT 05091
(802) 457-3188

Site Code: Town of Hartford
Station ID: US5
Location 1: Wilder, by Ravenswood Terr
Location 2:
Latitude: 0.000000
Longitude: 0.000000
Direction: Southbound

File Name: untitled_0
Date Printed: 8/16/2023
Start Date: 7/27/2023
End Date: 8/3/2023
GPS Accuracy: 0 ft
Location Verified: No

7/28/2023 Time	0 - 15 MPH	> 15 - 20 MPH	> 20 - 25 MPH	> 25 - 30 MPH	> 30 - 35 MPH	> 35 - 40 MPH	> 40 - 45 MPH	> 45 - 50 MPH	> 50 - 55 MPH	> 55 - 60 MPH	> 60 - 65 MPH	> 65 - 70 MPH	> 70 MPH	Total
12:00 AM	0	0	0	0	3	2	1	0	0	0	0	0	0	6
1:00	0	1	0	0	5	1	0	0	0	0	0	0	0	7
2:00	0	0	1	1	1	2	0	0	0	0	0	0	0	5
3:00	0	0	2	0	1	1	1	0	0	0	0	0	0	5
4:00	0	2	0	1	4	2	1	0	0	0	0	0	0	10
5:00	0	3	2	7	14	12	3	0	0	0	0	0	0	41
6:00	0	9	13	7	29	18	4	0	0	0	0	0	0	80
7:00	0	12	13	15	52	41	7	0	1	0	0	0	0	141
8:00	3	10	16	22	73	41	7	0	0	0	0	0	0	172
9:00	1	11	25	22	88	38	1	1	0	0	0	0	0	187
10:00	1	15	27	18	85	45	6	0	0	0	0	0	0	197
11:00	4	7	14	30	100	37	3	0	0	0	0	0	0	195
12:00 PM	2	17	22	22	84	44	2	0	0	0	0	0	0	193
1:00	1	17	20	19	76	46	8	0	0	0	0	0	0	187
2:00	6	15	30	29	69	35	5	0	0	0	0	0	0	189
3:00	2	21	19	22	69	39	7	1	0	0	0	0	0	180
4:00	0	14	35	23	97	35	9	0	0	0	0	0	0	213
5:00	1	17	22	22	78	46	11	0	1	0	0	0	0	198
6:00	0	12	13	12	48	24	4	0	1	0	0	0	0	114
7:00	1	8	5	18	48	24	0	1	0	0	0	0	0	105
8:00	1	2	3	11	39	9	2	0	0	0	0	0	0	67
9:00	1	1	6	6	13	7	1	1	0	0	0	0	0	36
10:00	0	1	1	2	12	4	0	1	0	0	0	0	0	21
11:00	0	2	1	0	12	3	0	0	0	0	0	0	0	18
Total	24	197	290	309	1100	556	83	5	3	0	0	0	0	2567

TWO RIVERS-OTTAUQUECHEE REGIONAL COMMISSION

128 King Farm Road
Woodstock, VT 05091
(802) 457-3188

Site Code: Town of Hartford
Station ID: US5
Location 1: Wilder, by Ravenswood Terr
Location 2:
Latitude: 0.000000
Longitude: 0.000000
Direction: Southbound

File Name: untitled_0
Date Printed: 8/16/2023
Start Date: 7/27/2023
End Date: 8/3/2023
GPS Accuracy: 0 ft
Location Verified: No

7/29/2023 Time	0 - 15 MPH	> 15 - 20 MPH	> 20 - 25 MPH	> 25 - 30 MPH	> 30 - 35 MPH	> 35 - 40 MPH	> 40 - 45 MPH	> 45 - 50 MPH	> 50 - 55 MPH	> 55 - 60 MPH	> 60 - 65 MPH	> 65 - 70 MPH	> 70 MPH	Total
12:00 AM	0	1	1	1	6	2	1	0	0	0	0	0	0	12
1:00	0	1	0	1	2	0	1	0	0	0	0	0	0	5
2:00	0	1	1	2	2	0	0	0	0	0	0	0	0	6
3:00	0	0	1	0	0	1	0	0	0	0	0	0	0	2
4:00	0	0	0	0	0	1	1	0	0	0	0	0	0	2
5:00	0	5	0	3	5	4	0	0	0	0	0	0	0	17
6:00	0	4	7	3	9	6	4	0	0	0	0	0	0	33
7:00	0	5	7	7	12	18	10	0	0	0	0	0	0	59
8:00	1	13	12	13	49	27	2	0	0	0	0	0	0	117
9:00	2	19	26	27	73	33	3	0	0	0	0	0	0	183
10:00	1	21	26	30	111	32	3	0	1	0	0	0	0	225
11:00	2	18	22	49	108	39	2	0	0	0	0	0	0	240
12:00 PM	1	18	19	21	83	49	7	0	0	0	0	0	0	198
1:00	0	8	8	12	80	50	5	1	0	0	0	0	0	164
2:00	0	9	21	19	58	40	6	1	0	0	0	0	0	154
3:00	2	8	17	28	73	23	3	0	0	0	0	0	0	154
4:00	0	7	11	10	33	37	5	1	0	0	0	0	0	104
5:00	0	4	13	7	32	22	4	3	0	0	0	0	0	85
6:00	0	9	15	8	26	17	3	1	0	0	0	0	0	79
7:00	0	3	3	6	26	17	7	2	0	0	0	0	0	64
8:00	1	0	5	15	14	8	0	0	1	0	0	0	0	44
9:00	1	7	2	6	11	4	0	0	0	0	0	0	0	31
10:00	0	2	2	1	6	3	1	1	0	0	0	0	0	16
11:00	0	0	0	1	5	4	0	0	0	0	0	0	0	10
Total	11	163	219	270	824	437	68	10	2	0	0	0	0	2004

TWO RIVERS-OTTAUQUECHEE REGIONAL COMMISSION

128 King Farm Road
Woodstock, VT 05091
(802) 457-3188

Site Code: Town of Hartford
Station ID: US5
Location 1: Wilder, by Ravenswood Terr
Location 2:
Latitude: 0.000000
Longitude: 0.000000
Direction: Southbound

File Name: untitled_0
Date Printed: 8/16/2023
Start Date: 7/27/2023
End Date: 8/3/2023
GPS Accuracy: 0 ft
Location Verified: No

7/30/2023 Time	0 - 15 MPH	> 15 - 20 MPH	> 20 - 25 MPH	> 25 - 30 MPH	> 30 - 35 MPH	> 35 - 40 MPH	> 40 - 45 MPH	> 45 - 50 MPH	> 50 - 55 MPH	> 55 - 60 MPH	> 60 - 65 MPH	> 65 - 70 MPH	> 70 MPH	Total
12:00 AM	1	0	0	1	3	3	1	0	0	0	0	0	0	9
1:00	0	0	0	1	3	1	0	0	0	0	0	0	0	5
2:00	0	0	0	0	1	0	0	0	0	0	0	0	0	1
3:00	0	1	1	0	4	0	0	0	0	0	0	0	0	6
4:00	0	0	0	0	3	0	0	0	0	0	0	0	0	3
5:00	0	2	2	2	3	2	1	0	0	0	0	0	0	12
6:00	1	2	3	4	8	8	1	0	0	0	0	0	0	27
7:00	0	5	5	3	23	13	5	0	0	0	0	0	0	54
8:00	1	5	8	7	27	20	5	1	0	0	0	0	0	74
9:00	1	13	11	17	44	34	3	1	0	0	0	0	0	124
10:00	0	5	16	9	68	36	6	1	0	0	0	0	0	141
11:00	0	11	6	22	65	28	3	1	0	0	0	0	0	136
12:00 PM	0	10	22	22	81	35	4	0	0	0	0	0	0	174
1:00	0	9	11	20	55	27	5	0	1	0	0	0	0	128
2:00	1	4	11	17	65	22	8	2	0	0	0	0	0	130
3:00	1	11	14	15	59	25	1	0	0	0	0	0	0	126
4:00	1	11	9	19	57	27	2	0	0	0	0	0	0	126
5:00	1	11	20	12	45	26	6	0	0	0	0	0	0	121
6:00	1	11	9	14	31	15	1	0	0	0	0	0	0	82
7:00	1	11	10	9	31	12	0	2	0	0	0	0	0	76
8:00	0	14	8	12	28	12	0	0	0	0	0	0	0	74
9:00	0	3	3	4	9	5	0	0	0	0	0	0	0	24
10:00	2	4	0	3	8	2	0	0	0	0	0	0	0	19
11:00	0	1	0	1	3	1	0	0	0	0	0	0	0	6
Total	12	144	169	214	724	354	52	8	1	0	0	0	0	1678

TWO RIVERS-OTTAUQUECHEE REGIONAL COMMISSION
128 King Farm Road
Woodstock, VT 05091
(802) 457-3188

Site Code: Town of Hartford
Station ID: US5
Location 1: Wilder, by Ravenswood Terr
Location 2:
Latitude: 0.000000
Longitude: 0.000000
Direction: Southbound

File Name: untitled_0
Date Printed: 8/16/2023
Start Date: 7/27/2023
End Date: 8/3/2023
GPS Accuracy: 0 ft
Location Verified: No

7/31/2023 Time	0 - 15 MPH	> 15 - 20 MPH	> 20 - 25 MPH	> 25 - 30 MPH	> 30 - 35 MPH	> 35 - 40 MPH	> 40 - 45 MPH	> 45 - 50 MPH	> 50 - 55 MPH	> 55 - 60 MPH	> 60 - 65 MPH	> 65 - 70 MPH	> 70 MPH	Total
12:00 AM	0	1	0	0	4	2	1	1	0	0	0	0	0	9
1:00	0	0	0	0	2	0	0	0	0	0	0	0	0	2
2:00	0	0	1	1	0	0	0	0	0	0	0	0	0	2
3:00	0	0	0	1	3	0	1	0	0	0	0	0	0	5
4:00	0	1	0	1	7	1	1	0	0	0	0	0	0	11
5:00	0	6	4	4	8	10	2	0	0	0	0	0	0	34
6:00	0	8	11	6	30	16	7	0	0	0	0	0	0	78
7:00	0	9	14	13	53	27	5	1	0	0	0	0	0	122
8:00	0	12	22	26	72	49	6	1	0	0	0	0	0	188
9:00	0	18	17	33	76	14	3	0	0	0	0	0	0	161
10:00	2	16	22	40	86	32	1	0	0	0	0	0	0	199
11:00	2	19	26	21	86	24	7	0	0	0	0	0	0	185
12:00 PM	1	17	15	29	77	31	2	2	0	0	0	0	0	174
1:00	1	14	23	36	95	22	0	0	0	0	0	0	0	191
2:00	2	13	21	37	83	33	1	1	0	0	0	0	0	191
3:00	2	18	19	46	89	25	4	0	1	0	0	0	0	204
4:00	4	22	25	30	112	36	3	0	0	0	0	0	0	232
5:00	1	10	11	20	60	33	3	0	0	0	0	0	0	138
6:00	0	14	18	18	53	29	2	0	0	0	0	0	0	134
7:00	0	4	15	9	32	17	0	0	0	0	0	0	0	77
8:00	0	6	5	17	26	6	1	0	0	0	0	0	0	61
9:00	0	8	5	7	22	12	0	0	0	0	0	0	0	54
10:00	1	1	3	4	7	2	1	0	0	0	0	0	0	19
11:00	0	3	1	1	6	1	2	1	0	0	0	0	0	15
Total	16	220	278	400	1089	422	53	7	1	0	0	0	0	2486

TWO RIVERS-OTTAUQUECHEE REGIONAL COMMISSION
128 King Farm Road
Woodstock, VT 05091
(802) 457-3188

Site Code: Town of Hartford
Station ID: US5
Location 1: Wilder, by Ravenswood Terr
Location 2:
Latitude: 0.000000
Longitude: 0.000000
Direction: Southbound

File Name: untitled_0
Date Printed: 8/16/2023
Start Date: 7/27/2023
End Date: 8/3/2023
GPS Accuracy: 0 ft
Location Verified: No

8/1/2023 Time	0 - 15 MPH	> 15 - 20 MPH	> 20 - 25 MPH	> 25 - 30 MPH	> 30 - 35 MPH	> 35 - 40 MPH	> 40 - 45 MPH	> 45 - 50 MPH	> 50 - 55 MPH	> 55 - 60 MPH	> 60 - 65 MPH	> 65 - 70 MPH	> 70 MPH	Total
12:00 AM	1	0	0	2	4	3	0	0	0	0	0	0	0	10
1:00	0	0	0	1	3	0	0	1	0	0	0	0	0	5
2:00	0	1	0	2	2	1	0	0	0	0	0	0	0	6
3:00	0	0	0	0	1	0	0	0	0	0	0	0	0	1
4:00	0	1	0	1	4	3	0	0	0	0	0	0	0	9
5:00	0	3	6	6	16	9	3	0	0	0	0	0	0	43
6:00	1	7	11	6	29	17	7	0	0	0	0	0	0	78
7:00	1	7	16	10	60	38	7	1	0	0	0	0	0	140
8:00	0	9	18	13	72	61	11	2	0	0	0	0	0	186
9:00	1	11	18	13	84	44	7	0	0	0	0	0	0	178
10:00	1	9	21	21	84	32	6	0	0	0	0	0	0	174
11:00	2	16	24	23	104	39	3	0	0	0	0	0	0	211
12:00 PM	2	9	27	32	102	44	5	0	0	0	0	0	0	221
1:00	1	10	22	26	97	31	5	0	0	0	0	0	0	192
2:00	0	20	19	41	93	30	1	0	0	0	0	0	0	204
3:00	1	21	26	34	114	41	4	0	0	0	0	0	0	241
4:00	1	14	28	34	96	41	5	0	0	0	0	0	0	219
5:00	1	13	20	26	90	49	2	0	0	0	0	0	0	201
6:00	0	11	19	17	48	34	1	0	0	0	0	0	0	130
7:00	1	5	7	12	32	19	5	0	0	0	0	0	0	81
8:00	0	6	6	14	21	6	2	0	0	0	0	0	0	55
9:00	0	4	4	9	4	3	1	0	0	0	0	0	0	25
10:00	0	0	0	1	3	2	1	2	0	0	0	0	0	9
11:00	0	3	1	1	6	1	2	0	0	0	0	0	0	14
Total	14	180	293	345	1169	548	78	6	0	0	0	0	0	2633

TWO RIVERS-OTTAUQUECHEE REGIONAL COMMISSION

128 King Farm Road
Woodstock, VT 05091
(802) 457-3188

Site Code: Town of Hartford
Station ID: US5
Location 1: Wilder, by Ravenswood Terr
Location 2:
Latitude: 0.000000
Longitude: 0.000000
Direction: Southbound

File Name: untitled_0
Date Printed: 8/16/2023
Start Date: 7/27/2023
End Date: 8/3/2023
GPS Accuracy: 0 ft
Location Verified: No

8/2/2023 Time	0 - 15 MPH	> 15 - 20 MPH	> 20 - 25 MPH	> 25 - 30 MPH	> 30 - 35 MPH	> 35 - 40 MPH	> 40 - 45 MPH	> 45 - 50 MPH	> 50 - 55 MPH	> 55 - 60 MPH	> 60 - 65 MPH	> 65 - 70 MPH	> 70 MPH	Total
12:00 AM	1	0	0	3	3	0	0	0	0	0	0	0	0	7
1:00	0	0	0	0	3	0	0	0	0	0	0	0	0	3
2:00	0	1	0	0	2	1	0	0	0	0	0	0	0	4
3:00	0	0	2	1	1	1	0	0	0	0	0	0	0	5
4:00	1	0	0	4	2	1	0	0	0	0	0	0	0	8
5:00	2	2	4	6	17	5	4	0	0	0	0	0	0	40
6:00	1	11	12	9	35	7	5	1	0	0	0	0	0	81
7:00	0	15	15	16	56	34	3	1	0	0	0	0	0	140
8:00	2	6	19	15	81	46	5	1	0	0	0	0	0	175
9:00	2	14	20	12	96	44	10	0	0	0	0	0	0	198
10:00	0	11	23	24	80	39	5	0	0	0	0	0	0	182
11:00	1	23	22	30	89	36	4	0	0	0	0	0	0	205
12:00 PM	2	9	18	34	90	42	0	0	0	0	0	0	0	195
1:00	6	13	13	42	82	26	5	0	0	0	0	0	0	187
2:00	0	13	22	33	90	28	3	0	0	0	0	0	0	189
3:00	3	12	20	23	120	31	4	0	0	0	0	0	0	213
4:00	2	15	27	44	104	40	7	0	0	0	0	0	0	239
5:00	1	16	23	19	88	47	6	0	0	0	0	0	0	200
6:00	1	14	13	21	61	17	3	0	0	0	0	0	0	130
7:00	1	7	8	16	50	24	4	0	0	0	0	0	0	110
8:00	0	9	7	12	39	12	1	0	0	0	0	0	0	80
9:00	0	3	5	6	18	5	1	0	0	0	0	0	0	38
10:00	0	1	0	4	2	6	0	0	0	0	0	0	0	13
11:00	0	1	5	1	10	5	0	0	0	0	0	0	0	22
Total	26	196	278	375	1219	497	70	3	0	0	0	0	0	2664

TWO RIVERS-OTTAUQUECHEE REGIONAL COMMISSION

128 King Farm Road
Woodstock, VT 05091
(802) 457-3188

Site Code: Town of Hartford
Station ID: US5
Location 1: Wilder, by Ravenswood Terr
Location 2:
Latitude: 0.000000
Longitude: 0.000000
Direction: Southbound

File Name: untitled_0
Date Printed: 8/16/2023
Start Date: 7/27/2023
End Date: 8/3/2023
GPS Accuracy: 0 ft
Location Verified: No

8/3/2023 Time	0 - 15 MPH	> 15 - 20 MPH	> 20 - 25 MPH	> 25 - 30 MPH	> 30 - 35 MPH	> 35 - 40 MPH	> 40 - 45 MPH	> 45 - 50 MPH	> 50 - 55 MPH	> 55 - 60 MPH	> 60 - 65 MPH	> 65 - 70 MPH	> 70 MPH	Total
12:00 AM	0	1	0	3	2	3	0	1	0	0	0	0	0	10
1:00	0	0	2	2	4	2	0	0	0	0	0	0	0	10
2:00	0	0	2	1	2	1	0	0	0	0	0	0	0	6
3:00	0	0	0	2	1	0	0	0	0	0	0	0	0	3
4:00	0	1	0	0	2	1	0	0	0	0	0	0	0	4
5:00	0	2	5	4	19	6	1	0	0	0	0	0	0	37
6:00	0	10	7	10	33	16	4	0	0	0	0	0	0	80
7:00	0	16	15	16	54	31	6	0	0	0	0	0	0	138
8:00	3	12	14	14	93	51	3	1	0	0	0	0	0	191
9:00	1	21	19	19	69	30	5	0	0	0	0	0	0	164
10:00	2	20	21	13	91	28	1	0	0	0	0	0	0	176
11:00	4	13	20	20	82	32	4	1	0	0	0	0	0	176
12:00 PM	0	20	22	35	90	32	2	1	0	0	0	0	0	202
1:00	1	16	12	35	84	21	4	0	0	0	0	0	0	173
2:00	2	8	20	29	82	29	4	0	0	0	0	0	0	174
3:00	1	7	24	30	95	32	2	0	0	0	0	0	0	191
4:00	2	17	20	37	75	58	4	0	0	0	0	0	0	213
5:00	1	13	19	25	83	54	5	1	0	0	0	0	0	201
6:00	0	8	14	14	47	26	4	0	0	0	0	0	0	113
7:00	0	3	10	18	38	28	1	0	0	0	0	0	0	98
8:00	0	8	4	6	18	6	0	0	0	0	0	0	0	42
9:00	*	*	*	*	*	*	*	*	*	*	*	*	*	0
10:00	*	*	*	*	*	*	*	*	*	*	*	*	*	0
11:00	*	*	*	*	*	*	*	*	*	*	*	*	*	0
Total	17	196	250	333	1064	487	50	5	0	0	0	0	0	2402
Grand Total	144	1479	2046	2592	8344	3806	524	54	7	0	0	0	0	18996

Stats				
		Percentile	15th	50th	85th	95th
		Speed	22	32	36	39
	Mean Speed (Average)		30.8			
	10 MPH Pace Speed		30-39			
	Number in Pace		12126			
	Percent in Pace		63.8%			
	Number > 30 MPH		12735			
	Percent > 30 MPH		67.0%			

TWO RIVERS-OTTAUQUECHEE REGIONAL COMMISSION
128 King Farm Road
Woodstock, VT 05091
(802) 457-3188

Site Code: Town of Hartford
Station ID: US5
Location 1: Wilder, by Ravenswood Terr
Location 2:
Latitude: 0.000000
Longitude: 0.000000
Direction: Northbound

File Name: untitled_0
Date Printed: 8/16/2023
Start Date: 7/27/2023
End Date: 8/3/2023
GPS Accuracy: 0 ft
Location Verified: No

7/27/2023 Time	0 - 15 MPH	> 15 - 20 MPH	> 20 - 25 MPH	> 25 - 30 MPH	> 30 - 35 MPH	> 35 - 40 MPH	> 40 - 45 MPH	> 45 - 50 MPH	> 50 - 55 MPH	> 55 - 60 MPH	> 60 - 65 MPH	> 65 - 70 MPH	> 70 MPH	Total
12:00 AM	0	0	1	3	2	0	0	0	0	0	0	0	0	6
1:00	0	0	1	1	2	2	0	0	0	0	0	0	0	6
2:00	1	1	1	2	2	0	0	0	0	0	0	0	0	7
3:00	0	0	0	1	0	1	0	0	0	0	0	0	0	2
4:00	0	2	0	0	3	0	0	0	0	0	0	0	0	5
5:00	0	9	1	5	17	3	2	0	0	0	0	0	0	37
6:00	2	6	7	14	16	13	2	0	0	0	0	0	0	60
7:00	0	8	9	52	47	5	1	0	0	0	0	0	0	122
8:00	5	18	19	58	61	12	0	0	0	0	0	0	0	173
9:00	6	18	12	51	35	4	0	0	0	0	0	0	0	126
10:00	13	27	15	67	33	4	0	0	0	0	0	0	0	159
11:00	4	27	27	70	46	6	0	0	0	0	0	0	0	180
12:00 PM	11	33	24	71	62	8	0	0	0	0	0	0	0	209
1:00	6	37	23	68	58	3	0	0	0	0	0	0	0	195
2:00	6	27	17	86	53	8	0	0	0	0	0	0	0	197
3:00	5	28	15	58	56	8	0	0	0	0	0	0	0	170
4:00	4	39	31	80	49	2	1	0	0	0	0	0	0	206
5:00	8	29	15	69	64	7	0	0	0	0	0	0	0	192
6:00	1	17	15	51	50	10	0	0	0	0	0	0	0	144
7:00	0	12	13	28	44	7	0	0	1	0	0	0	0	105
8:00	1	16	5	42	24	2	0	0	1	0	0	0	0	91
9:00	0	8	5	28	21	2	0	0	0	0	0	0	0	64
10:00	1	4	1	10	13	1	0	0	0	0	0	0	0	30
11:00	0	3	0	13	12	0	0	0	0	0	0	0	0	28
Total	74	369	257	928	770	108	6	0	2	0	0	0	0	2514

TWO RIVERS-OTTAUQUECHEE REGIONAL COMMISSION

128 King Farm Road
Woodstock, VT 05091
(802) 457-3188

Site Code: Town of Hartford
Station ID: US5
Location 1: Wilder, by Ravenswood Terr
Location 2:
Latitude: 0.000000
Longitude: 0.000000
Direction: Northbound

File Name: untitled_0
Date Printed: 8/16/2023
Start Date: 7/27/2023
End Date: 8/3/2023
GPS Accuracy: 0 ft
Location Verified: No

7/28/2023 Time	0 - 15 MPH	> 15 - 20 MPH	> 20 - 25 MPH	> 25 - 30 MPH	> 30 - 35 MPH	> 35 - 40 MPH	> 40 - 45 MPH	> 45 - 50 MPH	> 50 - 55 MPH	> 55 - 60 MPH	> 60 - 65 MPH	> 65 - 70 MPH	> 70 MPH	Total
12:00 AM	0	1	0	2	0	1	0	0	0	0	0	0	0	4
1:00	0	0	0	1	2	0	0	0	0	0	0	0	0	3
2:00	0	0	0	0	3	0	0	0	0	0	0	0	0	3
3:00	0	0	0	0	2	1	0	0	0	0	0	0	0	3
4:00	1	0	0	3	3	1	0	0	0	0	0	0	0	8
5:00	0	4	1	3	11	2	0	1	0	0	0	0	0	22
6:00	1	14	5	21	11	6	0	0	0	0	0	0	0	58
7:00	1	8	5	32	49	14	1	0	0	0	0	0	0	110
8:00	4	18	12	49	48	7	1	0	0	0	0	0	0	139
9:00	5	21	18	57	42	4	0	0	0	0	0	0	0	147
10:00	4	20	16	64	27	2	0	0	0	0	0	0	0	133
11:00	9	30	16	71	55	3	0	0	0	0	0	0	0	184
12:00 PM	1	44	16	65	55	12	0	0	0	0	0	0	0	193
1:00	5	31	15	71	45	9	2	0	0	0	0	0	0	178
2:00	8	34	15	55	57	13	1	0	0	0	0	0	0	183
3:00	8	37	21	70	60	8	0	0	0	0	0	0	0	204
4:00	5	34	11	90	65	12	1	0	0	0	0	0	1	219
5:00	3	29	17	84	60	6	2	0	0	0	0	0	0	201
6:00	1	28	21	51	46	4	1	0	0	0	0	0	0	152
7:00	3	17	6	47	39	5	0	0	0	0	0	0	0	117
8:00	2	13	8	51	29	2	0	0	0	0	0	0	0	105
9:00	4	5	7	20	19	2	0	0	0	0	0	0	0	57
10:00	2	3	3	22	13	1	0	0	0	1	0	0	0	45
11:00	0	2	2	10	10	1	0	0	0	0	0	0	0	25
Total	67	393	215	939	751	116	9	1	0	1	0	0	1	2493

TWO RIVERS-OTTAUQUECHEE REGIONAL COMMISSION

128 King Farm Road
Woodstock, VT 05091
(802) 457-3188

Site Code: Town of Hartford
Station ID: US5
Location 1: Wilder, by Ravenswood Terr
Location 2:
Latitude: 0.000000
Longitude: 0.000000
Direction: Northbound

File Name: untitled_0
Date Printed: 8/16/2023
Start Date: 7/27/2023
End Date: 8/3/2023
GPS Accuracy: 0 ft
Location Verified: No

7/29/2023 Time	0 - 15 MPH	> 15 - 20 MPH	> 20 - 25 MPH	> 25 - 30 MPH	> 30 - 35 MPH	> 35 - 40 MPH	> 40 - 45 MPH	> 45 - 50 MPH	> 50 - 55 MPH	> 55 - 60 MPH	> 60 - 65 MPH	> 65 - 70 MPH	> 70 MPH	Total
12:00 AM	0	3	1	3	2	0	0	0	0	0	0	0	0	9
1:00	0	0	0	7	3	1	0	0	0	0	0	0	0	11
2:00	0	0	1	1	0	1	0	0	0	0	0	0	0	3
3:00	0	0	0	0	1	0	0	0	0	0	0	0	0	1
4:00	0	1	0	1	2	1	0	0	0	0	0	0	0	5
5:00	0	4	0	5	1	2	0	0	0	0	0	0	0	12
6:00	0	4	2	8	7	1	0	0	0	0	0	0	0	22
7:00	0	2	0	13	11	4	0	0	0	0	0	0	0	30
8:00	3	19	12	39	28	3	0	0	0	0	0	0	0	104
9:00	2	31	11	73	29	7	2	0	0	0	0	0	0	155
10:00	4	29	21	89	47	1	0	0	0	0	1	0	0	192
11:00	9	38	18	87	51	4	0	0	0	0	0	0	0	207
12:00 PM	5	28	16	86	40	7	0	0	0	0	0	0	0	182
1:00	5	15	18	48	49	6	0	0	0	0	0	0	0	141
2:00	0	20	11	47	50	2	0	0	0	0	0	0	0	130
3:00	4	23	6	75	35	1	0	0	0	0	0	0	0	144
4:00	1	20	21	61	34	2	1	1	0	0	0	0	0	141
5:00	0	21	9	36	42	6	0	0	0	0	0	0	0	114
6:00	1	10	6	35	29	4	0	0	0	0	0	0	0	85
7:00	3	7	7	19	31	10	0	0	0	0	0	0	0	77
8:00	2	9	2	26	16	3	0	0	0	0	0	0	0	58
9:00	1	13	3	23	20	1	1	0	0	0	1	0	0	63
10:00	1	0	5	11	15	3	0	0	0	0	0	0	0	35
11:00	0	2	3	5	3	1	0	0	0	0	0	0	0	14
Total	41	299	173	798	546	71	4	1	0	0	2	0	0	1935

TWO RIVERS-OTTAUQUECHEE REGIONAL COMMISSION

128 King Farm Road
Woodstock, VT 05091
(802) 457-3188

Site Code: Town of Hartford
Station ID: US5
Location 1: Wilder, by Ravenswood Terr
Location 2:
Latitude: 0.000000
Longitude: 0.000000
Direction: Northbound

File Name: untitled_0
Date Printed: 8/16/2023
Start Date: 7/27/2023
End Date: 8/3/2023
GPS Accuracy: 0 ft
Location Verified: No

7/30/2023 Time	0 - 15 MPH	> 15 - 20 MPH	> 20 - 25 MPH	> 25 - 30 MPH	> 30 - 35 MPH	> 35 - 40 MPH	> 40 - 45 MPH	> 45 - 50 MPH	> 50 - 55 MPH	> 55 - 60 MPH	> 60 - 65 MPH	> 65 - 70 MPH	> 70 MPH	Total
12:00 AM	0	0	1	4	6	0	0	0	0	0	0	0	0	11
1:00	0	1	0	3	2	1	0	0	0	0	0	0	0	7
2:00	0	1	0	0	0	1	0	0	0	0	0	0	0	2
3:00	0	0	0	0	2	1	1	0	0	0	0	0	0	4
4:00	0	0	1	1	1	0	0	0	0	0	0	0	0	3
5:00	1	4	2	0	3	3	0	0	0	0	0	0	0	13
6:00	0	3	0	5	4	1	0	0	0	0	0	0	0	13
7:00	2	2	1	10	14	3	0	0	0	0	0	0	0	32
8:00	1	10	5	19	12	3	0	0	0	0	0	0	0	50
9:00	3	17	6	34	30	5	0	0	0	0	0	0	0	95
10:00	7	11	7	48	46	3	0	0	0	0	0	0	0	122
11:00	3	24	11	55	47	6	1	0	0	0	0	0	0	147
12:00 PM	1	13	7	47	46	6	0	0	0	0	0	0	0	120
1:00	1	16	14	49	41	9	1	0	0	0	0	0	0	131
2:00	4	15	10	51	46	8	0	0	0	0	0	0	0	134
3:00	6	33	21	60	59	2	0	0	0	0	0	0	0	181
4:00	1	20	11	41	43	7	1	0	0	0	0	0	0	124
5:00	2	20	15	42	36	6	0	0	0	0	0	0	0	121
6:00	1	18	10	36	29	2	2	0	0	0	0	0	0	98
7:00	2	9	8	28	30	3	0	0	0	0	0	0	0	80
8:00	1	16	8	29	23	5	0	0	0	0	0	0	0	82
9:00	2	11	2	15	17	3	0	0	0	0	0	0	0	50
10:00	2	7	4	4	9	2	0	0	0	0	0	0	0	28
11:00	0	3	2	5	7	0	0	0	0	0	0	0	0	17
Total	40	254	146	586	553	80	6	0	0	0	0	0	0	1665

TWO RIVERS-OTTAUQUECHEE REGIONAL COMMISSION

128 King Farm Road
Woodstock, VT 05091
(802) 457-3188

Site Code: Town of Hartford
Station ID: US5
Location 1: Wilder, by Ravenswood Terr
Location 2:
Latitude: 0.000000
Longitude: 0.000000
Direction: Northbound

File Name: untitled_0
Date Printed: 8/16/2023
Start Date: 7/27/2023
End Date: 8/3/2023
GPS Accuracy: 0 ft
Location Verified: No

7/31/2023 Time	0 - 15 MPH	> 15 - 20 MPH	> 20 - 25 MPH	> 25 - 30 MPH	> 30 - 35 MPH	> 35 - 40 MPH	> 40 - 45 MPH	> 45 - 50 MPH	> 50 - 55 MPH	> 55 - 60 MPH	> 60 - 65 MPH	> 65 - 70 MPH	> 70 MPH	Total
12:00 AM	0	0	0	2	1	0	0	0	0	0	0	0	0	3
1:00	0	0	0	1	2	0	0	0	0	0	0	0	0	3
2:00	0	1	0	1	4	0	1	0	0	0	0	0	0	7
3:00	0	2	0	0	3	0	0	0	0	0	0	0	0	5
4:00	0	1	0	0	2	2	0	0	0	0	0	0	0	5
5:00	0	3	3	7	11	5	0	0	0	0	0	0	0	29
6:00	0	10	2	12	15	8	3	0	0	0	0	0	0	50
7:00	1	10	12	46	44	4	0	0	0	0	0	0	0	117
8:00	6	13	15	63	57	6	0	0	0	0	0	0	0	160
9:00	5	28	20	59	35	3	0	0	0	0	0	0	0	150
10:00	7	20	22	60	31	6	0	0	0	0	0	0	0	146
11:00	4	39	22	86	51	6	0	0	0	0	0	0	0	208
12:00 PM	4	26	18	76	49	7	0	0	0	0	0	0	0	180
1:00	4	22	20	72	42	1	0	0	0	0	0	0	0	161
2:00	8	33	23	81	38	6	0	0	0	0	0	0	0	189
3:00	5	26	21	82	39	6	0	0	0	0	0	0	0	179
4:00	10	35	22	82	62	11	0	0	0	0	0	0	0	222
5:00	4	29	16	82	69	5	1	0	0	0	0	0	0	206
6:00	3	27	12	53	44	8	0	0	0	0	0	0	0	147
7:00	1	18	12	57	30	3	0	1	0	0	0	0	0	122
8:00	2	18	9	24	14	1	0	0	0	0	0	0	0	68
9:00	0	11	5	12	14	1	1	0	0	1	0	0	0	45
10:00	0	3	1	14	11	0	0	0	0	0	0	0	0	29
11:00	1	3	1	4	6	1	0	0	0	0	0	0	0	16
Total	65	378	256	976	674	90	6	1	0	1	0	0	0	2447

TWO RIVERS-OTTAUQUECHEE REGIONAL COMMISSION

128 King Farm Road
Woodstock, VT 05091
(802) 457-3188

Site Code: Town of Hartford
Station ID: US5
Location 1: Wilder, by Ravenswood Terr
Location 2:
Latitude: 0.000000
Longitude: 0.000000
Direction: Northbound

File Name: untitled_0
Date Printed: 8/16/2023
Start Date: 7/27/2023
End Date: 8/3/2023
GPS Accuracy: 0 ft
Location Verified: No

8/1/2023 Time	0 - 15 MPH	> 15 - 20 MPH	> 20 - 25 MPH	> 25 - 30 MPH	> 30 - 35 MPH	> 35 - 40 MPH	> 40 - 45 MPH	> 45 - 50 MPH	> 50 - 55 MPH	> 55 - 60 MPH	> 60 - 65 MPH	> 65 - 70 MPH	> 70 MPH	Total
12:00 AM	0	2	0	4	1	0	1	0	0	0	0	0	0	8
1:00	0	0	1	2	1	0	0	0	0	0	0	0	0	4
2:00	0	0	0	1	1	1	0	0	0	0	0	0	0	3
3:00	0	0	0	1	1	0	0	0	0	0	0	0	0	2
4:00	0	2	1	5	3	1	0	0	0	0	0	0	0	12
5:00	0	3	0	3	13	2	2	0	0	0	0	0	0	23
6:00	0	8	7	10	17	8	0	0	0	0	0	0	0	50
7:00	1	4	6	31	39	5	1	0	0	0	0	0	0	87
8:00	6	17	9	70	49	6	1	0	0	0	0	0	0	158
9:00	0	28	14	73	53	3	0	0	0	0	0	0	0	171
10:00	2	21	11	65	49	5	0	0	0	0	0	0	0	153
11:00	6	42	11	83	42	7	0	0	0	0	0	0	0	191
12:00 PM	9	32	23	76	69	9	1	0	0	0	0	0	0	219
1:00	3	29	18	66	47	7	1	0	0	0	0	0	0	171
2:00	3	34	27	75	76	10	0	0	0	0	0	0	0	225
3:00	7	37	23	103	61	6	0	0	1	0	0	0	0	238
4:00	7	47	26	76	62	6	3	0	0	0	0	0	0	227
5:00	2	37	19	92	71	6	0	0	0	0	0	0	0	227
6:00	2	21	11	57	58	11	0	0	0	0	0	0	0	160
7:00	0	19	9	44	24	2	1	0	0	0	0	0	0	99
8:00	3	13	3	27	10	0	0	0	0	0	0	0	0	56
9:00	0	5	4	11	9	3	1	0	0	0	1	1	0	35
10:00	0	0	0	7	15	0	1	0	0	0	0	0	0	23
11:00	0	2	2	3	7	2	0	0	0	0	0	0	0	16
Total	51	403	225	985	778	100	13	0	1	0	1	1	0	2558

TWO RIVERS-OTTAUQUECHEE REGIONAL COMMISSION

128 King Farm Road
Woodstock, VT 05091
(802) 457-3188

Site Code: Town of Hartford
Station ID: US5
Location 1: Wilder, by Ravenswood Terr
Location 2:
Latitude: 0.000000
Longitude: 0.000000
Direction: Northbound

File Name: untitled_0
Date Printed: 8/16/2023
Start Date: 7/27/2023
End Date: 8/3/2023
GPS Accuracy: 0 ft
Location Verified: No

8/2/2023 Time	0 - 15 MPH	> 15 - 20 MPH	> 20 - 25 MPH	> 25 - 30 MPH	> 30 - 35 MPH	> 35 - 40 MPH	> 40 - 45 MPH	> 45 - 50 MPH	> 50 - 55 MPH	> 55 - 60 MPH	> 60 - 65 MPH	> 65 - 70 MPH	> 70 MPH	Total
12:00 AM	2	3	1	2	1	0	0	0	0	0	0	0	0	9
1:00	0	1	0	1	1	0	0	0	0	0	0	0	0	3
2:00	0	0	1	2	1	0	0	0	0	0	0	0	0	4
3:00	0	0	0	1	2	0	0	0	0	0	0	0	0	3
4:00	0	1	0	0	1	2	0	0	0	0	0	0	0	4
5:00	1	4	1	11	14	2	1	0	0	0	0	0	0	34
6:00	1	9	4	15	22	3	1	0	0	0	0	0	0	55
7:00	1	8	7	34	28	8	0	0	0	0	0	0	0	86
8:00	6	21	7	74	51	8	0	0	0	0	0	0	0	167
9:00	3	20	12	46	48	2	0	0	0	0	0	0	0	131
10:00	4	16	18	70	25	3	0	0	0	0	0	0	0	136
11:00	10	23	11	100	41	6	1	0	0	0	0	0	0	192
12:00 PM	4	44	17	98	51	3	0	1	0	0	0	0	0	218
1:00	4	27	18	73	61	7	0	1	0	0	0	0	0	191
2:00	6	31	23	64	60	7	0	0	0	0	0	0	0	191
3:00	5	34	23	88	65	9	0	0	0	0	0	0	0	224
4:00	8	34	23	82	51	13	1	0	0	0	0	0	0	212
5:00	5	42	24	77	68	7	0	0	0	0	0	0	0	223
6:00	6	24	19	56	43	6	0	0	0	0	0	0	0	154
7:00	2	10	10	40	28	2	0	0	0	0	0	0	0	92
8:00	1	16	2	43	23	2	1	0	0	0	0	0	0	88
9:00	2	9	7	14	28	2	1	0	0	0	0	0	0	63
10:00	0	4	0	10	10	3	1	1	0	0	0	0	0	29
11:00	2	0	1	7	8	2	1	0	0	0	1	0	0	22
Total	73	381	229	1008	731	97	8	3	0	0	1	0	0	2531

TWO RIVERS-OTTAUQUECHEE REGIONAL COMMISSION

128 King Farm Road
Woodstock, VT 05091
(802) 457-3188

Site Code: Town of Hartford
Station ID: US5
Location 1: Wilder, by Ravenswood Terr
Location 2:
Latitude: 0.000000
Longitude: 0.000000
Direction: Northbound

File Name: untitled_0
Date Printed: 8/16/2023
Start Date: 7/27/2023
End Date: 8/3/2023
GPS Accuracy: 0 ft
Location Verified: No

8/3/2023 Time	0 - 15 MPH	> 15 - 20 MPH	> 20 - 25 MPH	> 25 - 30 MPH	> 30 - 35 MPH	> 35 - 40 MPH	> 40 - 45 MPH	> 45 - 50 MPH	> 50 - 55 MPH	> 55 - 60 MPH	> 60 - 65 MPH	> 65 - 70 MPH	> 70 MPH	Total
12:00 AM	0	0	1	1	5	0	0	0	0	0	0	0	0	7
1:00	0	2	1	2	3	1	0	0	0	0	0	0	0	9
2:00	0	0	0	3	1	0	0	0	0	0	0	0	0	4
3:00	0	0	0	2	0	0	0	0	0	0	0	0	0	2
4:00	0	0	0	0	5	4	1	0	0	0	0	0	0	10
5:00	1	6	1	8	9	4	1	0	0	0	0	0	0	30
6:00	1	8	5	8	16	8	1	1	0	0	0	0	0	48
7:00	3	10	2	38	35	8	1	0	0	0	0	0	0	97
8:00	7	19	10	62	50	8	0	0	0	0	0	0	0	156
9:00	7	23	10	52	35	3	0	0	0	0	0	0	0	130
10:00	9	33	7	58	43	6	0	0	0	0	0	0	0	156
11:00	5	35	20	76	37	5	0	0	0	0	0	0	0	178
12:00 PM	1	27	20	90	61	4	0	0	0	0	0	0	0	203
1:00	4	21	15	62	49	6	0	1	0	0	0	0	0	158
2:00	4	35	10	82	40	5	1	0	0	0	0	0	0	177
3:00	3	37	20	69	51	4	0	0	0	0	0	0	0	184
4:00	3	38	19	61	68	4	0	0	0	0	0	0	0	193
5:00	2	28	10	85	60	6	1	1	0	0	0	0	0	193
6:00	8	21	13	49	37	2	0	0	0	0	0	0	0	130
7:00	5	24	13	52	30	5	0	0	0	0	0	0	0	129
8:00	2	5	3	15	15	1	0	0	0	0	0	0	0	41
9:00	*	*	*	*	*	*	*	*	*	*	*	*	*	0
10:00	*	*	*	*	*	*	*	*	*	*	*	*	*	0
11:00	*	*	*	*	*	*	*	*	*	*	*	*	*	0
Total	65	372	180	875	650	84	6	3	0	0	0	0	0	2235
Grand Total	476	2849	1681	7095	5453	746	58	9	3	2	4	1	1	18378

Stats	Percentile	15th	50th	85th	95th
	Speed	19	28	32	35

Mean Speed (Average)	27.0
10 MPH Pace Speed	25-34
Number in Pace	12473
Percent in Pace	67.9%
Number > 30 MPH	6277
Percent > 30 MPH	34.2%

TWO RIVERS-OTTAUQUECHEE REGIONAL COMMISSION
128 King Farm Road
Woodstock, VT 05091
(802) 457-3188

Site Code: Town of Hartford
Station ID: US5
Location 1: Wilder, by Ravenswood Terr
Location 2:
Latitude: 0.000000
Longitude: 0.000000
Direction: Combined

File Name: untitled_0
Date Printed: 8/16/2023
Start Date: 7/27/2023
End Date: 8/3/2023
GPS Accuracy: 0 ft
Location Verified: No

7/27/2023 Time	0 - 15 MPH	> 15 - 20 MPH	> 20 - 25 MPH	> 25 - 30 MPH	> 30 - 35 MPH	> 35 - 40 MPH	> 40 - 45 MPH	> 45 - 50 MPH	> 50 - 55 MPH	> 55 - 60 MPH	> 60 - 65 MPH	> 65 - 70 MPH	> 70 MPH	Total
12:00 AM	0	0	1	3	9	1	1	0	0	0	0	0	0	15
1:00	0	1	1	1	4	2	0	0	0	0	0	0	0	9
2:00	1	1	4	3	4	1	0	0	0	0	0	0	0	14
3:00	0	0	1	4	0	2	1	0	0	0	0	0	0	8
4:00	0	3	2	0	6	2	0	0	0	0	0	0	0	13
5:00	1	13	5	15	33	7	6	0	0	0	0	0	0	80
6:00	4	13	13	26	44	36	8	1	0	0	0	0	0	145
7:00	1	19	27	68	110	30	4	0	0	0	0	0	0	259
8:00	8	29	37	88	139	50	7	1	0	0	0	0	0	359
9:00	7	39	33	73	87	24	2	0	0	0	0	0	0	265
10:00	15	46	34	111	115	20	4	0	0	0	0	0	0	345
11:00	5	37	50	97	143	50	1	0	0	0	0	0	0	383
12:00 PM	14	41	45	99	160	38	6	0	0	0	0	0	0	403
1:00	8	49	37	97	148	41	5	0	0	0	0	0	0	385
2:00	7	35	38	115	133	58	10	3	0	0	0	0	0	399
3:00	8	40	31	73	160	57	4	0	0	0	0	0	0	373
4:00	7	55	60	109	173	39	3	0	0	0	0	0	0	446
5:00	9	39	35	86	143	48	5	1	0	0	0	0	0	366
6:00	1	27	26	60	101	50	6	0	0	0	0	0	0	271
7:00	0	21	22	35	94	36	3	2	1	0	0	0	0	214
8:00	1	23	8	51	51	7	0	2	1	0	0	0	0	144
9:00	0	12	7	35	34	9	0	0	0	0	0	0	0	97
10:00	1	6	7	12	19	3	0	0	0	0	0	0	0	48
11:00	0	3	2	13	15	2	0	0	0	0	0	0	0	35
Total	98	552	526	1274	1925	613	76	10	2	0	0	0	0	5076

TWO RIVERS-OTTAUQUECHEE REGIONAL COMMISSION

128 King Farm Road
Woodstock, VT 05091
(802) 457-3188

Site Code: Town of Hartford
Station ID: US5
Location 1: Wilder, by Ravenswood Terr
Location 2:
Latitude: 0.000000
Longitude: 0.000000
Direction: Combined

File Name: untitled_0
Date Printed: 8/16/2023
Start Date: 7/27/2023
End Date: 8/3/2023
GPS Accuracy: 0 ft
Location Verified: No

7/28/2023 Time	0 - 15 MPH	> 15 - 20 MPH	> 20 - 25 MPH	> 25 - 30 MPH	> 30 - 35 MPH	> 35 - 40 MPH	> 40 - 45 MPH	> 45 - 50 MPH	> 50 - 55 MPH	> 55 - 60 MPH	> 60 - 65 MPH	> 65 - 70 MPH	> 70 MPH	Total
12:00 AM	0	1	0	2	3	3	1	0	0	0	0	0	0	10
1:00	0	1	0	1	7	1	0	0	0	0	0	0	0	10
2:00	0	0	1	1	4	2	0	0	0	0	0	0	0	8
3:00	0	0	2	0	3	2	1	0	0	0	0	0	0	8
4:00	1	2	0	4	7	3	1	0	0	0	0	0	0	18
5:00	0	7	3	10	25	14	3	1	0	0	0	0	0	63
6:00	1	23	18	28	40	24	4	0	0	0	0	0	0	138
7:00	1	20	18	47	101	55	8	0	1	0	0	0	0	251
8:00	7	28	28	71	121	48	8	0	0	0	0	0	0	311
9:00	6	32	43	79	130	42	1	1	0	0	0	0	0	334
10:00	5	35	43	82	112	47	6	0	0	0	0	0	0	330
11:00	13	37	30	101	155	40	3	0	0	0	0	0	0	379
12:00 PM	3	61	38	87	139	56	2	0	0	0	0	0	0	386
1:00	6	48	35	90	121	55	10	0	0	0	0	0	0	365
2:00	14	49	45	84	126	48	6	0	0	0	0	0	0	372
3:00	10	58	40	92	129	47	7	1	0	0	0	0	0	384
4:00	5	48	46	113	162	47	10	0	0	0	0	0	1	432
5:00	4	46	39	106	138	52	13	0	1	0	0	0	0	399
6:00	1	40	34	63	94	28	5	0	1	0	0	0	0	266
7:00	4	25	11	65	87	29	0	1	0	0	0	0	0	222
8:00	3	15	11	62	68	11	2	0	0	0	0	0	0	172
9:00	5	6	13	26	32	9	1	1	0	0	0	0	0	93
10:00	2	4	4	24	25	5	0	1	0	1	0	0	0	66
11:00	0	4	3	10	22	4	0	0	0	0	0	0	0	43
Total	91	590	505	1248	1851	672	92	6	3	1	0	0	1	5060

TWO RIVERS-OTTAUQUECHEE REGIONAL COMMISSION

128 King Farm Road
Woodstock, VT 05091
(802) 457-3188

Site Code: Town of Hartford
Station ID: US5
Location 1: Wilder, by Ravenswood Terr
Location 2:
Latitude: 0.000000
Longitude: 0.000000
Direction: Combined

File Name: untitled_0
Date Printed: 8/16/2023
Start Date: 7/27/2023
End Date: 8/3/2023
GPS Accuracy: 0 ft
Location Verified: No

7/29/2023 Time	0 - 15 MPH	> 15 - 20 MPH	> 20 - 25 MPH	> 25 - 30 MPH	> 30 - 35 MPH	> 35 - 40 MPH	> 40 - 45 MPH	> 45 - 50 MPH	> 50 - 55 MPH	> 55 - 60 MPH	> 60 - 65 MPH	> 65 - 70 MPH	> 70 MPH	Total
12:00 AM	0	4	2	4	8	2	1	0	0	0	0	0	0	21
1:00	0	1	0	8	5	1	1	0	0	0	0	0	0	16
2:00	0	1	2	3	2	1	0	0	0	0	0	0	0	9
3:00	0	0	1	0	1	1	0	0	0	0	0	0	0	3
4:00	0	1	0	1	2	2	1	0	0	0	0	0	0	7
5:00	0	9	0	8	6	6	0	0	0	0	0	0	0	29
6:00	0	8	9	11	16	7	4	0	0	0	0	0	0	55
7:00	0	7	7	20	23	22	10	0	0	0	0	0	0	89
8:00	4	32	24	52	77	30	2	0	0	0	0	0	0	221
9:00	4	50	37	100	102	40	5	0	0	0	0	0	0	338
10:00	5	50	47	119	158	33	3	0	1	0	1	0	0	417
11:00	11	56	40	136	159	43	2	0	0	0	0	0	0	447
12:00 PM	6	46	35	107	123	56	7	0	0	0	0	0	0	380
1:00	5	23	26	60	129	56	5	1	0	0	0	0	0	305
2:00	0	29	32	66	108	42	6	1	0	0	0	0	0	284
3:00	6	31	23	103	108	24	3	0	0	0	0	0	0	298
4:00	1	27	32	71	67	39	6	2	0	0	0	0	0	245
5:00	0	25	22	43	74	28	4	3	0	0	0	0	0	199
6:00	1	19	21	43	55	21	3	1	0	0	0	0	0	164
7:00	3	10	10	25	57	27	7	2	0	0	0	0	0	141
8:00	3	9	7	41	30	11	0	0	1	0	0	0	0	102
9:00	2	20	5	29	31	5	1	0	0	0	1	0	0	94
10:00	1	2	7	12	21	6	1	1	0	0	0	0	0	51
11:00	0	2	3	6	8	5	0	0	0	0	0	0	0	24
Total	52	462	392	1068	1370	508	72	11	2	0	2	0	0	3939

TWO RIVERS-OTTAUQUECHEE REGIONAL COMMISSION

128 King Farm Road
Woodstock, VT 05091
(802) 457-3188

Site Code: Town of Hartford
Station ID: US5
Location 1: Wilder, by Ravenswood Terr
Location 2:
Latitude: 0.000000
Longitude: 0.000000
Direction: Combined

File Name: untitled_0
Date Printed: 8/16/2023
Start Date: 7/27/2023
End Date: 8/3/2023
GPS Accuracy: 0 ft
Location Verified: No

7/30/2023 Time	0 - 15 MPH	> 15 - 20 MPH	> 20 - 25 MPH	> 25 - 30 MPH	> 30 - 35 MPH	> 35 - 40 MPH	> 40 - 45 MPH	> 45 - 50 MPH	> 50 - 55 MPH	> 55 - 60 MPH	> 60 - 65 MPH	> 65 - 70 MPH	> 70 MPH	Total
12:00 AM	1	0	1	5	9	3	1	0	0	0	0	0	0	20
1:00	0	1	0	4	5	2	0	0	0	0	0	0	0	12
2:00	0	1	0	0	1	1	0	0	0	0	0	0	0	3
3:00	0	1	1	0	6	1	1	0	0	0	0	0	0	10
4:00	0	0	1	1	4	0	0	0	0	0	0	0	0	6
5:00	1	6	4	2	6	5	1	0	0	0	0	0	0	25
6:00	1	5	3	9	12	9	1	0	0	0	0	0	0	40
7:00	2	7	6	13	37	16	5	0	0	0	0	0	0	86
8:00	2	15	13	26	39	23	5	1	0	0	0	0	0	124
9:00	4	30	17	51	74	39	3	1	0	0	0	0	0	219
10:00	7	16	23	57	114	39	6	1	0	0	0	0	0	263
11:00	3	35	17	77	112	34	4	1	0	0	0	0	0	283
12:00 PM	1	23	29	69	127	41	4	0	0	0	0	0	0	294
1:00	1	25	25	69	96	36	6	0	1	0	0	0	0	259
2:00	5	19	21	68	111	30	8	2	0	0	0	0	0	264
3:00	7	44	35	75	118	27	1	0	0	0	0	0	0	307
4:00	2	31	20	60	100	34	3	0	0	0	0	0	0	250
5:00	3	31	35	54	81	32	6	0	0	0	0	0	0	242
6:00	2	29	19	50	60	17	3	0	0	0	0	0	0	180
7:00	3	20	18	37	61	15	0	2	0	0	0	0	0	156
8:00	1	30	16	41	51	17	0	0	0	0	0	0	0	156
9:00	2	14	5	19	26	8	0	0	0	0	0	0	0	74
10:00	4	11	4	7	17	4	0	0	0	0	0	0	0	47
11:00	0	4	2	6	10	1	0	0	0	0	0	0	0	23
Total	52	398	315	800	1277	434	58	8	1	0	0	0	0	3343

TWO RIVERS-OTTAUQUECHEE REGIONAL COMMISSION

128 King Farm Road
Woodstock, VT 05091
(802) 457-3188

Site Code: Town of Hartford
Station ID: US5
Location 1: Wilder, by Ravenswood Terr
Location 2:
Latitude: 0.000000
Longitude: 0.000000
Direction: Combined

File Name: untitled_0
Date Printed: 8/16/2023
Start Date: 7/27/2023
End Date: 8/3/2023
GPS Accuracy: 0 ft
Location Verified: No

7/31/2023 Time	0 - 15 MPH	> 15 - 20 MPH	> 20 - 25 MPH	> 25 - 30 MPH	> 30 - 35 MPH	> 35 - 40 MPH	> 40 - 45 MPH	> 45 - 50 MPH	> 50 - 55 MPH	> 55 - 60 MPH	> 60 - 65 MPH	> 65 - 70 MPH	> 70 MPH	Total
12:00 AM	0	1	0	2	5	2	1	1	0	0	0	0	0	12
1:00	0	0	0	1	4	0	0	0	0	0	0	0	0	5
2:00	0	1	1	2	4	0	1	0	0	0	0	0	0	9
3:00	0	2	0	1	6	0	1	0	0	0	0	0	0	10
4:00	0	2	0	1	9	3	1	0	0	0	0	0	0	16
5:00	0	9	7	11	19	15	2	0	0	0	0	0	0	63
6:00	0	18	13	18	45	24	10	0	0	0	0	0	0	128
7:00	1	19	26	59	97	31	5	1	0	0	0	0	0	239
8:00	6	25	37	89	129	55	6	1	0	0	0	0	0	348
9:00	5	46	37	92	111	17	3	0	0	0	0	0	0	311
10:00	9	36	44	100	117	38	1	0	0	0	0	0	0	345
11:00	6	58	48	107	137	30	7	0	0	0	0	0	0	393
12:00 PM	5	43	33	105	126	38	2	2	0	0	0	0	0	354
1:00	5	36	43	108	137	23	0	0	0	0	0	0	0	352
2:00	10	46	44	118	121	39	1	1	0	0	0	0	0	380
3:00	7	44	40	128	128	31	4	0	1	0	0	0	0	383
4:00	14	57	47	112	174	47	3	0	0	0	0	0	0	454
5:00	5	39	27	102	129	38	4	0	0	0	0	0	0	344
6:00	3	41	30	71	97	37	2	0	0	0	0	0	0	281
7:00	1	22	27	66	62	20	0	1	0	0	0	0	0	199
8:00	2	24	14	41	40	7	1	0	0	0	0	0	0	129
9:00	0	19	10	19	36	13	1	0	0	1	0	0	0	99
10:00	1	4	4	18	18	2	1	0	0	0	0	0	0	48
11:00	1	6	2	5	12	2	2	1	0	0	0	0	0	31
Total	81	598	534	1376	1763	512	59	8	1	1	0	0	0	4933

TWO RIVERS-OTTAUQUECHEE REGIONAL COMMISSION
128 King Farm Road
Woodstock, VT 05091
(802) 457-3188

Site Code: Town of Hartford
Station ID: US5
Location 1: Wilder, by Ravenswood Terr
Location 2:
Latitude: 0.000000
Longitude: 0.000000
Direction: Combined

File Name: untitled_0
Date Printed: 8/16/2023
Start Date: 7/27/2023
End Date: 8/3/2023
GPS Accuracy: 0 ft
Location Verified: No

8/1/2023 Time	0 - 15 MPH	> 15 - 20 MPH	> 20 - 25 MPH	> 25 - 30 MPH	> 30 - 35 MPH	> 35 - 40 MPH	> 40 - 45 MPH	> 45 - 50 MPH	> 50 - 55 MPH	> 55 - 60 MPH	> 60 - 65 MPH	> 65 - 70 MPH	> 70 MPH	Total
12:00 AM	1	2	0	6	5	3	1	0	0	0	0	0	0	18
1:00	0	0	1	3	4	0	0	1	0	0	0	0	0	9
2:00	0	1	0	3	3	2	0	0	0	0	0	0	0	9
3:00	0	0	0	1	2	0	0	0	0	0	0	0	0	3
4:00	0	3	1	6	7	4	0	0	0	0	0	0	0	21
5:00	0	6	6	9	29	11	5	0	0	0	0	0	0	66
6:00	1	15	18	16	46	25	7	0	0	0	0	0	0	128
7:00	2	11	22	41	99	43	8	1	0	0	0	0	0	227
8:00	6	26	27	83	121	67	12	2	0	0	0	0	0	344
9:00	1	39	32	86	137	47	7	0	0	0	0	0	0	349
10:00	3	30	32	86	133	37	6	0	0	0	0	0	0	327
11:00	8	58	35	106	146	46	3	0	0	0	0	0	0	402
12:00 PM	11	41	50	108	171	53	6	0	0	0	0	0	0	440
1:00	4	39	40	92	144	38	6	0	0	0	0	0	0	363
2:00	3	54	46	116	169	40	1	0	0	0	0	0	0	429
3:00	8	58	49	137	175	47	4	0	1	0	0	0	0	479
4:00	8	61	54	110	158	47	8	0	0	0	0	0	0	446
5:00	3	50	39	118	161	55	2	0	0	0	0	0	0	428
6:00	2	32	30	74	106	45	1	0	0	0	0	0	0	290
7:00	1	24	16	56	56	21	6	0	0	0	0	0	0	180
8:00	3	19	9	41	31	6	2	0	0	0	0	0	0	111
9:00	0	9	8	20	13	6	2	0	0	0	1	1	0	60
10:00	0	0	0	8	18	2	2	2	0	0	0	0	0	32
11:00	0	5	3	4	13	3	2	0	0	0	0	0	0	30
Total	65	583	518	1330	1947	648	91	6	1	0	1	1	0	5191

TWO RIVERS-OTTAUQUECHEE REGIONAL COMMISSION

128 King Farm Road
Woodstock, VT 05091
(802) 457-3188

Site Code: Town of Hartford
Station ID: US5
Location 1: Wilder, by Ravenswood Terr
Location 2:
Latitude: 0.000000
Longitude: 0.000000
Direction: Combined

File Name: untitled_0
Date Printed: 8/16/2023
Start Date: 7/27/2023
End Date: 8/3/2023
GPS Accuracy: 0 ft
Location Verified: No

8/2/2023 Time	0 - 15 MPH	> 15 - 20 MPH	> 20 - 25 MPH	> 25 - 30 MPH	> 30 - 35 MPH	> 35 - 40 MPH	> 40 - 45 MPH	> 45 - 50 MPH	> 50 - 55 MPH	> 55 - 60 MPH	> 60 - 65 MPH	> 65 - 70 MPH	> 70 MPH	Total
12:00 AM	3	3	1	5	4	0	0	0	0	0	0	0	0	16
1:00	0	1	0	1	4	0	0	0	0	0	0	0	0	6
2:00	0	1	1	2	3	1	0	0	0	0	0	0	0	8
3:00	0	0	2	2	3	1	0	0	0	0	0	0	0	8
4:00	1	1	0	4	3	3	0	0	0	0	0	0	0	12
5:00	3	6	5	17	31	7	5	0	0	0	0	0	0	74
6:00	2	20	16	24	57	10	6	1	0	0	0	0	0	136
7:00	1	23	22	50	84	42	3	1	0	0	0	0	0	226
8:00	8	27	26	89	132	54	5	1	0	0	0	0	0	342
9:00	5	34	32	58	144	46	10	0	0	0	0	0	0	329
10:00	4	27	41	94	105	42	5	0	0	0	0	0	0	318
11:00	11	46	33	130	130	42	5	0	0	0	0	0	0	397
12:00 PM	6	53	35	132	141	45	0	1	0	0	0	0	0	413
1:00	10	40	31	115	143	33	5	1	0	0	0	0	0	378
2:00	6	44	45	97	150	35	3	0	0	0	0	0	0	380
3:00	8	46	43	111	185	40	4	0	0	0	0	0	0	437
4:00	10	49	50	126	155	53	8	0	0	0	0	0	0	451
5:00	6	58	47	96	156	54	6	0	0	0	0	0	0	423
6:00	7	38	32	77	104	23	3	0	0	0	0	0	0	284
7:00	3	17	18	56	78	26	4	0	0	0	0	0	0	202
8:00	1	25	9	55	62	14	2	0	0	0	0	0	0	168
9:00	2	12	12	20	46	7	2	0	0	0	0	0	0	101
10:00	0	5	0	14	12	9	1	1	0	0	0	0	0	42
11:00	2	1	6	8	18	7	1	0	0	0	1	0	0	44
Total	99	577	507	1383	1950	594	78	6	0	0	1	0	0	5195

TWO RIVERS-OTTAUQUECHEE REGIONAL COMMISSION

128 King Farm Road
Woodstock, VT 05091
(802) 457-3188

Site Code: Town of Hartford
Station ID: US5
Location 1: Wilder, by Ravenswood Terr
Location 2:
Latitude: 0.000000
Longitude: 0.000000
Direction: Combined

File Name: untitled_0
Date Printed: 8/16/2023
Start Date: 7/27/2023
End Date: 8/3/2023
GPS Accuracy: 0 ft
Location Verified: No

8/3/2023 Time	0 - 15 MPH	> 15 - 20 MPH	> 20 - 25 MPH	> 25 - 30 MPH	> 30 - 35 MPH	> 35 - 40 MPH	> 40 - 45 MPH	> 45 - 50 MPH	> 50 - 55 MPH	> 55 - 60 MPH	> 60 - 65 MPH	> 65 - 70 MPH	> 70 MPH	Total
12:00 AM	0	1	1	4	7	3	0	1	0	0	0	0	0	17
1:00	0	2	3	4	7	3	0	0	0	0	0	0	0	19
2:00	0	0	2	4	3	1	0	0	0	0	0	0	0	10
3:00	0	0	0	4	1	0	0	0	0	0	0	0	0	5
4:00	0	1	0	0	7	5	1	0	0	0	0	0	0	14
5:00	1	8	6	12	28	10	2	0	0	0	0	0	0	67
6:00	1	18	12	18	49	24	5	1	0	0	0	0	0	128
7:00	3	26	17	54	89	39	7	0	0	0	0	0	0	235
8:00	10	31	24	76	143	59	3	1	0	0	0	0	0	347
9:00	8	44	29	71	104	33	5	0	0	0	0	0	0	294
10:00	11	53	28	71	134	34	1	0	0	0	0	0	0	332
11:00	9	48	40	96	119	37	4	1	0	0	0	0	0	354
12:00 PM	1	47	42	125	151	36	2	1	0	0	0	0	0	405
1:00	5	37	27	97	133	27	4	1	0	0	0	0	0	331
2:00	6	43	30	111	122	34	5	0	0	0	0	0	0	351
3:00	4	44	44	99	146	36	2	0	0	0	0	0	0	375
4:00	5	55	39	98	143	62	4	0	0	0	0	0	0	406
5:00	3	41	29	110	143	60	6	2	0	0	0	0	0	394
6:00	8	29	27	63	84	28	4	0	0	0	0	0	0	243
7:00	5	27	23	70	68	33	1	0	0	0	0	0	0	227
8:00	2	13	7	21	33	7	0	0	0	0	0	0	0	83
9:00	*	*	*	*	*	*	*	*	*	*	*	*	*	0
10:00	*	*	*	*	*	*	*	*	*	*	*	*	*	0
11:00	*	*	*	*	*	*	*	*	*	*	*	*	*	0
Total	82	568	430	1208	1714	571	56	8	0	0	0	0	0	4637
Grand Total	620	4328	3727	9687	13797	4552	582	63	10	2	4	1	1	37374

Stats	Percentile	15th	50th	85th	95th
	Speed	21	30	35	38
	Mean Speed (Average)	28.9			
	10 MPH Pace Speed	25-34			
	Number in Pace	23283			
	Percent in Pace	62.3%			
	Number > 30 MPH	19011			
	Percent > 30 MPH	50.9%			



Town of Hartford - US5 (Tafts Flats)
Speed Study Analysis 2023

● Speed Count Location (1)
July 26, 2023 - August 9, 2023

TRORC
Two Rivers-Ottauquechee
REGIONAL COMMISSION



Town of Hartford - US5 (Wilder)
Speed Study Analysis 2023

● Speed Count Location (1)
July 27, 2023 - August 9, 2023

TRORC
Two Rivers-Ottauquechee
REGIONAL COMMISSION

Hartford US5 Speed Study Results

Rita Seto <rseto@trorc.org>

Tue 8/22/2023 3:01 PM

To:Bryan Gazda <bgazda@hartford-vt.org>

Cc:Christopher Holzwarth <cholzwarth@hartford-vt.org>;Lori Hirshfield <lhirshfield@hartford-vt.org>;Matt Osborn <mosborn@hartford-vt.org>;Gregory Sheldon <gsheldon@hartford-vt.org>;Chris Bump <chris.bump@vermont.gov>;Degutis, Ian <Ian.Degutis@vermont.gov>;Peter G. Gregory <pgregory@trorc.org>

3 attachments (3 MB)

Hartford_2023_Route 5_Traffic_Count_Memo.pdf; Hartford US5 - Tafts Flats Speed Report.pdf; Hartford US5 - Wilder Speed Report.pdf;

[EXTERNAL EMAIL: DO NOT CLICK on links or open attachments unless you are sure the content is safe.]

Hi Bryan

I've processed the speed data collected on US5 in Tafts Flats and Wilder. I've attached a memo summarizing the data and the raw data reports for each site. As noted in the memo, the counter in Wilder only collected 8 days of traffic data vs. the 14 standard days. For reasons unknown, the counter stopped collecting data on August 3 around 8pm however there is still a good amount of data collected.

Thanks!
Rita

Rita Seto, AICP | Senior Planner

TRORC

128 King Farm Road | Woodstock, VT 05091
802-457-3188 x3004 or cell: 802-281-2927
trorc.org | facebook | youtube

This email is not a legal opinion and is part of the public domain.

23HF02837

Responded to the area of the Dothan Brook school after Hartford dispatch received a report of a vehicle being operated eratically in the area. The vehicle was described as a orange Subaru Cross Track bearing VT REG: KAS395.

I was initially unable to locate the vehicle and expanded my search area. Shortly thereafter the vehicle was located parked in front of a business at the end of Billings Farm Road. Upon inspecting the vehicle from the outside it appeared to be empty however upon checking closer I located a 78 year old female in the driver's position and noted that she was very small in stature. She was identified as Angelo Bove DOB: 04/10/45.

Upon contacting Bove I learned that she attributed her erratic operation to the fact that she was looking for a business and didn't know it's exact location. Although Bove advised that she takes medication she stated that it's only at night time and nothing that would affect her driving. I did not note any indicators of alcohol consumption or impairment.

I followed the complainant for approximately two miles after she left the area and observed her operation to be safe. No further action taken.

23HF03501 – Heidi Dudo

05/11/2023 20:06:29 Kent, M

Male on a tiny dirt bike or mini bike no helmet on, whi male kind of chunky, unk what he was wearing toward Hartford Village making bike noises

23HF03933 – Heidi Dudo

05/27/2023 18:03:01 Kent, M

Weird little boy doesn't wear a helmet on a dirt bike, driveway of big yellow apartment building, known meth house, wearing a bb cap

23HF04975 – Ryan Dutton

On the above date and time, while I was conducting a traffic stop in the area of the Wilder Motel, Hartford Dispatch advised of a motor vehicle complaint in the area of Dothan Brook School in the Town of Hartford, VT. It was reported that a vehicle with NY plates was all over the road. After clearing the traffic stop, I located the white 2023 Honda HRV bearing NY registration LCF5974, in the Wilder

Motel parking lot.

The operator, Victoria Schilling, advised that she was looking for directions and talking with the hotel about her reservation. I did not observe any sign of impairment.

23HF05979 – Rebecca Giller

On 08/15/2023 at approximately 2000 hours, I attempted to stop a motorcyclist for a traffic stop in reference to the complaints received. The motorcyclist was later identified as Darren Stanley. Stanley took off and did not stop for the traffic stop. See affidavit for details.

Neg Op and VCON charges pending.

AGENDA MEMORANDUM
September 19, 2023
Town Selectboard Meeting Item: 5d
Submitted by: Scott Cooney, Fire Chief

Subject: **Municipal Fire Alarm RFQ Award and ARPA reallocation of Funds Request**

Background: For fiscal year 2024 the Board and the voters approved $35,000 in the General Fund to replace the municipal fire alarm monitoring system.

On January 19, 2023, the Board approved the usage of $450,000.00 to refurbish a 2006 EONE Fire Engine.

Discussion: The current municipal fire alarm monitoring system has an end of support date of January 1, 2024. The Town released a Request for Quotation (RFQ) to replace the current monitoring system. We received one response to the RFQ from Security Information Systems, Inc. (SIS) for replacement of all equipment and hardware for a proposed cost of $287,175.00. After a comprehensive audit of current equipment with fire department staff, the IT Director and the vendor the cost was reduced to $89,970.00 from the vendor and $6,191.32 additional for a new server for a new total project cost of $96,161.32. With $35,000 dedicated from the General Fund the remaining balance required to complete the project is $61,161.32.

The refurbishment cost of the 2006 EONE fire engine is $340,087.00 which leaves an ARPA balance of $109,913.00. Of which $61,161.32 could be allocated to the fire alarm monitoring, leaving $48,751.68 available for unforeseen refurbishment costs.

Financial Impact: Total Cost $95,970 less $35,000 from the General Fund leaves a balance of $61,161.32 funded by reallocated ARPA funds. Annual revenue from the fire alarm monitoring contracts is $33,750-$40,000.

Recommendation Motion: I move to authorize the Acting Town Manager to award the purchase of a municipal fire alarm monitoring system to Security Information Systems, Inc. and reallocate $61,161.32 in ARPA funds from the fire engine refurbishment to the municipal fire alarm system replacement.

Acting Town Manager

Attachments: SIS Quotation #1
SIS Quotation # 2
Dell Server Quotation
ARPA Funding Allocation 5/2/2023

Proposal

Alarm Center® Monitoring/Dispatch System
Enterprise System
UL-1981 for for Central-Station Automation System Software

Project Title: RFQ for AES Fire Alarm Automation Software for Alarm Handling

For:

Town Manager
Town of Hartford Vermont
171 Bridge St.
White River Junction, VT 05001
Attn: Fire Alarm System Automation RFQ

By:

Paul Gomez
Security Information Systems, Inc.
6314 Kingspointe Parkway, Unit #3
Orlando, Florida 32819
U.S.A.

Phone: (407) 345-1550
Fax: (407) 345-1690

www.SecuritySoftware.com

Date: July 7, 2023

Confidentiality Notice:
This material is intended only for the individual or entity to which it is addressed. It contains privileged, confidential information which is exempt from disclosure under applicable laws. If you are not the intended recipient, please note that you are strictly prohibited from printing, copying, forwarding, disseminating or distributing this material (other than to the intended recipient). If you have received this communication in error, please notify immediately by telephone and/or email, and delete the original message.

CONFIDENTIAL INFORMATION

Purpose:

The purpose of this proposal is to respond to the Town of Hartford, VT's RFQ for AES Alarm Automation Software for Alarm Handling dated June 6, 2023. SIS submitted questions in writing to Chief Scott Cooney on June 8, 2023 and received responses on June 9, 2023. Included with this proposal is a copy of the Q&A sheet and a copy of SIS's Capability Statement.

Company Overview:

Security Information Systems, Inc. (SIS) has serviced the security industry since 1987 and is the leading software developer of alarm dispatching software. Servicing over 5000 companies world-wide, the Alarm Center® Monitoring/Dispatch Module is a proven solution for life safety monitoring and dispatching of alarms. SIS is based and its products are developed completely in the United States from its headquarters in Orlando, Florida. SIS operates out of a cleared facility; all SIS personnel are U.S. citizens, speak fluent English, and have passed extensive background checks.

SIS Key Technical Personnel:

SIS Director of Engineering, Subject Matter Expert, 20+ years of expertise with the Alarm Center software, SQL databases, custom alarm interfaces, alarm signal formats and raw data. SIS's SME will be involved with the CAD interface module and database conversion portions of this project. He will be responsible for interfacing with the end user's and the CAD vendor's representative to ensure the Alarm Center CAD interface is developed, tested, and functioning as designed. He will also be responsible for overseeing the one-time conversion services of the end user's existing database.

SIS Sr. System Engineer, 15+ years of experience with the Alarm Center software, SQL databases, custom alarm interfaces, & alarm signal formats. The Sr. System Engineer will also be involved with the CAD interface module and database conversion portions of this project. Responsible for any one-time engineering efforts involved with adjusting the Alarm Center CAD interface module to interface with Spillman CAD and one-time engineering efforts for the database conversion services.

SIS Technical Services Manager, 10+ years of experience with the Alarm Center software, SQL databases, alarm interfaces, alarm signal formats and raw data. Responsible for overseeing the SIS technical and training staff, attending project meetings, assisting with documentation, and scheduling onsite activities.

SIS Certified Technician/Trainer, 5-10 years of experience with the Alarm Center software, SQL databases, alarm interfaces, alarm signal formats and raw data. Responsible for in-house build activities including hardware build, testing, documentation, & shipping, onsite activities including SIS system installation, configuration, training, & signoff sheets, and providing ongoing technical support (outlined in the support services section).

Confidentiality Notice:
This material is intended only for the individual or entity to which it is addressed. It contains privileged, confidential information which is exempt from disclosure under applicable laws. If you are not the intended recipient, please note that you are strictly prohibited from printing, copying, forwarding, disseminating or distributing this material (other than to the intended recipient). If you have received this communication in error, please notify immediately by telephone and/or email, and delete the original message.

CONFIDENTIAL INFORMATION

SIS Project Manager, 10+ years of project management experience. Responsible for scheduling project meetings (kickoff and ongoing tag up meetings for the duration of the project), providing scheduling updates via email, assisting with documentation, shipping, and other tasks as needed. A project manager will be assigned upon project award.

System Overview:

The Alarm Center is a modular and scalable security software platform designed to be the central point in alarm and data management. The Alarm Center Monitoring/Dispatch system is a commercial off the shelf (COTS) product designed for receiving alarms via a digital alarm communication receiver(s), interpreting the data, processing the alarms, and presenting them to the dispatcher staff in English language format for live dispatching of emergency services. The Alarm Center Monitoring/Dispatch Module software has been Underwriters Laboratories, Inc. (UL) tested and is UL-1981 3rd Edition Classified for both Fire & Burglary (UL File# S5622).

Security Information Systems, Inc. (SIS) will offer a complete turn-key solution, which will consist of software, certified hardware, and services by an SIS trained and certified technical team. The commercial off the shelf (COTS) software called Alarm Center will operate on two (2) Traffic Processors, two (2) Signal Processors, and five (5) certified and configured workstations. The Alarm Center is a windows-based application and SIS will include all the necessary Microsoft licenses for the workstations. Additional benefits include SIS's Quality Control internal tests (unit, system, and stress testing).

The herein presented proposal is for one site only and includes onsite services for Alarm Center installation and system administrator & operator training. An SIS tech/trainer will provide certified training to the system operators of the latest function of the Alarm Center UL 3rd edition.

A 12-month 24-Hour Emergency Support Services Agreement is offered with the system, ensuring you receive timely technical services and software updates as released.

Price & Payment Summary:

As part of SIS's proposal, milestones have been allocated to different phases of each project.

Milestones	
Mobilization (Upon fully executed contract)	$ 50,177.50 USD
Proof of System Shipment from SIS Orlando facilities	$ 150,532.50 USD
Installation Visit Completion (Evidenced by Commissioning Sheet Sign off)	$ 63,980.00 USD
System Go-Live and Alarm Center 24-Hour Emergency Support (Evidenced by Commissioning and Training Sheet Sign off)	$ 22,485.00 USD
System Investment	**$ 287,175.00 USD**

Confidentiality Notice:
This material is intended only for the individual or entity to which it is addressed. It contains privileged, confidential information which is exempt from disclosure under applicable laws. If you are not the intended recipient, please note that you are strictly prohibited from printing, copying, forwarding, disseminating or distributing this material (other than to the intended recipient). If you have received this communication in error, please notify immediately by telephone and/or email, and delete the original message.

CONFIDENTIAL INFORMATION

Project Narrative:

From SIS's acceptance of Notice to Proceed (NTP), the project delivery has been estimated to take a total of 120 days. A fully executed contract with acceptable payment terms will constitute a valid NTP.

Startup Meeting (NTP+7)
Upon receipt of the fully executed contract, SIS will schedule a kickoff meeting with the Town's staff and user group representatives for introductions. Virtual meeting via Teams or Zoom hosted by SIS.

Procurement and Clearance: (NTP+14)
SIS will source and procure the necessary hardware components required for the Alarm Center system. During this phase, an SIS representative shall send an email to the person previously identified as the point of contact with an updated status of the progress. At the same time, SIS will commence any necessary security clearance paperwork (if necessary) to visit the site.

SIS System Build (NTP+42)
After procurement and receipt of all the hardware components, SIS's technical team will build and configure the Traffic Processors, Signal Processors, and Workstations in a closed network environment. After setup, the system will undergo bench testing and quality control checks.

System Shipment (NTP+49)
Upon completion of the system build, SIS will ship all the Alarm Center components and populated 42U rack to the end user's designated office location for receiving and storage. SIS will provide email confirmation with detailed tracking information and estimated delivery dates as the "Proof of System Shipment from SIS Orlando facilities" milestone.

Please note: Delivery of equipment and onsite handling.
SIS will not be onsite at the time of hardware delivery. The end user is responsible for receiving and inspecting the delivery to ensure there's no damage during transit. If the equipment is not delivered to the specific installation building/room, it is the end user's responsibility to deliver all SIS equipment to the specific facility/building/room at each location prior to the scheduled time of installation.

Installation (NTP+86)
At this phase, two (2) SIS certified technicians will be onsite to install and configure the system as designed. Signal testing and communication with the alarm receiver will be performed, assuring the complete functionality of the Alarm Center system. The installation services include the system database migration and conversion from the existing system to the Alarm Center 2.0 platform. Completion of the onsite installation will prompt SIS to invoice for the "Installation Visit Completion" milestone.

Please note: SIS requires the end user to assist in making any needed connections to the AES receivers. The existing AES receivers are client supplied hardware and SIS does not accept

Confidentiality Notice:
This material is intended only for the individual or entity to which it is addressed. It contains privileged, confidential information which is exempt from disclosure under applicable laws. If you are not the intended recipient, please note that you are strictly prohibited from printing, copying, forwarding, disseminating or distributing this material (other than to the intended recipient). If you have received this communication in error, please notify immediately by telephone and/or email, and delete the original message.

responsibility for connecting the receivers. SIS will provide serial cables and IP port boards to convert and network the alarm signals to the Alarm Center signal processing hardware.

System Training and Go-Live (NTP+120)
At this phase, an SIS trainer will be on-site to cover all the UL-1981 features of the system, ensuring that the end user personnel at the site are ready to perform their various Alarm Center related tasks (e.g. handle alarm signals, add/edit accounts, system maintenance, programming, and troubleshooting the system). Training will include Operator & Administrator-level training. SIS will provide Alarm Center User's Manuals with information on operation, maintenance, and trouble-shooting the system as installed.

Please note: Due to industry-wide supply chain constraints, orders have been delayed 4-6 weeks. The timeframes listed above are in a *no later than* format and the parties agree to expedite the delivery to the end user whenever reasonable.

Bill of Materials:

Quantity	Description
	PROPOSED HARDWARE
2	**SIS Certified & Configured Rackmount Traffic Data Processor** - Includes SIS Setup & Configuration Services to meet UL-1981 3rd Edition requirements, Microsoft Windows Server 2019 OS, and Manufacturer's Warranty.
2	**SIS Certified & Configured Rackmount Signal Processor** - Includes SIS Setup & Configuration Services to meet UL-1981 3rd Edition requirements, Microsoft Windows Server 2019 OS, and Manufacturer's Warranty.
5	**SIS Certified & Configured Operator Workstation** - Includes SIS Setup & Configuration Services to meet UL-1981 3rd Edition requirements, Microsoft Windows 10 Pro OS, and Manufacturer's Warranty.
1	**SIS Certified & Configured 42U Rack Cabinet** - Includes SIS Setup & Configuration Services and Manufacturer's Warranty. Includes 19" wide, 42U Rack with front and side locking doors, roof fan tray kit, speakers, power distribution units, 2- 4-port Digi TS with cables, and 1U Rackmount Console KVM Switch with 19" LCD.
2	**SIS Certified & Configured Network Switches** - Includes SIS Setup & Configuration Services for 24-port switches for the Alarm Center system.
1	**SIS Certified & Configured Network Reports Printer**
5	**SIS Certified & Configured Rackmount 3000VA UPS** - Includes SIS Setup & Configuration Services and Manufacturer's Warranty.

Confidentiality Notice:
This material is intended only for the individual or entity to which it is addressed. It contains privileged, confidential information which is exempt from disclosure under applicable laws. If you are not the intended recipient, please note that you are strictly prohibited from printing, copying, forwarding, disseminating or distributing this material (other than to the intended recipient). If you have received this communication in error, please notify immediately by telephone and/or email, and delete the original message.

CONFIDENTIAL INFORMATION

	PROPOSED SOFTWARE
1	**Alarm Center Enterprise System (UL-1981 3rd Edition)** - ALARM CENTER® for Windows® Monitoring/Dispatch Module. Industry award-winning dispatching software that interprets, records, and maintains customer alarm data such as burglary, fire, panic/duress, medical, environmental, etc. and routes signals to available operators for appropriate action. Includes Graphical Aid module for dispatching. - The Alarm Center software is a perpetual license and requires a physical USB keytag. The USB keytag must always be plugged into the primary Traffic Processor for complete functionality of the system. - License includes five (5) monitoring CALs (Client Access License) and capability to monitor 1,000 accounts.
1	**Alarm Center SyncAgent & FailOver Modules** - SyncAgent™ allows you to Backup databases from your primary SQL Server® and then Restore them to other server (s) on your local network automatically. During this process, the Program can also create a unique copy of every backup if you need to roll back your data to a specific date and time. Unlike SQL Replication, SyncAgent™ does not have to run on your primary server, thus allowing your server to dedicate its time to what it was designed to do, serve data.
1	**Alarm Center CAD Interface Module** - Includes SIS license and development efforts to interface the Alarm Center Monitoring/ Dispatch Module to the customer's CAD system (Spillman CAD). Includes one (1) year of office hours technical support. - At NTP, SIS shall schedule a technical meeting with the end user and the end user's CAD representative to discuss the scope of work/technical requirements of the CAD integration. SIS requires an NDA with the CAD vendor in relation to the exchange of confidential information. Among the technical requirements, SIS must have: o API of the CAD system o Connectivity to the CAD system with the ability to test & initiate/install the module on the CAD system via remote access or, in the case of testing, via a testing tool that simulates the CAD system o A designated point of contact within the end user's organization (or its representative) who is familiar with the CAD system's API and the customer's desired configuration of the SIS CAD integration module
	PROPOSED SERVICES
1	**Alarm Center 24-Hour Emergency Support Agreement (one year)** - Includes SIS 24 Hour Software Technical Support via telephone for the ALARM CENTER® Monitoring/Dispatch Module during the Support Period. SIS 24 Hour Software Technical Support includes telephone support for the following: support for all standard software operations, assistance with alarm receiver communications issues, and emergency after-hours assistance to return the system to operational status. - Includes general Alarm Center updates as released. The end user is responsible for contacting SIS and scheduling a day/time to update the system. - The 24-hour support agreement includes office hours telephone support for emergency and non-emergency support is provided Monday – Friday, 9AM – 5PM Eastern (excluding Federal Holidays).

Confidentiality Notice:
This material is intended only for the individual or entity to which it is addressed. It contains privileged, confidential information which is exempt from disclosure under applicable laws. If you are not the intended recipient, please note that you are strictly prohibited from printing, copying, forwarding, disseminating or distributing this material (other than to the intended recipient). If you have received this communication in error, please notify immediately by telephone and/or email, and delete the original message.

CONFIDENTIAL INFORMATION

1	**SIS Project Management Services** - Includes SIS project management for the duration of the project and in-house installation & configuration services to build, install, & test the Alarm Center system is performing as designed. SIS lab testing and quality control checks will be performed, verifying the complete functionality of the system.
2	**SIS On-Site Installation Services** - Includes four (4) days of SIS onsite installation & configuration services for one (1) SIS Certified Senior Technician to install and verify the Alarm Center system is installed as designed. Signal testing with alarm receiver(s) and Alarm Center workstation to database connectivity will be performed, verifying the complete functionality of the system. SIS commissioning and signoff sheets will be furnished & completed with onsite personnel.
2	**SIS On-Site Training Services** - Includes SIS onsite training & go-live services. SIS onsite activities include one (1) SIS Certified Senior Technician/Trainer to provide Certified Alarm Center Operator & Administrator level training. Alarm Center training instructions and materials will be provided to onsite personnel according to SIS requirements.
2	**SIS Data Conversion Services** - Includes SIS custom engineering for a one-time conversion of the end user's current alarm automation database. The end user is responsible for providing a copy of the current alarm database and SIS requires 30-45 days to complete the conversion prior to go-lie.

Project Assumptions:

- SIS is not a construction contractor, and this proposal assumes power, network connections, and workspaces are available.
- IP networking, network cabling and drops, and electrical/power requirements are the sole responsibility of the Customer.
- This proposal does not include a test environment, anti-virus, or firewall equipment.
- Delivery of equipment and onsite handling: If the equipment is not delivered to the specific installation building/room, it shall be the end user's responsibility to deliver all SIS equipment to the specific facility/building/room at each location prior to the scheduled time of installation.
- The onsite delivery, installation, and go-live services are tentative (to be scheduled with the end user).
- The total cost of this proposal does not include sales tax (if any).
- This proposal is provided in U.S. dollars (USD) and supersedes all previous estimates.

Confidentiality Notice:
This material is intended only for the individual or entity to which it is addressed. It contains privileged, confidential information which is exempt from disclosure under applicable laws. If you are not the intended recipient, please note that you are strictly prohibited from printing, copying, forwarding, disseminating or distributing this material (other than to the intended recipient). If you have received this communication in error, please notify immediately by telephone and/or email, and delete the original message.

CONFIDENTIAL INFORMATION

Appendix A – General Requirements:

** **An IP network capable of standard TCP/IP communications is required for the system to operate.** This equipment is the sole responsibility of the Customer. Both Local Area & Wide Area networks must communicate seamlessly through standard TCP/IP communications protocols. Minimum requirements are **CAT5E 100Mbps** for all local area network connections. Minimum WAN/Frame Relay requirements are **512Kpbs** (upload & download) for remote signal transfer to main dispatch center.

** **No Network/Internet Firewalls or Routers are included in this quote.** This equipment is the sole responsibility of the Customer. Please contact your Network/Internet service provider (ISP) with your requirements & specifications.

** **Cabling and power requirements are the sole responsibility of the Customer.** All systems are designed to utilize CAT5E cabling standards with a centralized HUB/SWITCH system. All computer locations must have a properly installed CAT5E RJ45 connection located within six ft of the computer workstation and/or computer rack. To facilitate computer maintenance and access, there must be at least two feet of ventilation space around any computer rack location and should be located at least 15 ft away from high voltage power panels, air conditioning units, electric motors, etc. All computer locations must also have a properly installed, isolated and surge protected outlet (see UPS specifications for detailed power outlet specifications) available and be located no more than six feet from each computer/rack location.

** **Customer WAN/Frame Relay Network availability is the sole responsibility of the Customer.** If the WAN/Frame Relay Network is or becomes unavailable for use during any of the installation or testing phases of the system and affects any portion of the installation and/or testing phases of the system, this could significantly affect the schedule for installation and/or testing of the entire enterprise system. SIS reserves the right to charge Customer for any lost time and/or travel related to WAN/Frame Relay Network system availability.

** **Customer Facilities and/or Utilities availability is the responsibility of the Customer**. If any of the facilities or utilities necessary for installation and/or testing of the system become unavailable during the installation and/or testing phases, this will affect the schedule for installation and/or testing of the entire enterprise system. SIS reserves the right to charge the Customer for any lost time and/or travel related to Facilities (or utilities) availability.

** **Equipment Shipment & Onsite Handling.** Unless otherwise specified, all equipment will be shipped via ground freight, FOB Orlando, Florida - Freight Prepaid to the specific installation site - as detailed in this quote. Unless otherwise specified, all shipments will be insured for their full value. If the equipment is not delivered to the installation building/room, it will be the Customer responsibility to deliver all SIS equipment to the specific installation facility/building at each location at the scheduled time of installation.

** **Internet Training.** Some support plans include a specific number of hours of Internet training per year. Internet training is used in one-hour increments for training of new operators, continuing education training for operators and administrative users. Training topics include: operator overviews, basic operations, specific functions, administrative functions and more. Internet training can be scheduled through the Support Portal. Additional Internet training hours (or for sites that do not include Internet training as part of the standard support plan) are charged at $295/hour.

** **Specifications & Substitutions**. Due to manufacturers' availability, System specifications are subject to change. SIS reserves the right to substitute or change materials, parts, product specifications or functional attributes with comparable or replacement product at any time.

** **All Software/Hardware Support Requests Must Include Product Serial Number.** All software/hardware support enquiries require a Product Serial number.

** **All Telephone toll charges are the responsibility of the user.** SIS will handle incoming calls on a first come first serve basis.

** **All Hardware and/or Software Support Plans are purchased for and are in effect for one year.** Plans are non-transferable and non-refundable. Plan scope and cost are subject to change without notice.

Confidentiality Notice:
This material is intended only for the individual or entity to which it is addressed. It contains privileged, confidential information which is exempt from disclosure under applicable laws. If you are not the intended recipient, please note that you are strictly prohibited from printing, copying, forwarding, disseminating or distributing this material (other than to the intended recipient). If you have received this communication in error, please notify immediately by telephone and/or email, and delete the original message.

CONFIDENTIAL INFORMATION

** **Software Support plans are designed to provide support on SIS software and hardware products only.** SIS reserves the right to charge an additional fee for support of non-SIS products or to resolve software problems related to hardware malfunction (i.e., hard drive crash). SIS does not provide support for general Windows® questions. In addition, general questions regarding program operational features, set-up, etc. are handled only during normal office hours.

** **Hardware Rack Requirements**. Standard 19" wide rack system capable of handling at least six[1] (3) standard rack-mount computers (height: 5u's each) with related equipment, a minimum of 24" depth for equipment plus available space for technician access, a minimum of 25u contiguous vertical space available for equipment installation, proper equipment cooling system available within the rack or equipment room, and power requirements as documented previously in Appendix A above. At least thirty days before installation, SIS will require a basic floor plan of the equipment room including existing rack layout and power location w/distances. SIS technicians will require a minimum of three (3) days complete access to the rack area / equipment room for installation and testing of equipment.

** **Quotation Valid for 30 Days.** This quote is valid for 30 days from the date of this document.

Confidentiality Notice:
This material is intended only for the individual or entity to which it is addressed. It contains privileged, confidential information which is exempt from disclosure under applicable laws. If you are not the intended recipient, please note that you are strictly prohibited from printing, copying, forwarding, disseminating or distributing this material (other than to the intended recipient). If you have received this communication in error, please notify immediately by telephone and/or email, and delete the original message.

CONFIDENTIAL INFORMATION

Appendix B – Terms:

This estimate is based on SIS's standard terms and conditions for the delivery of goods and services and its End User License Agreement, including without limitation the following:

Payment terms

- Payment Milestones (see Page 3)
- NET 30 on all invoices

All prices and payments are in US currency (USD), and the total price on this proposal is exclusive of any taxes. A current tax-exempt certificate will be required for clients or orders claiming such.

Insurance requirements

Customer is solely responsible for insuring equipment upon SIS's delivery to customer. Once equipment is onsite, the Customer shall assume all risks for safeguarding SIS equipment. If any equipment becomes damaged or missing, this will affect the schedule for installation and/or testing of the entire system. SIS reserves the right to charge the Customer for any lost or damaged equipment after shipment. In addition, SIS reserves the right to charge for any lost time and/or travel related to such lost or damaged equipment or in the securing of replacement equipment. The cost for the replacement equipment is the sole responsibility of the Customer. Rates for technicians are $295/hr/technician (a maximum of $1695/day/technician) plus any travel and/or lodging related expenses incurred. The cost for any replacement equipment will be charged at the standard rates for such equipment at the time of replacement.

Force Majeure

If SIS's performance is materially hampered, interrupted, or interfered with by reason of any acts of nature, fire, flood, casualty, lockout, strike, labor conditions, unavoidable accident, riot, war, or act of God, or by the enactment, issuance, or operation of any municipal, county, State, or federal law, ordinance or executive, administrative, or judicial regulation, order or decree, or by any local or national emergency, or any other difficulties or delays which are beyond the control, and without the fault of SIS, SIS shall not be held accountable for any delays in the project timetable.

No Warranties

Unless otherwise explicitly stated on SIS's proposal, **SIS MAKES NO REPRESENTATIONS AND GRANTS NO WARRANTIES, EXPRESS OR IMPLIED, EITHER IN FACT OR BY OPERATION OF LAW, BY STATUTE OR OTHERWISE, INCLUDING WITHOUT LIMITATION ANY WARRANTY OF QUALITY, MERCHANTABILITY OR FITNESS FOR A PARTICULAR USE OR PURPOSE.** In lieu of warranties, SIS provides is clients with an award-winning, industry-recognized support plan. These support plans are customizable to the client's needs, please contact your SIS Account Manager for more information.

Confidentiality Notice:
This material is intended only for the individual or entity to which it is addressed. It contains privileged, confidential information which is exempt from disclosure under applicable laws. If you are not the intended recipient, please note that you are strictly prohibited from printing, copying, forwarding, disseminating or distributing this material (other than to the intended recipient). If you have received this communication in error, please notify immediately by telephone and/or email, and delete the original message.

File titled 2023.06.08 SIS Questions - Hartford VT RFQ

RFP Section	SIS Question / Comment	Answer
The desired Software should have the ability to interface with the Agency's existing Spillman® CAD system and any other applicable radio systems.	SIS will provide pricing for a SIS CAD interface to include software licensing and non-recurring engineering. SIS's pricing does not include any Spillman licensing costs or fees, if needed. Will the Spillman CAD system be replaced for another CAD/radio system?	**Motorola Flex/Spillman is our CAD vendor. We have no plans to change.**
The contractor shall provide all equipment, materials, programming and needed training for the software.	SIS's cost proposal will include turnkey hardware, software licensing, installation & training services, and data conversion services of the existing software database. Does the agency have space and power for a 42U rack with turnkey hardware?	**Yes, this new rack would replace the current rack housing the Easton Electronics equipment.**
The contractor shall provide all equipment, materials, programming and needed training for the software.	SIS's cost proposal will include turnkey hardware, software licensing, installation & training services, and data conversion services of the existing software database. After contract award, will the agency provide a copy of the current automation software database? If so, in which format? SQL, excel, etc.?	**Current System is the WARN System ADC Version 5.3.0.4 Easton Electronics Inc. we can produce reports in excel, will investigate other forms.**
The System shall be compliant with the 2019 edition of the National Fire Protection Association (NFPA) Standard 72, as applicable.	The SIS / Alarm Center software application is UL-1981 certified for Central-Station Automation System Software. Will agency accept a UL certified software solution?	**Yes, we will accept UL**
The vendor will be responsible for making any needed connections to the AES receivers.	Can you verify where the AES receivers are located? More or less than 6 feet away from the server room where the automation software server will be located?	**AES receivers are currently located in the same rack as the current automation system.**
The vendor will be responsible for installing and setting up all the necessary hardware, both in the dispatch center and fire station.	SIS assumes all power, network cabling, and workspaces are available. Can the agency confirm this assumption is correct?	**Yes**
Contractors will be required to provide proof of insurance.	Please provide specific COI requirements.	**Construction contractors with whom the Town does business will be required to carry general casualty insurance of at least $2 million aggregate and $1 million per incident. Proof of this insurance must be presented to the Town prior to entering into any work agreement with the contractor. In addition, the Town will be named as a covered party under all relevant contractor insurance policies.**
Provide detailed descriptions of three (3) contracts.	NDAs are in place for existing SIS contracts. Will the attached Capability Statement satisfy this request?	**Yes**

SIS CAPABILITY STATEMENT



ABOUT SIS

Security Information Systems, Inc. (SIS) delivers a modular and scalable security software platform providing real-time automated alert and response management in high security monitoring centers. We serve the Federal government, state and local municipalities, and commercial organizations with complex security needs. Deployed in over 120 countries, SIS software solutions automate the alarm verification process, optimize response to a high volume of critical life safety and physical security alarms, and expand situational awareness over a larger footprint. By seamlessly integrating modern security technology with legacy systems, these solutions give customers the flexibility to upgrade systems over time and the opportunity to maximize the value of investments made in earlier generation technology.

CORE COMPETENCIES

SIS helps customers address challenging security requirements, provides cost savings by extending the life of existing equipment, and consolidates alarms into one platform.

- Physical security, life/safety, and IT network monitoring
- Turnkey solutions (hardware, software, project management, training, & support)
- ACAS and SCAP vulnerability scanning, STIG checklists, POA&Ms
- Integrates with CAD systems for optimized architecture

KEY DIFFERENTIATORS

- DoD facility clearance
- Unmatched integration library unites disparate systems
- Enterprise system architecture with local system and regional system operation
- Sensor agnostic solution that integrates aging, but functional sensors with latest IP-based systems

PAST PERFORMANCE

- U.S. Department of Defense (DoD)
- U.S. Department of Homeland Security (DHS) – Federal Protective Services (FPS) MegaCenters
- Canada's Department of National Defense (DND)
- Department of Justice
- Department of State

INDUSTRY CERTIFICATIONS

- DoD Risk Management Framework (RMF) Certification and Accreditation
- UL Central Station Certification
- Lenel OpenAccess Alliance Program (OAAP) Certification
- ONVIF Conformant

BUSINESS OVERVIEW

- Founded: 1987
- Headquarters: Orlando, FL
- NAICS Code: 561621
- DUNS: 619889488
- CAGE: 1QNC4

CONTACT

Security Information Systems, Inc.
6314 Kingspointe Parkway #3
Orlando, FL 32819 USA
Phone: 407.345.1550
securitysoftware.com
sales@securitysoftware.com

Revised Proposal (no hardware)

Alarm Center® Monitoring/Dispatch System
Enterprise System
UL-1981 for for Central-Station Automation System Software

Project Title: RFQ for AES Fire Alarm Automation Software for Alarm Handling

For:

Scott Cooney, Fire Chief
Town of Hartford Vermont
171 Bridge St.
White River Junction, VT 05001
Attn: Fire Alarm System Automation RFQ

By:

Paul Gomez
Security Information Systems, Inc.
6314 Kingspointe Parkway, Unit #3
Orlando, Florida 32819
U.S.A.

Phone: (407) 345-1550
Fax: (407) 345-1690

www.SecuritySoftware.com

Date: August 7, 2023

Confidentiality Notice:
This material is intended only for the individual or entity to which it is addressed. It contains privileged, confidential information which is exempt from disclosure under applicable laws. If you are not the intended recipient, please note that you are strictly prohibited from printing, copying, forwarding, disseminating or distributing this material (other than to the intended recipient). If you have received this communication in error, please notify immediately by telephone and/or email, and delete the original message.

CONFIDENTIAL INFORMATION

Purpose:

The purpose of this proposal is to respond to the Town of Hartford, VT's RFQ for AES Alarm Automation Software for Alarm Handling dated June 6, 2023. SIS submitted questions in writing to Chief Scott Cooney on June 8, 2023 and received responses on June 9, 2023. Included with this proposal is a copy of the Q&A sheet and a copy of SIS's Capability Statement.

Company Overview:

Security Information Systems, Inc. (SIS) has serviced the security industry since 1987 and is the leading software developer of alarm dispatching software. Servicing over 5000 companies world-wide, the Alarm Center® Monitoring/Dispatch Module is a proven solution for life safety monitoring and dispatching of alarms. SIS is based and its products are developed completely in the United States from its headquarters in Orlando, Florida. SIS operates out of a cleared facility; all SIS personnel are U.S. citizens, speak fluent English, and have passed extensive background checks.

SIS Key Technical Personnel:

SIS Director of Engineering, Subject Matter Expert, 20+ years of expertise with the Alarm Center software, SQL databases, custom alarm interfaces, alarm signal formats and raw data. SIS's SME will be involved with the CAD interface module and database conversion portions of this project. He will be responsible for interfacing with the end user's and the CAD vendor's representative to ensure the Alarm Center CAD interface is developed, tested, and functioning as designed. He will also be responsible for overseeing the one-time conversion services of the end user's existing database.

SIS Sr. System Engineer, 15+ years of experience with the Alarm Center software, SQL databases, custom alarm interfaces, & alarm signal formats. The Sr. System Engineer will also be involved with the CAD interface module and database conversion portions of this project. Responsible for any one-time engineering efforts involved with adjusting the Alarm Center CAD interface module to interface with Spillman CAD and one-time engineering efforts for the database conversion services.

SIS Technical Services Manager, 10+ years of experience with the Alarm Center software, SQL databases, alarm interfaces, alarm signal formats and raw data. Responsible for overseeing the SIS technical and training staff, attending project meetings, assisting with documentation, and scheduling onsite activities.

SIS Certified Technician/Trainer, 5-10 years of experience with the Alarm Center software, SQL databases, alarm interfaces, alarm signal formats and raw data. Responsible for in-house build activities including hardware build, testing, documentation, & shipping, onsite activities including SIS system installation, configuration, training, & signoff sheets, and providing ongoing technical support (outlined in the support services section).

Confidentiality Notice:
This material is intended only for the individual or entity to which it is addressed. It contains privileged, confidential information which is exempt from disclosure under applicable laws. If you are not the intended recipient, please note that you are strictly prohibited from printing, copying, forwarding, disseminating or distributing this material (other than to the intended recipient). If you have received this communication in error, please notify immediately by telephone and/or email, and delete the original message.

CONFIDENTIAL INFORMATION

SIS Project Manager, 10+ years of project management experience. Responsible for scheduling project meetings (kickoff and ongoing tag up meetings for the duration of the project), providing scheduling updates via email, assisting with documentation, shipping, and other tasks as needed. A project manager will be assigned upon project award.

System Overview:

The Alarm Center is a modular and scalable security software platform designed to be the central point in alarm and data management. The Alarm Center Monitoring/Dispatch system is a commercial off the shelf (COTS) product designed for receiving alarms via a digital alarm communication receiver(s), interpreting the data, processing the alarms, and presenting them to the dispatcher staff in English language format for live dispatching of emergency services. The Alarm Center Monitoring/Dispatch Module software has been Underwriters Laboratories, Inc. (UL) tested and is UL-1981 3rd Edition Classified for both Fire & Burglary (UL File# S5622).

Security Information Systems, Inc. (SIS) will offer a solution, which will consist of software and services by an SIS trained and certified technical team. The commercial off the shelf (COTS) software called Alarm Center can operate on two (2) database servers, two (2) signal processing servers, and up to five (5) certified and configured workstations. The Alarm Center is a windows-based application, and the Town of Hartford will provide customer supplied hardware.

The herein presented proposal is for one site only and includes onsite services for Alarm Center installation and system administrator & operator training. An SIS tech/trainer will provide certified training to the system operators of the latest function of the Alarm Center UL 3rd edition.

A 12-month 24-Hour Emergency Support Services Agreement is offered with the system, ensuring you receive timely technical services and software updates as released.

Price & Payment Summary:

As part of SIS's proposal, milestones have been allocated to different phases of each project.

Milestones	
Mobilization (Upon fully executed contract)	$ 44,985.00 USD
Onsite Visit Completion (Evidenced by Commissioning Sheet Sign off)	$ 44,985.00 USD
System Investment	**$ 89,970.00 USD**

Confidentiality Notice:
This material is intended only for the individual or entity to which it is addressed. It contains privileged, confidential information which is exempt from disclosure under applicable laws. If you are not the intended recipient, please note that you are strictly prohibited from printing, copying, forwarding, disseminating or distributing this material (other than to the intended recipient). If you have received this communication in error, please notify immediately by telephone and/or email, and delete the original message.

CONFIDENTIAL INFORMATION

Project Narrative:

From SIS's acceptance of Notice to Proceed (NTP), the project delivery has been estimated to take a total of 90 days. A fully executed contract with acceptable payment terms will constitute a valid NTP.

Startup Meeting (NTP+7)
Upon receipt of the fully executed contract, SIS will schedule a kickoff meeting with the Town's staff and user group representatives for introductions. Virtual meeting via Teams or Zoom hosted by SIS.

SIS System Pre-Installation Activities (NTP+30)
After the project kickoff meeting, SIS's technical team will work with the Town of Hartford's IT team to remotely install the Alarm Center software on the database & signal processing servers and workstations (client supplied hardware) via remote WebEx sessions.

SIS Onsite Configuration & System Training (NTP+90)
At this phase, one (1) SIS certified technician will be onsite to configure the system as designed. Signal testing and communication with the alarm receiver will be performed, assuring the complete functionality of the Alarm Center system. The installation services include the system database migration and conversion from the existing system to the Alarm Center 2.0 platform.

During the onsite visit, training will be providing to cover all the UL-1981 features of the system, ensuring that the end user personnel at the site are ready to perform their various Alarm Center related tasks (e.g. handle alarm signals, add/edit accounts, system maintenance, programming, and troubleshooting the system). Training will include Operator & Administrator-level training. SIS will provide Alarm Center User's Manuals with information on operation, maintenance, and trouble-shooting the system as installed. Completion of the onsite services will prompt SIS to invoice for the "Onsite Visit Completion" milestone.

Please note: SIS requires the end user to assist in making any needed connections to the AES receivers. The existing AES receivers are client supplied hardware and SIS does not accept responsibility for connecting the receivers. SIS will provide serial cables and IP port boards to convert and network the alarm signals to the Alarm Center signal processing hardware.

Confidentiality Notice:
This material is intended only for the individual or entity to which it is addressed. It contains privileged, confidential information which is exempt from disclosure under applicable laws. If you are not the intended recipient, please note that you are strictly prohibited from printing, copying, forwarding, disseminating or distributing this material (other than to the intended recipient). If you have received this communication in error, please notify immediately by telephone and/or email, and delete the original message.

CONFIDENTIAL INFORMATION

Bill of Materials:

Quantity	Description
	PROPOSED HARDWARE
2	**SIS Certified & Configured Terminal Servers** - Includes 4-port Digi TS with cables. Serial to IP converters.
	PROPOSED SOFTWARE
1	**Alarm Center Enterprise System (UL-1981 3rd Edition)** - ALARM CENTER® for Windows® Monitoring/Dispatch Module. Industry award-winning dispatching software that interprets, records, and maintains customer alarm data such as burglary, fire, panic/duress, medical, environmental, etc. and routes signals to available operators for appropriate action. Includes Graphical Aid module for dispatching. - The Alarm Center software is a perpetual license and requires a physical USB keytag. The USB keytag must always be plugged into the primary database server for complete functionality of the system. - License includes five (5) monitoring CALs (Client Access License) and capability to monitor 1,000 accounts.
1	**Alarm Center SyncAgent & FailOver Modules** - SyncAgent™ allows you to Backup databases from your primary SQL Server® and then Restore them to other server (s) on your local network automatically. During this process, the Program can also create a unique copy of every backup if you need to roll back your data to a specific date and time. Unlike SQL Replication, SyncAgent™ does not have to run on your primary server, thus allowing your server to dedicate its time to what it was designed to do, serve data.

1	**Alarm Center CAD Interface Module**
	- Includes SIS license and development efforts to interface the Alarm Center Monitoring/ Dispatch Module to the customer's CAD system (Spillman CAD). Includes one (1) year of office hours technical support.
	- At NTP, SIS shall schedule a technical meeting with the end user and the end user's CAD representative to discuss the scope of work/technical requirements of the CAD integration. SIS requires an NDA with the CAD vendor in relation to the exchange of confidential information. Among the technical requirements, SIS must have:
	  ○ API of the CAD system
	  ○ Connectivity to the CAD system with the ability to test & initiate/install the module on the CAD system via remote access or, in the case of testing, via a testing tool that simulates the CAD system
	  ○ A designated point of contact within the end user's organization (or its representative) who is familiar with the CAD system's API and the customer's desired configuration of the SIS CAD integration module

	PROPOSED SERVICES

Confidentiality Notice:
This material is intended only for the individual or entity to which it is addressed. It contains privileged, confidential information which is exempt from disclosure under applicable laws. If you are not the intended recipient, please note that you are strictly prohibited from printing, copying, forwarding, disseminating or distributing this material (other than to the intended recipient). If you have received this communication in error, please notify immediately by telephone and/or email, and delete the original message.

CONFIDENTIAL INFORMATION

1	**Alarm Center 24-Hour Emergency Support Agreement (one year)** - Includes SIS 24 Hour Software Technical Support via telephone for the ALARM CENTER® Monitoring/Dispatch Module during the Support Period. SIS 24 Hour Software Technical Support includes telephone support for the following: support for all standard software operations, assistance with alarm receiver communications issues, and emergency after-hours assistance to return the system to operational status. - Includes general Alarm Center updates as released. The end user is responsible for contacting SIS and scheduling a day/time to update the system. - The 24-hour support agreement includes office hours telephone support for emergency and non-emergency support is provided Monday – Friday, 9AM – 5PM Eastern (excluding Federal Holidays).
1	**SIS On-Site Installation & Training Services** - Includes four (4) days of SIS onsite installation & configuration services for one (1) SIS Certified Senior Technician to verify the Alarm Center system is installed as designed. Signal testing with alarm receiver(s) and Alarm Center workstation to database connectivity will be performed, verifying the complete functionality of the system. SIS commissioning and signoff sheets will be furnished & completed with onsite personnel. - Includes SIS onsite training & go-live services. SIS onsite activities include one (1) SIS Certified Senior Technician/Trainer to provide Certified Alarm Center Operator & Administrator level training. Alarm Center training instructions and materials will be provided to onsite personnel according to SIS requirements. - SIS will provide remote installation and training services prior to scheduling the onsite visit to complete the preliminary software installation and provide 'how to training' for system familiarity.
1	**SIS Data Conversion Services** - Includes SIS custom engineering for a one-time conversion of the end user's current alarm automation database. The end user is responsible for providing a copy of the current alarm database and SIS requires 30-45 days to complete the conversion prior to go-live.

Project Assumptions:

- SIS is not a construction contractor, and this proposal assumes power, network connections, and workspaces are available.
- IP networking, network cabling and drops, and electrical/power requirements are the sole responsibility of the Customer.
- This proposal does not include a test environment, anti-virus, or firewall equipment.
- Delivery of equipment and onsite handling: If the equipment is not delivered to the specific installation building/room, it shall be the end user's responsibility to deliver all SIS equipment to the specific facility/building/room at each location prior to the scheduled time of installation.
- The onsite delivery, installation, and go-live services are tentative (to be scheduled with the end user).
- The total cost of this proposal does not include sales tax (if any).
- This proposal is provided in U.S. dollars (USD) and supersedes all previous estimates.

Confidentiality Notice:
This material is intended only for the individual or entity to which it is addressed. It contains privileged, confidential information which is exempt from disclosure under applicable laws. If you are not the intended recipient, please note that you are strictly prohibited from printing, copying, forwarding, disseminating or distributing this material (other than to the intended recipient). If you have received this communication in error, please notify immediately by telephone and/or email, and delete the original message.

CONFIDENTIAL INFORMATION

Appendix A – General Requirements:

** **An IP network capable of standard TCP/IP communications is required for the system to operate.** This equipment is the sole responsibility of the Customer. Both Local Area & Wide Area networks must communicate seamlessly through standard TCP/IP communications protocols. Minimum requirements are **CAT5E 100Mbps** for all local area network connections. Minimum WAN/Frame Relay requirements are **512Kpbs** (upload & download) for remote signal transfer to main dispatch center.

** **No Network/Internet Firewalls or Routers are included in this quote.** This equipment is the sole responsibility of the Customer. Please contact your Network/Internet service provider (ISP) with your requirements & specifications.

** **Cabling and power requirements are the sole responsibility of the Customer.** All systems are designed to utilize CAT5E cabling standards with a centralized HUB/SWITCH system. All computer locations must have a properly installed CAT5E RJ45 connection located within six ft of the computer workstation and/or computer rack. To facilitate computer maintenance and access, there must be at least two feet of ventilation space around any computer rack location and should be located at least 15 ft away from high voltage power panels, air conditioning units, electric motors, etc. All computer locations must also have a properly installed, isolated and surge protected outlet (see UPS specifications for detailed power outlet specifications) available and be located no more than six feet from each computer/rack location.

** **Customer WAN/Frame Relay Network availability is the sole responsibility of the Customer.** If the WAN/Frame Relay Network is or becomes unavailable for use during any of the installation or testing phases of the system and affects any portion of the installation and/or testing phases of the system, this could significantly affect the schedule for installation and/or testing of the entire enterprise system. SIS reserves the right to charge Customer for any lost time and/or travel related to WAN/Frame Relay Network system availability.

** **Customer Facilities and/or Utilities availability is the responsibility of the Customer**. If any of the facilities or utilities necessary for installation and/or testing of the system become unavailable during the installation and/or testing phases, this will affect the schedule for installation and/or testing of the entire enterprise system. SIS reserves the right to charge the Customer for any lost time and/or travel related to Facilities (or utilities) availability.

** **Equipment Shipment & Onsite Handling.** Unless otherwise specified, all equipment will be shipped via ground freight, FOB Orlando, Florida - Freight Prepaid to the specific installation site - as detailed in this quote. Unless otherwise specified, all shipments will be insured for their full value. If the equipment is not delivered to the installation building/room, it will be the Customer responsibility to deliver all SIS equipment to the specific installation facility/building at each location at the scheduled time of installation.

** **Internet Training.** Some support plans include a specific number of hours of Internet training per year. Internet training is used in one-hour increments for training of new operators, continuing education training for operators and administrative users. Training topics include: operator overviews, basic operations, specific functions, administrative functions and more. Internet training can be scheduled through the Support Portal. Additional Internet training hours (or for sites that do not include Internet training as part of the standard support plan) are charged at $295/hour.

** **Specifications & Substitutions**. Due to manufacturers' availability, System specifications are subject to change. SIS reserves the right to substitute or change materials, parts, product specifications or functional attributes with comparable or replacement product at any time.

** **All Software/Hardware Support Requests Must Include Product Serial Number.** All software/hardware support enquiries require a Product Serial number.

Confidentiality Notice:
This material is intended only for the individual or entity to which it is addressed. It contains privileged, confidential information which is exempt from disclosure under applicable laws. If you are not the intended recipient, please note that you are strictly prohibited from printing, copying, forwarding, disseminating or distributing this material (other than to the intended recipient). If you have received this communication in error, please notify immediately by telephone and/or email, and delete the original message.

CONFIDENTIAL INFORMATION

** **All Telephone toll charges are the responsibility of the user.** SIS will handle incoming calls on a first come first serve basis.

** **All Hardware and/or Software Support Plans are purchased for and are in effect for one year.** Plans are non-transferable and non-refundable. Plan scope and cost are subject to change without notice.

** **Software Support plans are designed to provide support on SIS software and hardware products only.** SIS reserves the right to charge an additional fee for support of non-SIS products or to resolve software problems related to hardware malfunction (i.e., hard drive crash). SIS does not provide support for general Windows® questions. In addition, general questions regarding program operational features, set-up, etc. are handled only during normal office hours.

** **Hardware Rack Requirements**. Standard 19" wide rack system capable of handling at least six[1] (3) standard rack-mount computers (height: 5u's each) with related equipment, a minimum of 24" depth for equipment plus available space for technician access, a minimum of 25u contiguous vertical space available for equipment installation, proper equipment cooling system available within the rack or equipment room, and power requirements as documented previously in Appendix A above. At least thirty days before installation, SIS will require a basic floor plan of the equipment room including existing rack layout and power location w/distances. SIS technicians will require a minimum of three (3) days complete access to the rack area / equipment room for installation and testing of equipment.

** **Quotation Valid for 30 Days.** This quote is valid for 30 days from the date of this document.

Confidentiality Notice:
This material is intended only for the individual or entity to which it is addressed. It contains privileged, confidential information which is exempt from disclosure under applicable laws. If you are not the intended recipient, please note that you are strictly prohibited from printing, copying, forwarding, disseminating or distributing this material (other than to the intended recipient). If you have received this communication in error, please notify immediately by telephone and/or email, and delete the original message.

Appendix B – Terms:

This estimate is based on SIS's standard terms and conditions for the delivery of goods and services and its End User License Agreement, including without limitation the following:

Payment terms

- Payment Milestones (see Page 3)
- NET 30 on all invoices

All prices and payments are in US currency (USD), and the total price on this proposal is exclusive of any taxes. A current tax-exempt certificate will be required for clients or orders claiming such.

Insurance requirements

Customer is solely responsible for insuring equipment upon SIS's delivery to customer. Once equipment is onsite, the Customer shall assume all risks for safeguarding SIS equipment. If any equipment becomes damaged or missing, this will affect the schedule for installation and/or testing of the entire system. SIS reserves the right to charge the Customer for any lost or damaged equipment after shipment. In addition, SIS reserves the right to charge for any lost time and/or travel related to such lost or damaged equipment or in the securing of replacement equipment. The cost for the replacement equipment is the sole responsibility of the Customer. Rates for technicians are $295/hr/technician (a maximum of $1695/day/technician) plus any travel and/or lodging related expenses incurred. The cost for any replacement equipment will be charged at the standard rates for such equipment at the time of replacement.

Force Majeure

If SIS's performance is materially hampered, interrupted, or interfered with by reason of any acts of nature, fire, flood, casualty, lockout, strike, labor conditions, unavoidable accident, riot, war, or act of God, or by the enactment, issuance, or operation of any municipal, county, State, or federal law, ordinance or executive, administrative, or judicial regulation, order or decree, or by any local or national emergency, or any other difficulties or delays which are beyond the control, and without the fault of SIS, SIS shall not be held accountable for any delays in the project timetable.

No Warranties

Unless otherwise explicitly stated on SIS's proposal, **SIS MAKES NO REPRESENTATIONS AND GRANTS NO WARRANTIES, EXPRESS OR IMPLIED, EITHER IN FACT OR BY OPERATION OF LAW, BY STATUTE OR OTHERWISE, INCLUDING WITHOUT LIMITATION ANY WARRANTY OF QUALITY, MERCHANTABILITY OR FITNESS FOR A PARTICULAR USE OR PURPOSE.** In lieu of warranties, SIS provides is clients with an award-winning, industry-recognized support plan. These support plans are customizable to the client's needs, please contact your SIS Account Manager for more information.

Confidentiality Notice:
This material is intended only for the individual or entity to which it is addressed. It contains privileged, confidential information which is exempt from disclosure under applicable laws. If you are not the intended recipient, please note that you are strictly prohibited from printing, copying, forwarding, disseminating or distributing this material (other than to the intended recipient). If you have received this communication in error, please notify immediately by telephone and/or email, and delete the original message.

DELL eQuote

Savings	$15,920.53
Subtotal (1)	**$6,191.32**
Estimated Shipping	$36.49
Shipping Discount	-$36.49
Total	**$6,191.32**

If you need to change the quantity of an item in this quote, contact your Dell sales representative. Your offers and discounts will need to be recalculated.

Details

R450 | Hartford VT | 595709660
Quote number # 3000160003243

Created August 21, 2023
Expires September 21, 2023

Billing

Order contact
PAYABLE ACCOUNTS
TOWN OF HARTFORD
Contract Code: C000000005600
Customer agreement number: NCPA 01-42
Phone number: (802) 295-3232
Additional::
DWALSH@HARTFORD-VT.ORG

Billing information
PAYABLE ACCOUNTS
TOWN OF HARTFORD
171 BRIDGE ST, WHITE RIVER JUNCTION, VT, 05001
Customer number: 7839649
Phone number: (802) 295-3232
Additional::
DWALSH@HARTFORD-VT.ORG

Tax exemption
I am tax exempt

Shipping

Shipping information
RECEIVING DEPT
TOWN OF HARTFORD
812 VA CUTOFF RD, WHITE RIVER JUNCTION, VT, 05001
Phone number: (802) 295-3622
Additional::
DWALSH@HARTFORD-VT.ORG

Delivery method
Standard Delivery

Trade compliance
No, I will not be exporting

Payment method

Net Terms

Dell Sales Representative

Tatyana Thompson
Phone number: (800) 456-3355 ext. 6186436
Tatyana.Thompson@Dell.com

Group ID: 18101342.11.1

Items	Quantity	Unit Price	Item total
PowerEdge R450	1	$22,111.85	$22,111.85



Discounted unit price: $6,191.32
Contract Name: Dell National Cooperative Purchasing Alliance-NCPA Master Agreement
Contract Code: C000000005600
Customer Agreement #: NCPA 01-42
Estimated Delivery
lowest cost delivery to 05001 by Monday, September 25, 2023

Catalog Number: 84 / amer_r450_15127

Category	Description	Code	Qty	SKU	ID
FRONT STORAGE	Chassis with up to 4x3.5" Drives	G2LRUOY	1	[379-BDSZ]	1502
BACKPLANE	SAS/SATA Backplane	GK0E3OX	1	[379-BDSS]	1503
Base	PowerEdge R450 Server	GJFZ58P	1	[210-AZDS]	1
Trusted Platform Module	Trusted Platform Module 2.0 V3	GGX1VDO	1	[461-AAIG]	1574
Chassis Configuration	3.5" Chassis with up to 4 Hard Drives (SAS/SATA) 1 CPU	GX42N1Y	1	[321-BGSD]	1530
Processor	Intel® Xeon® Silver 4310 2.1G, 12C/24T, 10.4GT/s, 18M Cache, Turbo, HT (120W) DDR4-2666	GGNVS69	1	[338-CBWJ]	1550

Category	Description	Code	Qty	SKU	ID
Additional Processor	No Additional Processor	GWSO9LE	1	[374-BBBX]	1551
Processor Thermal Configuration	Heatsink for 1 CPU configuration (CPU less or equal 165 W)	GLEMU9G	1	[412-AAVV] [412-ABBC]	1697
Memory Configuration Type	Performance Optimized	GH9QBEI	1	[370-AAIP]	1562
Memory DIMM Type and Speed	3200MT/s RDIMMs	GR3CFNV	1	[370-AEVR]	1561
Memory Capacity	(4) 8GB RDIMM, 3200MT/s, Single Rank	G9RX0QL	4	[370-AEVO]	1560
RAID Configuration	C1, No RAID for HDDs/SSDs (Mixed Drive Types Allowed)	G8510ID	1	[780-BCDI]	1540
RAID/Internal Storage Controllers	Front HBA355i Front Load	GVX0QTB	1	[405-AAXY] [750-ACFR]	1541
Hard Drives	(4) 600GB 15K RPM SAS 12 Gbps 512n 2.5in Hot-plug Hard Drive,3.5in HYB CARR	5102973	4	[400-ARWM]	1570
BIOS and Advanced System Configuration Settings	Performance BIOS Setting	GJO594B	1	[384-BBBL]	1533
Advanced System Configurations	UEFI BIOS Boot Mode with GPT Partition	GSFTG4Y	1	[800-BBDM]	1534
Fans	Standard Fan x5	GMAH9KZ	1	[384-BCTZ]	1531
Power Supply	Single, Hot-Plug, Power Supply (1+0), 600W	GP2GVH7	1	[450-AKMO]	1620
Power Cords	(2) NEMA 5-15P to C13 Wall Plug, 125 Volt, 15 AMP, 10 Feet (3m), Power Cord, North America	G749Q3L	2	[450-AALV]	1621
PCIe Riser	Riser Config 0, 1xOCP 3.0(x16)+ 1x16LP	GB8I5NQ	1	[330-BBVF]	1510
Motherboard	PowerEdge R450 Motherboard with Broadcom 5720 Dual Port 1Gb On-Board LOM	G0T5MUX	1	[329-BGHZ]	1536
Embedded Systems Management	iDRAC9, Enterprise 15G	G4NWS93	1	[385-BBQV]	1520
Embedded Systems Management	Server Secured Component Verification	G9X14RE	1	[528-COYT]	1520
OCP 3.0 Network Adapters	Broadcom 5720 Quad Port 1GbE BASE-T Adapter, OCP NIC 3.0	G9TO04Y	1	[540-BCOB]	1518
Bezel	LCD Bezel for x4 Chassis	GCPR7BN	1	[325-BECJ] [350-BCFK]	1532
Quick Sync	No Quick Sync	GT8Y6M9	1	[350-BCEM]	1695
Password	iDRAC,Factory Generated Password	G2T768J	1	[379-BCSF]	1693
Group Manager	iDRAC Group Manager, Disabled	GTVA94K	1	[379-BCQY]	1692
Operating System	Windows Server 2022 Standard,16CORE,FI,No Med,No CAL, Multi Language	GNY0LDG	1	[634-BYJY]	1650
OS Media Kits	Windows Server 2022 Standard,16CORE,DF Recovery Image, Multi Lang, (Downgrade not included)	G5UNFAX	1	[528-CSCP]	1652

Category	Description	Code	Qty	SKU	ID
OS Media Kits	Windows Server 2022 Standard,No Media, WS2016 Std Downgrade w/DVD Media,Multi Lang	GRS4BVD	1	[528-CSCL] [634-BYLP]	1652
OS Media Kits	Windows Server 2022 Standard,No Media, WS2019 Std Downgrade w/DVD Media,Multi Lang	GT46NV1	1	[528-CSCQ] [634-BYLQ]	1652
Microsoft SQL Server	Microsoft SQL Server 2022 Standard,OEM, Incl. 5 Device CALs, NFI with SQL2019/2017 DWGD Media	G8HA6Z1	1	[634-BZWS]	1657
Rack Rails	ReadyRails™ Static Rails for 2/4-post Racks	GFK9A8H	1	[770-BBBM]	1610
Internal Optical Drive	No Internal Optical Drive	GZP2ROB	1	[429-AAIQ]	1600
System Documentation	No Systems Documentation, No OpenManage DVD Kit	GVRYSM7	1	[631-AACK]	1590
Shipping	PowerEdge R450 Shipping	GN1ARXB	1	[340-CVKF]	1500
Shipping Material	PowerEdge R450 x4, x10 Long Drive Shipping Material	GSHQXJ5	1	[343-BBRP]	1690
Regulatory	PowerEdge 1U CCC Marking, No BIS or CE Marking	GOJBR4T	1	[389-DYHB] [389-DYLZ]	1507
Services: Hardware Support	3 Years ProSupport Plus Mission Critical 4-Hour Onsite Service	G5ICEN4	1	[859-3804] [859-3846] [859-3847] [951-2015]	29
Deployment Services	No Installation	NOINSTL	1	[900-9997]	714
Configuration Services - Asset Tagging	Enterprise ProSupport Asset Label	PROSUP	1	[366-0187] [377-8262]	352

Premier discount -$2,412.38
-$13,508.15

Expires Details

Item total: $6,191.32

The following discounts have been applied to your cart:

Contract Shipping Discount for Shipping Option: LD : $36.49
Expires December 31, 9999

Savings: $15,920.53

Subtotal (1): $6,191.32

Savings	$15,920.53
Subtotal (1)	**$6,191.32**
Estimated Shipping	$36.49
Shipping Discount	-$36.49
Total	**$6,191.32**

Support Support
Order Status
Drivers & Downloads
Product Support
Support by Topic
Warranty Information

Account Account
Your Profile
Dell Contacts
Address Book

Copyright © 2023 Dell Inc. Legal & Regulatory Terms of Sale Privacy Statement

Do Not Sell or Share My Personal Information Accessibility Anti-Slavery & Human Trafficking

Ultrabook, Celeron, Celeron Inside, Core Inside, Intel, Intel Logo, Intel Atom, Intel Atom Inside, Intel Core, Intel Inside, Intel Inside Logo, Intel vPro, Itanium, Itanium Inside, Pentium, Pentium Inside, vPro Inside, Xeon, Xeon Phi, Xeon Inside, and Intel Optane are trademarks of Intel Corporation or its subsidiaries in the U.S. and/or other countries.

Same day shipment subject to order size limitations, Dell standard shipping methods and payment via credit card, gift card or Dell Business Credit.^ Notification will be provided if there are payment delays which could impact shipping date. Electronics and accessories may ship separately.

Smart Selection. Limited quantities. Only available for orders placed by 5:59 p.m. CT Mon.–Thurs. Systems shipped the next business day after an order is placed. Subject to order approval. Software and accessories not part of the configuration will be shipped separately and may arrive after your system. Please note that Smart Selection Configuration pricing cannot be combined with other pricing offers or discounts provided or agreed to by Dell. Orders with Custom Factory Integration might require additional processing time.

^DELL BUSINESS CREDIT (DBC): Offered to business customers by WebBank, who determines qualifications for and terms of credit. Taxes, shipping and other charges are extra and vary. The Total Minimum Payment Due is the greater of either $20 or 3% of the New Balance shown on the statement rounded up to the next dollar, plus all past due amounts. Dell and the Dell logo are trademarks of Dell Inc.

**Payment solutions provided and serviced by Dell Financial Services L.L.C. or its affiliate or designee (“DFS”) for qualified customers. Offers may not be available or may vary in certain countries. Where available offers may be changed without notice and are subject to product availability, applicable law, credit approval, documentation provided by and acceptable to DFS and may be subject to minimum transaction size. Offers not available for personal, family or household use. Dell Technologies and the Dell Technologies logo are trademarks of Dell Inc. Restrictions and additional requirements may apply to transactions with governmental or public entities.

[1]Subject to applicable law and regulations. ALL ORDERS ARE SUBJECT TO APPROVAL AND ACCEPTANCE BY DELL. Pricing, availability and other terms of offer may be withdrawn or changed without notice. Dell cannot be held responsible for errors in typography or photography.ALL ORDERS ARE SUBJECT TO APPROVAL AND ACCEPTANCE BY DELL. Pricing, availability and other terms of offer may be withdrawn or changed without notice. Dell cannot be held responsible for errors in typography or photography.

* Revised Funding Obligations @ May 2, 2023 Board Meeting

Project#				Obligations:	Revised
		$ 2,880,315.94	Balance Available as of 4/30/2023		
1	$	80,000.00	-Bugbee Capital Assessment	1/19/2023	
2	$	400,000.00	-Hartford Water Main Replacement : Gates Street Hill / Fariview Terrace (Ext)	1/19/2023	
2	$	20,000.00	-Hartford Water Main Replacement : Gates Street Hill / Fariview Terrace (Ext) *previously allocated to project#3 New project obligation $420,000		5/2/2023
3	$	400,000.00	-Quechee Water Main Replacement : Main Street	1/19/2023	
3	$	(400,000.00)	reallocated to projects #2, #4, $6		5/2/2023
4	$	225,000.00	-Quechee Box Culvert	1/19/2023	
4	$	240,000.00	-Quechee Box Culvert *previously allocated to project#3 New project obligation $465,000		5/2/2023
5	$	50,000.00	-Bridge Maintenance / Capital Improvement Assessment	1/19/2023	
6	$	300,000.00	-Hartford Water Main Partial Replacement: Nutt Lane, Harrison Ave & Latham Works	1/19/2023	
6	$	140,000.00	-Hartford Water Main Partial Replacement: Nutt Lane, Harrison Ave & Latham Works *previously allocated to project#3 New project obligation $440,000		5/2/2023
7	$	80,000.00	-Parks & Rec : 1 Skid Steer	1/19/2023	
8	$	36,000.00	-Parks & Rec : 1 of 2 Mowers	1/19/2023	
9	$	36,000.00	-Parks & Rec : 1 of 2 Mowers	1/19/2023	
10	$	75,000.00	-Police : 1 Cruiser & Fit Up	1/19/2023	
11	$	40,000.00	-Public Safety - Camera System	1/19/2023	
12	$	56,368.30	-Police : Training System	1/19/2023	
13	$	450,000.00	-Fire : Refurbish 2006 EONE Fire Engine	1/19/2023	
14	$	233,000.00	-Planning : Parking Meters (equipment only)	1/19/2023	
15	$	100,000.00	-Solid Waste - Operational / Capital Assessment	1/19/2023	
16	$	8,500.00	-Planning : Quechee / W. Hartford Bridge Restriping Project	1/19/2023	
17	$	36,000.00	-Planning : W. Hartford / RTE 14 Bike / Ped Improvements	1/19/2023	
		$ 2,605,868.30	obligated as of 5/3/23		
	$	274,447.64	balance left to be obligated		
		$150,000	Pending Further Discussion - Planning : Housing Development Reserve Fund		

AGENDA MEMORANDUM
September 19, 2023
Town Selectboard Meeting Item: 5e
Submitted by Gail Ostrout, Acting Town Manager

Subject: Capital Improvement Plan FYE 25

Background:

Annually each department requests funding to support their Capital Improvement Plans:

5e
1. Parks & Rec
2. Police Note: There are no requests at this time.
3. Planning (unable to attend but will be available at 10/3/23 meeting)
4. Fire
5. Construction Management RFP Award (Fire Station Locations #1 & #2)

Discussion:

It is notable to mention, that in this budget cycle Public Works, Planning and Information Technology will not be requesting funding for new capital projects, by doing so will allow them to get caught up on existing funded projects.

The requests being presented this evening are for:

- existing projects that the cost and/or funding has changed since original approval
- new projects

Review each request /plan, decide on priorities and timeline for execution along with funding sources by the close of the 10/3/23 meeting.

All current project updates in the existing capital plans will be provided during the department's budget presentation.

Proposed Motion:

Dependent on review of requests

AGENDA MEMORANDUM
September 19, 2023
Town Selectboard Meeting Item: 5e 1
Submitted by Scott Haulser; Director Parks & Recreation

Subject: **Parks and Recreation**
Capital Improvement Plan FYE 25

FY 2024 – FY 2025 CAPITAL IMPROVEMENT PROGRAM

Department: PARKS & RECREATION DEPARTMENT

Project Title: **Lyman Point Park Playground and Improvements**

Year(s) Funds Allocated: FY 25 Amount: $325,000 Source:
Park Reserve $100,000
Gen. Fund $255,000

Total Project Cost: $325,000
Existing structure and park is past its useful play value and necessitated by increased housing in the area. Additionally, the current playground and park is not accessible to all and several non-compliance issues.

Project Description: Our parks are a key component to each village and neighborhood and make up a big part of our quality of life. With White River Junction continuing to undergo housing development it is critical that Parks become part of the long-term plan related to this growth. Lyman Park is a primary example where housing development and its impact on current park infrastructure was not recognized. Lyman Park is and will continue to be impacted by this growth.

Parks and playgrounds provide safe, attractive, and accessible facilities for our residents to use and enjoy. The existing structure and park is past its useful play value, outdated, and has non-compliance issues. Project scope will require upgrades and enhancements to the area conforming to the Consumer Product Safety Standards (CPSC) for playgrounds. The park cannot be accessed safely by pedestrians that are parked or walking to the park for use of the playground, entertainment stage or to leisurely use the space. Having accessible access for users between Lyman East and West is necessary and will be provided by an stone dust accessible pathway circulating the park. Providing open access points from the parking area at Town Hall and covered picnic spaces and benches are a major focus of the project along with an inclusive playground.

The benefits of this space will: promote community, stand out as a unique play space, create cohesiveness among the neighborhood, boost creativity, allow for more children and families to use the playground and community space, provide a place for youth to build social skills, engage in physical activity, prevent isolation of families and children with disabilities, provide play elements that challenge youth at all levels, teach youth sensitivity about other's needs, ensures compliance with ADA Regulations, and provides a building block for friendships. With the new 42-unit housing development directly across the street, this park will be a primary greenspace for residents that live there. It is fundamentally important to enhance the play value of this space due to the increase in residential housing in this area of town, including downtown White River Junction. We anticipate a tremendous increase in leisurely and permitted usage. The new Lyman

Park will provide the amenities offering inclusive experiences supporting multigenerational use for our youth, adults, grandparents, and caregivers. An accessible pathway through Lyman Point East will take users to a viewing area overlooking the White and Connecticut River where covered picnic spaces will enhance opportunities for social gatherings and to enjoy natures beauty.

Funding for this valued project is being requested from the General Fund for the CIP, Parks Reserve Fund for Playgrounds and potential 2023 Encumbrance.

Phase 1 Funding: Reserve funds totaling $100,000. Complete design and engineering process for overall conceptual plan of project and the installation of new playground structure phase and safety fencing.

Phase 1 Funding: $100,000

Phase II Funding: CIP funding of $225,000 to complete designed project as outlined in the project description. Pedestrian access improvements to park and amenities, pathway connecting east and west Lyman Park, overlook patio, covered picnic areas, benches and fencing.

Phase II Funding: $225,000

Priority Rating (1 through 3): 1

Basis for Priority Rating:

a. New residential development in White River Junction will have increased by 175 housing units, equating to (not less than) 300 occupants that directly impact Lyman Park.
b. Additional housing units on Sykes Avenue and downtown White River Junction are being discussed and if developed, will add several hundred community residents to the Town, adversely affecting public space need for recreation and leisure.
c. Lyman Park has multiple inequities as a park facility. There are no adaptive play features, access throughout the park is inadequate and/or non-existent for everyone.
d. Promotes an engaging community among the intergenerational population, providing a park improvement that is innovative, creative and will serve the needs of the older and special populations as well as those of all family members.
e. Stands out as a unique play space in Hartford.
f. Provides a place for youth to build social skills, engage in physical activity, boost creativity, and prevents isolation of families and children with disabilities.
g. Offers a safe space when recreating, providing play elements that challenge youth at all levels, teaches youth sensitivity about other's needs.
h. Ensure compliance with ADA Regulations.
i. provides a building block for friendships.
j. Create a central park area for the new residential development.
k. Enhances the playability of structures in the parks system.
l. Provides safe equipment for the public's use.
m. Replaces unserviceable equipment due to age of structure.
n. Conforms to Town Master Plan.

Town Hall

Hartford Town Parks & Rec

Bridge St

New Fencing

New Projected Playground



NEW Playground



NEW Picnic Patio Area

Dinner Hall

LISTEN Thrift & Furniture Store, White...
Thrift store

Lyman Bri







New stone path

White River



Lyman Point Park



Overlook



Veteran's Park

2023

Hartford- Parks and Rec Department

Purchased Method	Equipment Description	Current Year	Useful Life	Next year to replace (FYE)	Estimated Cost	2019/20	2020/21	2021/22	2022/23	2023/24	2024/25
1995 Purchase	Lyman Playground Structure and Park Improvements	1995	15	2010	$325,000.00	$0.00	$0.00	$0.00	$0.00	$0.00	$325,000.00
2006 Purchase	Watson Park Playground Structure	2006	15	2021	$75,000.00	$0.00	$0.00	$0.00	$0.00	$0.00	$0.00
1975 2002?	Frost Park Playground Structure	2002	15	2017	$50,000.00	$0.00	$0.00	$0.00	$0.00	$0.00	$0.00
20 Yrs +	Ratcliff Park Playground Structure	1998	15	2013	$60,000.00	$0.00	$0.00	$0.00	$0.00	$0.00	$0.00
2006 Purchase	Meeting House Playground Structure	2006	15	2021	$12,000.00	$0.00	$12,000.00	$0.00	$0.00	$0.00	$0.00
2008 Purchase	Clifford Park Playground Structure	2008	15	2023	$12,000.00	$0.00	$12,000.00	$0.00	$0.00	$0.00	$0.00
To Purchase	Maxfield New Play Features or Structure	2023	15	2038	$25,000.00	$0.00	$0.00	$0.00	$0.00	$0.00	$0.00
2000 Replaced	Kilowatt North and South Docks	2000	20	2024	$45,000.00	$0.00	$0.00	$0.00	$0.00	$0.00	$45,000.00
	Total Capital Equipment Costs				$604,000.00		$0.00	$0.00	$0.00	$0.00	$0.00
						$0.00		$0.00			
	Past useful life, non-accessible, compliance issues and lack of equitable offerings										
	Funded				**Totals:**	$0.00	$24,000.00	$0.00	$0.00	$0.00	$370,000.00

AGENDA MEMORANDUM
September 19, 2023
Town Selectboard Meeting Item: 5e 2
Submitted by Chief of Police Greg Sheldon

Subject: **Police Department**
Communications Department

Capital Improvement Plan FYE 25

Note: There are no requests at this time.

AGENDA MEMORANDUM
September 19, 2023
Town Selectboard Meeting Item: 5e 3
Submitted by Lori Hirshfield; Director of Planning & Development

Subject: **Planning & Development**

Capital Improvement Plan FYE 25

MEMORANDUM

September 13, 2023

To: Hartford Selectboard

CC: Gail Ostrout, Acting Town Manager

From: Lori Hirshfield, Director, Department of Planning and Development

Re: Update on Proposed Housing Development Program

On January 19, 2023 the Selectboard identified the potential use of $150,000 of ARPA funds to respond to the urgent need to increase the availability of housing in Hartford, pending more detailed information on the program structure for review and approval at a future Selectboard meeting.

The proposed intent of the program at this stage is to provide resources to address the immediate and urgent need to increase housing in Hartford by incentivizing private sector development. The program is in the development phase with the target to roll out by the end of calendar year 2023. Although not the sole objective of a Housing Development Program, the current focus would be assistance to property owners in the development of Accessory Dwelling Units (ADUs) and conversion of existing homes into multiple units. Both of these can be a more streamlined, less expensive and faster way to increase the housing stock.

The first phase of developing the program came to fruition on May 6, 2023 with the role out of the first annual "Home Creators Expo" designed and executed in partnership with Vital Communities, Two Rivers Ottauquechee Regional Commission and the Hartford Area Career Center Career Center. Over 130 people attended the Expo focused on the "To Dos on ADUs" (Accessory Dwelling Units) with an array of workshops and resource experts. The halls and classrooms at the Career Center were full for 7 hours as people went to workshops and engaged with an array of technical experts from town, regional, state, and private sectors on the ADU and small-scale multi-unit housing development process.

The Expo confirmed some key needs which a Hartford Housing Development Program could help meet by providing the following:

- technical assistance to property owners such as preliminary architectural and/or engineering; review of properties for options to add an ADU; and conversion of existing space into housing units; and
- loans and or/grants to leverage conventional bank financing (e.g., closing costs, down payments)

The goal of the Housing Development Program in this time would be to have 10-15 new dwelling units made possible through grants using the $150,000 of ARPA funds, committed by the end of calendar year 2024, with expenditures meeting the November 2026 deadline.

More detail on the proposed structure of the program and timeline will be presented to the Selectboard on October 3, 2023.

AGENDA MEMORANDUM
September 19, 2023
Town Selectboard Meeting Item: 5e 4
Submitted by Fire Chief Scott Cooney

Subject: **Fire Department**

Capital Improvement Plan FYE 25

FY 24-25 CAPTIAL IMPROVEMENT PLANNING
FIRE DEPARTMENT

Public Safety Parking/Training /Storage Building **Currently NOT Funded**

The Hartford Fire and Police Department are seeking the development of a piece of Town land to enhance the training and facilities.

The fire and police departments have identified the following goals in the development of this property:

Reserve Funding: 5-year funding plan $390,000 annually or Bond. Total: $1,950,00.00

(PROPOSED current RFP with Station 2 Renovation) Phase 1: $500,000

Provide a storage equipment building for the storage of fire/police department special operations trailers and equipment:

a. The fire department maintains five special emergency response trailers: water rescue, hazardous materials, building collapse/trench, rescue, all-terrain response and Red Cross emergency shelter and one bay for Police Dept. equipment. Currently, the storage of these trailers is spread out throughout the community depending on season. This causes a response delay while equipment is being retrieved from its storage location. A storage building behind the public safety building is needed to house equipment trailers. Storage space at the existing building is at capacity and forced to store items outside.

Basis for priority rating 2

- Improves efficiency
- Maintains current level of service
- Maintains current level of service as new development completed
- Protects equipment from weather and vandalism
- Extends life of equipment

Phase 2: $450,000

Provide a secure vehicle and large evidence storage area and provide an additional parking area:

The current allowed level of parking at the facility exceeds what employees and the public require on-site.

For the secure storage of large, impounded evidence:

a. No secure storage of large evidence or impounded vehicle/equipment currently exists. This limits the ability to maintain a consistent level of chain custody of any evidence maintained by law enforcement.

Phase 3: $250,000

Provide a training building for both fire and police.

For the purpose of conducting firefighting, technical rescue, law enforcement and incident command training.

a. Although training sites are available from the State to conduct firefighter and police training the considerable travel distance to those sites limits their affective use for Hartford public safety personnel. Additionally, the added cost of overtime related to sending staff out of town to train and the staff reduction of detailing employee out of the area places an increased burden on both agencies. The absence of a "drill tower" and "fire building" reduced the Towns ISO Public Protection Classification by a combined 16 credits in 2011.

Station 2 Renovation Currently not Funded (PROPOSED Current RFP)

Bond Recommended

Plan to develop the station 2 property on Willard Road to include living quarters for the purpose of staffing the station with firefighter/EMT/Paramedics to reduce response time.

Estimated cost **$750,000**

Basis for priority rating 1

- Improves efficiency/decreases response time
- Improves meeting NFPA Standards
- Improves meeting ISO Standards
- Improves current level of service

AGENDA MEMORANDUM
September 19, 2023
Town Selectboard Meeting Item: 5e 5
Submitted by Fire Chief Scott Cooney

Subject: **Fire Department**

Construction Management RFP Award Fire Station Locations #1 & #2

AGENDA MEMORANDUM
September 19, 2023
Town Selectboard Meeting Item:
Submitted by: Scott Cooney, Fire Chief

Subject: **Construction Management RFP Award for Station 2 Renovation and Public Safety Storage Building**

Background: At the January 17, 2023 Selectboard meeting, the Board authorized the Fire Chief to begin the RFP process for the Station 2 renovation. The Town released a request for qualifications for a design-build team for the project. We received no interest in this first request. After consulting with our architect, we redrafted the RFP for construction management, which is more common to the industry. We received one response to the RFP from Estes & Gallup, LLC from Lyme, NH.

Discussion: The proposal from Estes & Gallup includes no fee for pre-construction services, a construction management fee of 5% of costs and a 5% changes fee. Approval of the RFP will allow the Fire Department and Estes & Gallup to develop identifiable requirements for the project and produce a conceptual construction budget to allow for future discussions of financing for the project.

Financial Impact: There is no current financial impact as Estes & Gallup have proposed no fee for pre-construction services.

Recommendation Motion: I move to authorize the Acting Town Manager to award the Construction Management RFP for Station 2 Renovations and a Public Safety Storage building to Estes & Gallup, LLC.

Acting Town Manager

Attachments: RFP CM
Concept Drawings
CM Proposal Estes & Gallup

Town of Hartford, Vermont

Fire Station #2 Renovation & Fire Station #1 Storage Building

Respond by: August 17, 2023

BACKGROUND AND OVERVIEW

The Town of Hartford, Vermont (referred to as "the Town") is soliciting Statement of Qualifications from qualified Construction Managers (CM's) interested in providing construction management services to the Town for the renovation of Fire Station #2 and the new construction of a storage building behind Fire Station #1.

Station #2 located at 131 Willard Road in the village of Quechee is a two-bay fire station built in 1987 to house fire department apparatus. In 2022, the Town authorized additional staffing to house two firefighters with a fire engine and ambulance at Station #2 to provide 24/7/365 coverage to that area of the community. A temporary living trailer was installed on-site to provide living quarters for personnel while planning for a renovation. On January 1, 2023 the station was opened and is now staffed daily. The Town desires new construction for and renovation of the current building to accommodate living quarters for current and future needs.

Station #1 located at 812 VA Cutoff Road in the village of White River Junction is the main headquarters station. The fire and police department maintain 6 special response trailers and have significant storage of equipment needs. The Town desires new construction of a fully enclosed/heated above freezing trailer and storage building constructed on the property behind Station #1.

All respondents to this Request for Qualifications (RFQ) are subject to the instructions communicated in this document and are cautioned to completely review the entire RFQ and follow instructions carefully.

PROJECT TIMELINE

It is the goal of the Town to have a comprehensive plan and cost estimate to allow for a bond/financing proposal to be approved in late 2023. The entire facility completed and available for use within a year of financing approval.

The Town will work with the selected firm to establish a timeline for providing detailed reporting on the construction process.

PROJECT SCHEDULE (SUBJECT TO CHANGE):

Issuance of RFP:	July 18, 2023
Deadline for RFP Response:	August 17, 2023 by noon
Construction Estimate at 35%:	Mid-September
Construction Estimate at 90%:	TBD
Selection of Design/Build Subcontractors:	August, 2023
Sign Guaranteed Maximum Price (GMP):	August, 2023
Anticipated Construction Start:	January, 2024
Anticipated Project Completion:	Fall, 2024

SCOPE OF SERVICES

Firms desiring consideration on the above project will submit a Statement of Interest & Qualifications for this project.

The Construction Manager shall at a minimum provide the following Pre-Construction services to the Owner:

1. Working closely with the Town Fire Chief, Town Officials, and the Town's Project Manager assist with the evaluation of project scope and the Design team's (architectural and structural) design and construction documents.
2. Review constructability of Design team's Schematic Design and Construction Documents
3. Where applicable suggest alternative design and construction approaches, which may provide a cost and time savings to the project.
4. Develop the project schedule early in the Preconstruction phase and in consensus with the entire team.
5. Solicit proposals from design/build subcontractors for sprinkler design, mechanical and plumbing design, electrical and low voltage design. Design shall cover all facility systems, including specialized systems such as: information technology, backup power systems, fire alarm, diesel exhaust removal system (Plymovent) and fire station alerting system (US Digital Designs/Honeywell).
6. Advise the Town on the selection of the design/build subcontractors and coordinate their design work. The work shall comply with all state, federal or local regulations.
7. Consult with the Town's Environmental Sustainability Coordinator on energy efficiency and climate goals for the project.
8. Provide construction estimates at 35% and 90% construction Documents.
9. Develop and maintain the Value Engineering (VE) Log and provide input for construction alternatives. Revise project cost estimate to reflect VE initiatives.
10. Produce a detailed CSI---format Guaranteed Maximum Price (GMP). The GMP shall include all activities related to and necessary for construction of the work unless specifically excluded by the Owner, including but not limited to General Conditions, Fee, Overhead, Contingency, Reimbursable Expenses, Other Expenses and other items as necessary to complete the work.

During the Construction phase, the CM shall:

1. Manage and coordinate all aspects of construction in accordance with AIA, A201---2017 General Conditions of the Contract for Construction and A133---2019 Standard Form of Agreement between Owner and Construction Manager as Constructor where the basis of payment is the Cost of the Work Plus a Fee with a Guaranteed Maximum Price.
2. Develop, with input from the Owner and the Design team, the construction schedule and necessary sequencing.
3. Solicit a minimum of three (3) proposals from sub-contractors in each trade where the work is budgeted at more than $25,000. The Construction Manager shall summarize

and review all proposals with the Owner's project team (i.e. Open Book Bidding). Any work that the CM proposes to self-perform, in excess of $25,000, shall be competitively bid with at least two (2) other bids.

4. Produce and review with the Owner in detail a final Guaranteed Maximum Price contract prior to start of construction. All realized savings from the project will accrue to the Owner.
5. Assist the Town in developing a listing and cost of equipment, furniture and supplies needed for the facility. Work with the Owner's agent on the timing for ordering and delivery of Owner's furniture, furnishings and equipment.
6. Provide a high level of Project Management to complete the project in accordance within the agreed schedule, budget and quality standards expected by the Owner and its design team. The Construction Manager is expected to coordinate Owner's other contractors on-site.
7. Provide a monthly cost breakdown to track costs. The schedule of values shall delineate work complete as well as the estimated cost to complete for each construction component.
8. Provide a monthly schedule highlighting the critical path activities.
9. Carefully manage all change orders and project submittals.
10. Advise the Owner's project manager and architect of anticipated changes in the project's scope, cost, or schedule, and make recommendations as to how to remedy the resultant effects.
11. Provide oversight and coordination of quality assurance, testing and inspecting programs.
12. Develop and implement a work safety program, for approval by the Owner.
13. Prepare and distribute the following work products:
    - Construction Meeting Minutes
    - Requests for Information (RFIs)
    - Sample and Shop Drawings and Logs
    - Change Proposals and Logs
    - Change Orders and Logs
    - Applications for Payment with Monthly Construction Cost Reports
    - Punchlists
14. At completion of construction, the firm shall provide the Town with as-built drawings (In Electronic format compliant with ACAD2021). All designs and documentation will be the property of the Town of Hartford.
15. Provide comprehensive and detailed operation instructions to the Town for personnel at the time of the project turnover with two sets of operating instructions and one electronic version.
16. Meet the Town's insurance requirements.
17. Address any problems or other situations relatingto the appropriate operation of the facilities during the first year of occupancy and prepare the warranty review.

SITE VISITS

Interested and qualified firms that are interested in visiting project site locations as part of their submission research should contact Scott Cooney, Fire Chief at 802-295-3232 or email: scooney@hartford-vt.org. Preliminary project design plans are available upon request.

SUBMISSION REQUIREMENTS

Interested and qualified firms are invited to submit information that demonstrates their experience in performing projects of this scale. Selected firms may be asked to interview and present to the Town a preliminary review of the existing design with any potential modifications and cost savings measures to be put into place.

Please use the following categories to organize your proposal and address each of the following questions:

Experience:

1. Prior experience with institutional projects with notation if any involved fire stations and other municipal facilities and storage/pre-engineered buildings. List the projects that best illustrate the firm's experience and list current staff that will be assigned to this project. List at least three (3) and no more than five (5), recent (within the past five (5) years) comparable building projects completed as a Contractor, Construction Manager or in another capacity. Each project must include the following information:
    i. Name and location of the project,
    ii. The nature of the firm's responsibility on this project,
    iii. Project owner's representative name, address and phone number,
    iv. Date project was completed or is anticipated to be complete,
    v. Size of project
    vi. Cost of project (construction cost),
    vii. Work for which the staff was responsible,
    viii. Present status of the project
2. Please enclose a letter from your insurance carrier indicating your firm's ability to acquire a 100% performance and payment bond.
3. Is your firm currently involved in litigation due to its involvement in a recent construction project? Please provide detail as to the nature of any such litigation.
4. Provide a minimum of three references from previous clients within the past (5) years. Please include the client's name, address, and telephone number.

Organization:

1. Please provide an organization chart and be prepared to bring your critical team members to your interview, if required, including your proposed project manager, estimator and superintendent for the project.
2. Please identify the specific, relevant experience of your team members:
    i. Lead Pre-construction services manager,

ii. Construction period project manager,
iii. Site superintendent.

3. Please outline the electronic communication procedures, meeting schedules, and schedule tracking procedures which you employ on this type and size of project.

Procedures:

1. Explain your approach to value engineering as the design moves forward, especially as related to systems and materials choice. This approach should include but not be limited to design, component selection, and constructability.
2. Please describe the pre-qualification and bidding procedures your firm uses to assure your clients of the lowest cost and best value.
3. It is the Owner's intent to have the CM obtain a minimum of three competitive bids on any work performed by his own forces. In general, it is expected that not less than three bids from pre-qualified sub-contractors shall be received for all aspects of the work. Contractor should indicate which divisions they would like to perform in-house. All sub-contractors shall be subject to the acceptance of the Owner if CM is bidding.
4. Please describe your firm's approach to on site safety and provide a current, written copy of your "Experience Modification Rate" signed by your insurer.

Cost Proposal:

1. Please identify your personnel and their rates charged in General Conditions. These costs should include but not be limited to those costs listed in A133-2019 and A201-2017. All personnel costs shall include compensation, benefits and payroll taxes, and insurance. Use the matrix on the following page to identify other costs that are included in your General Conditions.
2. Please list your rates by position for all personnel that would apply to work done by your own forces, itemized as necessary to show all burdens and other labor related costs which will be charged to the project.
3. Please list the Construction Managers Fee for the project and use the following matrix to identify those costs that are included.
4. Please list the charges for pre-construction services, how the charges are derived, and billed.
5. How are change orders generated and cost out?
6. What mark-up applies to change orders?

Please address all questions to Scott Cooney, Fire Chief at 802-295-3232 or email: scooney@hartford-vt.org no later than August 14 at 3:00 pm. A summary of all relevant questions asked, their answers and any amendments to the RFP will be published to all proposers the following day. No questions will be received thereafter.

COST DISTRIBUTION

Mark to which category of costs your firm assigns the following items. Please list any additional items your firm includes in your Fee or your General Conditions.

ITEM	FEE	GENERAL CONDITIONS	COST OF WORK	REMARKS
Reproductions/Copying/Postage				
Performance and Payment Bonds				
Building Permit				
Insurance: General Liability/Umbrella				
Temporary Facilities				
Temporary Power and Water				
Safety				
Small Tools				
Telephone, Internet				
Cleanup (Daily)				
Dumpster and Recycling Fees				
Cleanup (Final)				
Progress Photos				
Winter Conditions				
Snow Removal				
Winter Heat				
Temporary Enclosures				
Project Executive				
Project Manager				
Estimating				
Field Engineers				
Project Superintendent				
Accounting Clerk				
Bookkeeping & Payroll Processing				
Administrative Assistant				
Expenses--Field				
Expenses--Office				
Travel—Project Related				
Overhead and Profit				

SELECTION PROCESS

The selection of the construction management firm will be accomplished through a process directed by the Town of Hartford:

1. Statement of Interest & Qualifications and items submitted will be evaluated.
2. At the discretion of the Town, firms submitting proposals may be requested to make oral presentations as part of the evaluation process.

The following criteria, as a minimum, will be used to evaluate qualifications and items submitted:

Proposal Evaluation Criteria:

Experience	The firm's overall qualifications and experience; it will be weighed to those firms that have shown experience in fire stations and other municipal facilities and storage/pre-engineered buildings
CM Procedures	Descriptions of firm's typical operating policies and procedures throughout a Construction Management contract as directed above.
Organization	The firm's proposed project team, especially the on-sight supervisor and construction manager, and communication procedures as directed below.
Cost Proposal	Description of cost structure as directed above.
References	It is the owner's intent to interview at least three references on similar projects completed in the past five years.
Schedule	Availability and proposed timeline to complete the work

3. The Town will negotiate a contract with the firm selected as the most qualified to arrive at a mutually acceptable (fair and reasonable) contract price. If the Town is unable to reach such an agreement, negotiations will cease, and negotiations will begin with the firm chosen as the next most qualified provider.

The Town will notify via e-mail those firms not selected.

Any and all costs incurred for the preparation of a proposal in response to this Request for Qualifications shall be the sole responsibility of the firm submitting the proposal.

The Town Purchasing Policy guides the selection process. The Town reserves the right:

1. to accept or reject any or all Bids in whole or in part and to accept other than the lowest price proposal;
2. to amend, modify, or withdraw this Request for Bids;
3. to require supplemental statements or information from bidders;
4. to extend the deadline for responses to this Request for Bids;
5. to waive or correct any irregularities in Bids received;
6. to negotiate separately with one or more competing bidders, and to award the bid deemed in the best interest of the Town.

SUBMISSION REQUIREMENTS

Proposals shall be submitted in a sealed envelope with the contractor's name, address, and phone number. Proposals received after the stated deadline shall not be accepted. Proposal packages are to be delivered to:

Town of Hartford Attn: Town Manager Town of Hartford 171 Bridge Street
White River Junction, VT 05001

Clearly marked and sealed envelope "Station #2 and Storage Building"

_____	_____
(Signature of Contractor & Date)	(Title)
_____	_____
(Print Full Name)	(Street/P.O. Box)
_____	_____
(Town, State, Zip)	(Phone # / fax#)

AVAILABLE START DATE: _____

NOTE:

All proposals must be received no later than 2:00 pm on xxxx, 2023. Proposals and/or modifications received after this time will not be accepted or reviewed. Facsimile machine produced proposals will NOT be accepted.

All proposals become the property of the Town of Hartford upon submission. The expense of preparing and submitting a proposal is the sole responsibility of the Contractor. The Town reserves the right to reject any or all proposals received, to negotiate with any qualified source or to cancel in part or in its entirety this RFQ as in the best interest of the Town of Hartford. This solicitation in no way obligates the Town to award a contract.

By submission of the proposal, the vendor certifies that the proposal has been arrived at independently, without consultation, commitment, or agreement as to any matter relating to proposal with any other BIDDER or with any competition.

The Scope of Work by the Contractor for each item shall include furnishing all supervision, technical personnel, layout, labor, materials, tools, appurtenances, equipment, traffic control, erosion control, staging, disposal sites and services, mobilization/demobilization, sweeping, insurances, and services required to perform the work as described in this Request for Bids.

INSURANCE REQUIREMENTS

WORKERS COMPENSATION:

The CONTRACTOR is required to carry full and complete Workers' Compensation insurance for all employees engaged in work on this project. The same requirements for Workers' Compensation insurance shall apply to any subcontractor engaged on this project. The Chosen Contractor shall, prior to a Purchase Order being issued, produce a certificate of insurance demonstrating same to the Town. The Chosen Contractor shall keep said insurance, and the Town's additional insured status, in full force throughout the course of the project. This Certificate of Insurance does not have to be provided at the time bids are submitted.

The Contractor must show evidence of Workers' Compensation and Employers Liability Insurance Coverage.

GENERAL LIABILITY:

The Chosen Contractor shall supply the Town with a Certificate of Insurance showing liability coverage no less than $1,000,000. The Chosen Contractor shall cause the Town to be made an additional insured on the Chosen Contractor's liability insurance, on a primary and non-contributing basis. The Chosen Contractor shall, prior to a Purchase Order being issued, produce a certificate of insurance demonstrating same to the Town. The Chosen Contractor shall keep said insurance, and the Town's additional insured status, in full force throughout the course of the project. This Certificate of Insurance does not have to be provided at the time bids are submitted.

The Contractor must list the Named Member as Additional Insured on their Commercial General Liability Policy

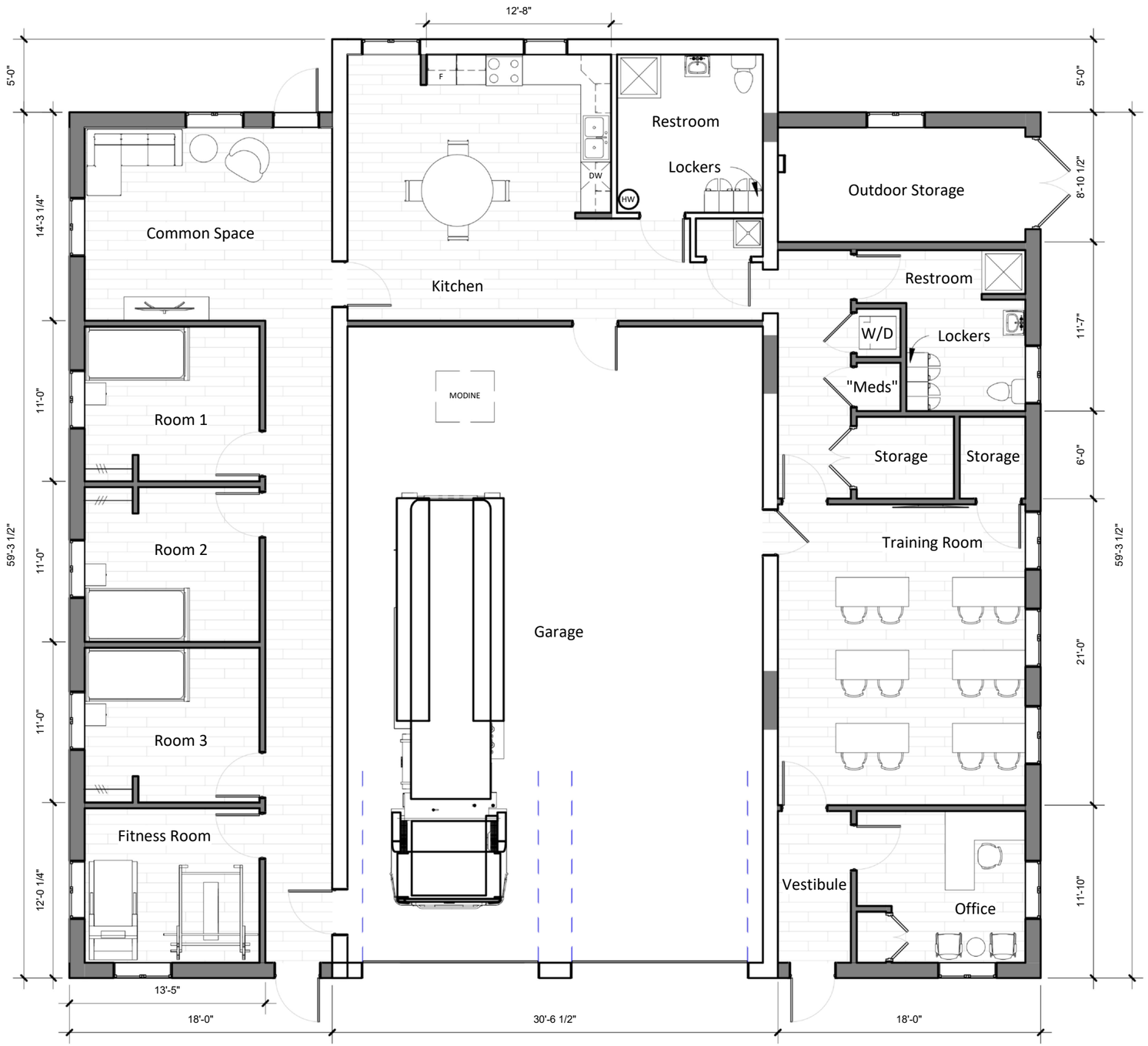

Existing Walls

New Walls

Building Insulation Requirments:

Slab - R-10 for entire slab and around perimeter
Walls above grade - R-13 + R-17 continuous
Walls below grade - R-15 continuous
Roof - R-25 + R-11 + R-11 linear system

PROJECT NORTH

STUDIO NEXUS
ARCHITECTS + PLANNERS
PO Box 275, White River Junction VT 05001
802 275 5110 | www.studionexusarch.com

Hartford Fire Department

Willard Rd Station

Floor Plan
SD-1
January 24, 2023
1/8" = 1'-0"

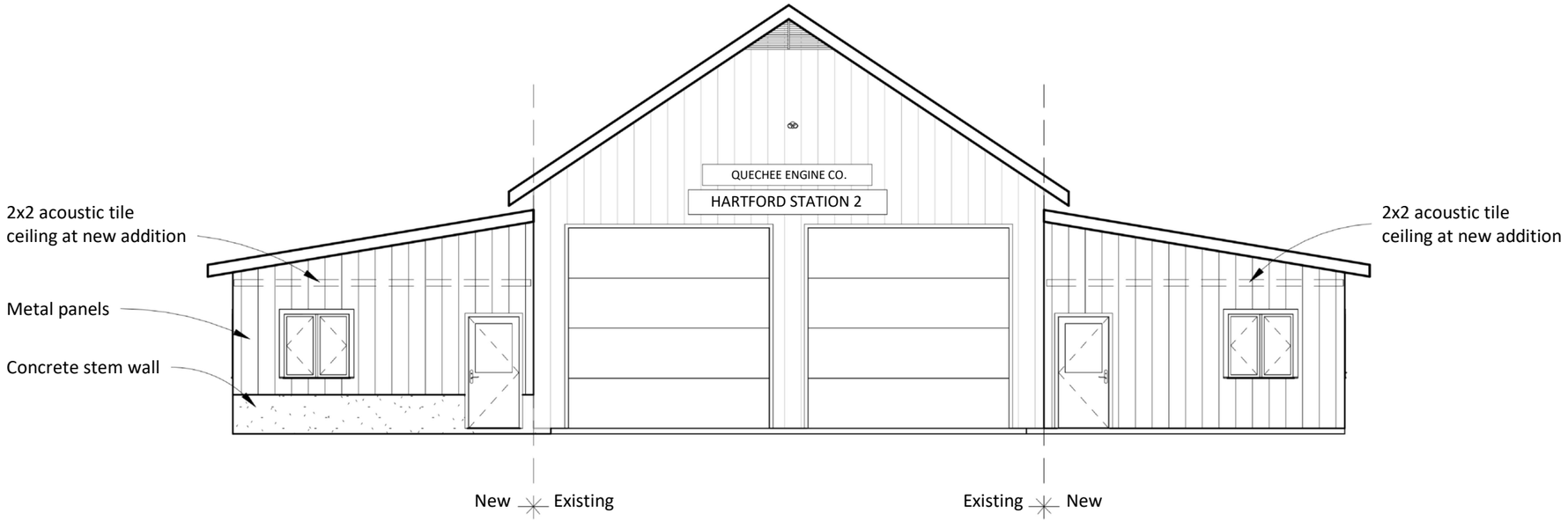

2 South elevation
1/8" = 1'-0"

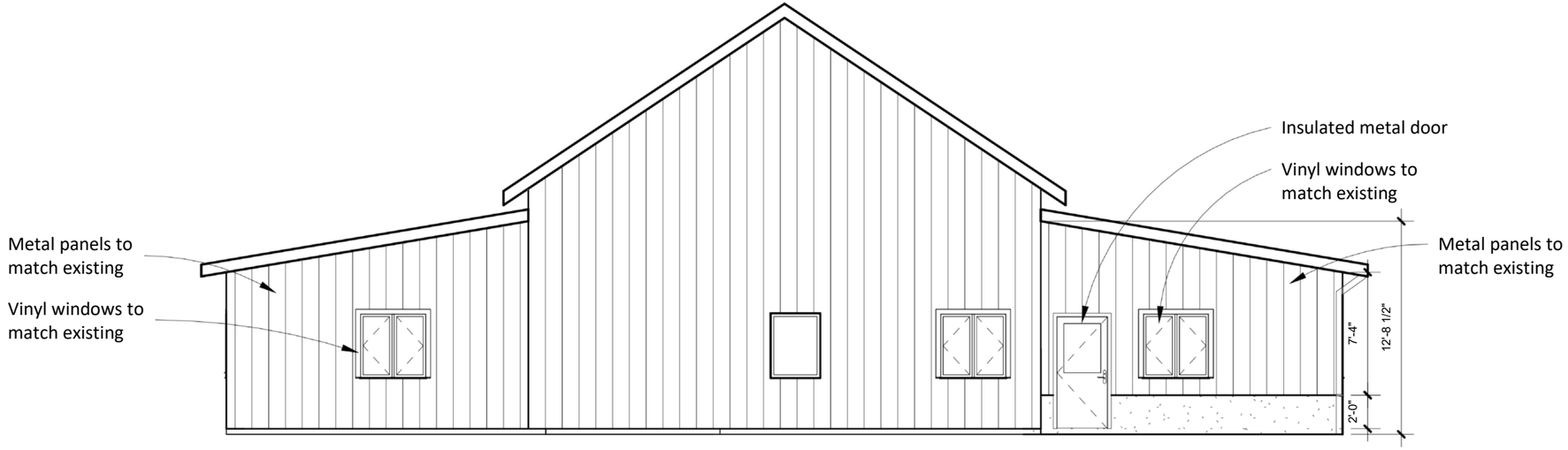

1 North elevation
1/8" = 1'-0"

STUDIO NEXUS
ARCHITECTS + PLANNERS
PO Box 275, White River Junction VT 05001
802 275 5110 | www.studionexusarch.com

Hartford Fire Department

Willard Rd Station

Elevations
SD-2
January 24, 2023
1/8" = 1'-0"

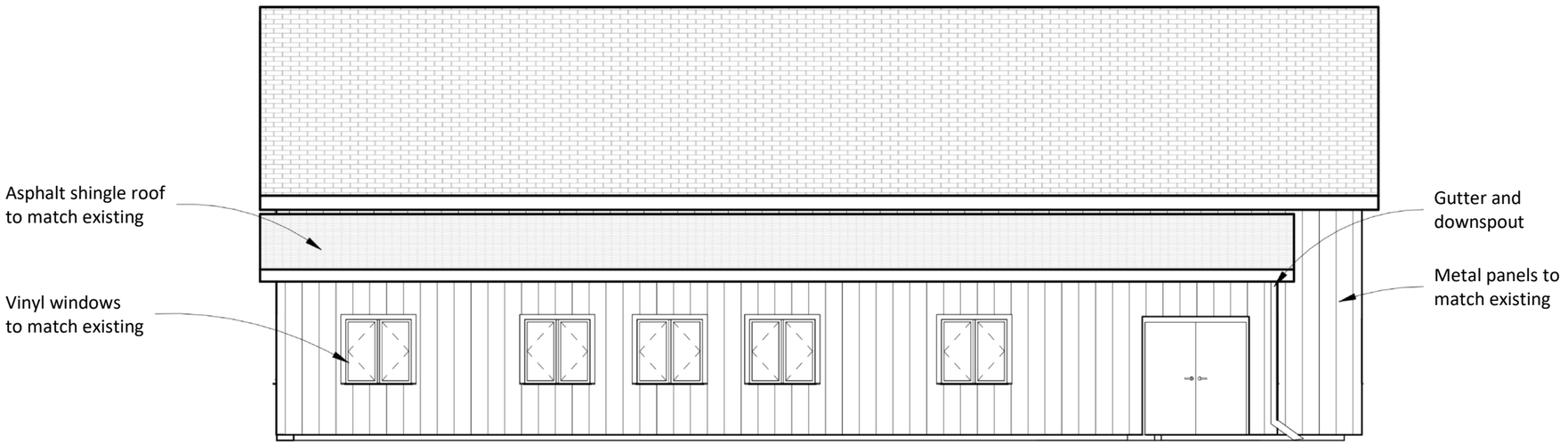

2 East elevation
1/8" = 1'-0"

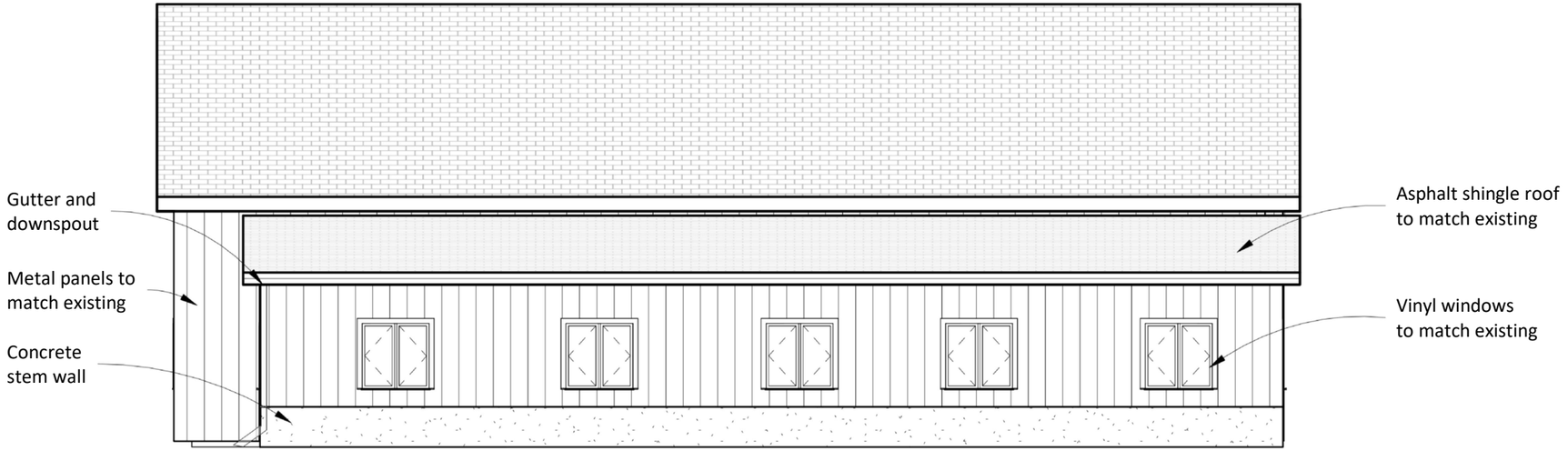

1 West elevation
1/8" = 1'-0"

STUDIO NEXUS
ARCHITECTS + PLANNERS
PO Box 275, White River Junction VT 05001
802 275 5110 | www.studionexusarch.com

Hartford Fire Department

Willard Rd Station

Elevations
SD-3
January 24, 2023
1/8" = 1'-0"

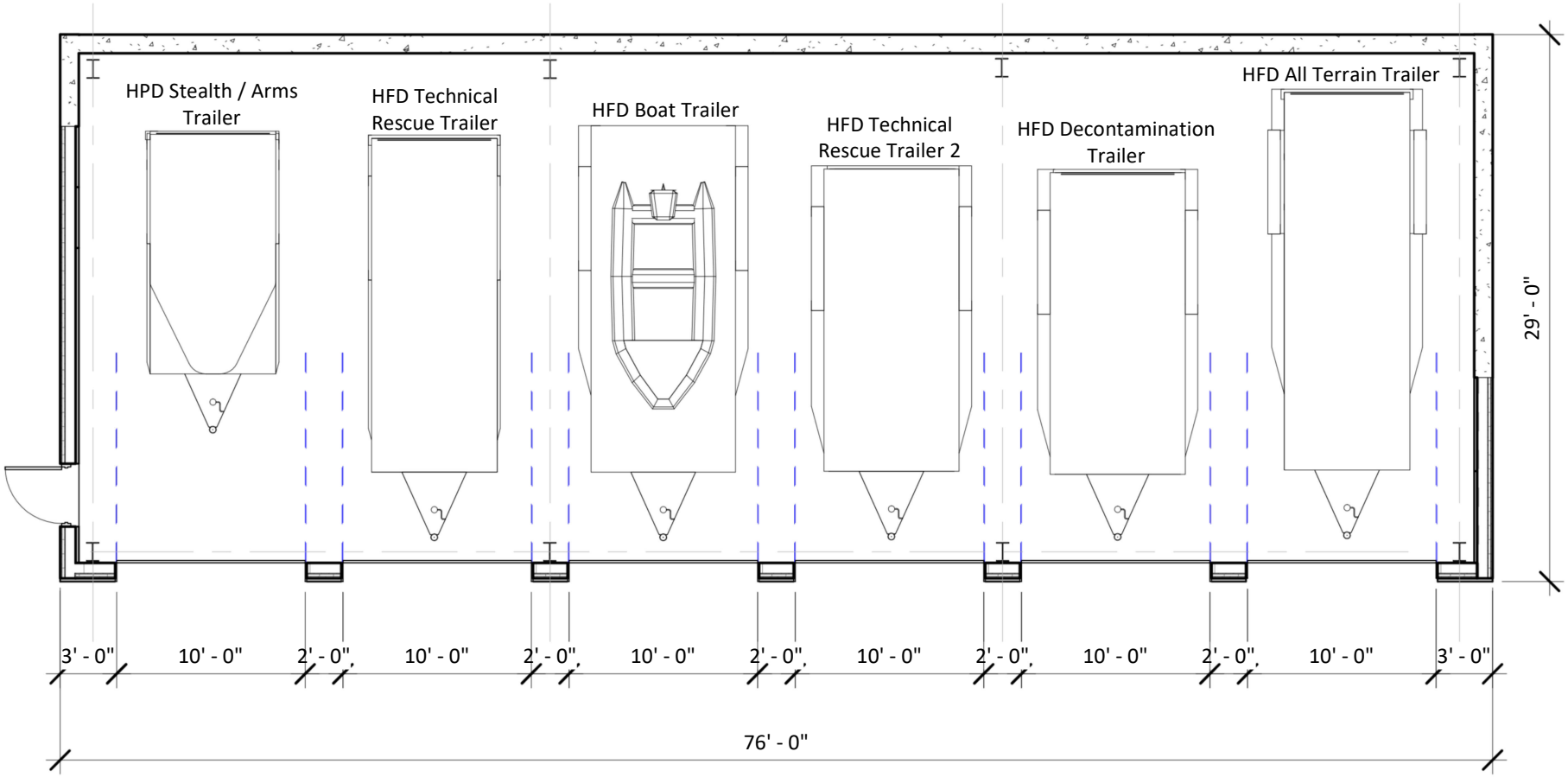

STUDIO NEXUS
ARCHITECTS + PLANNERS
PO Box 275, White River Junction VT 05001
802 275 5110 | www.studionexusarch.com

Hartford Fire Department

Storage Facility

PROJECT NORTH

Floor Plan
SD1
October 20, 2021
1/8" = 1'-0"

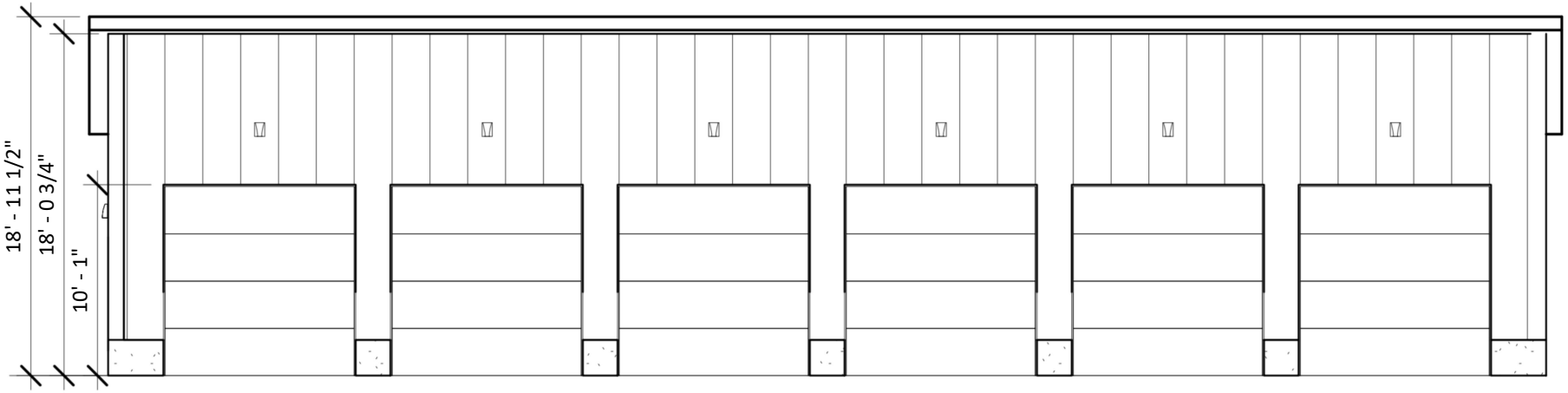

WEST ELEVATION

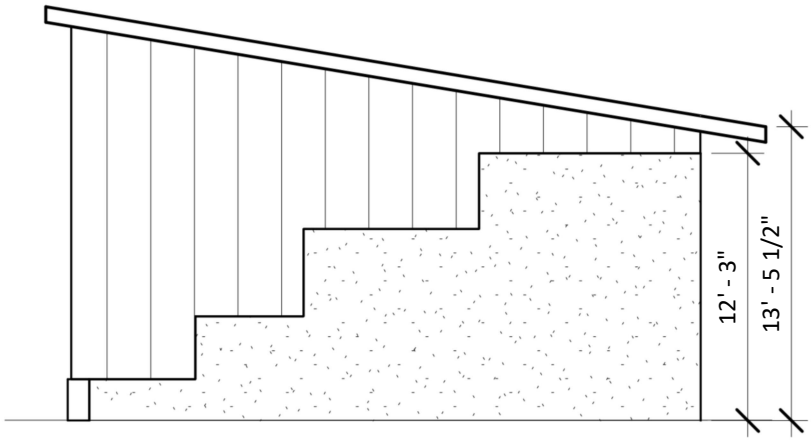

NORTH ELEVATION

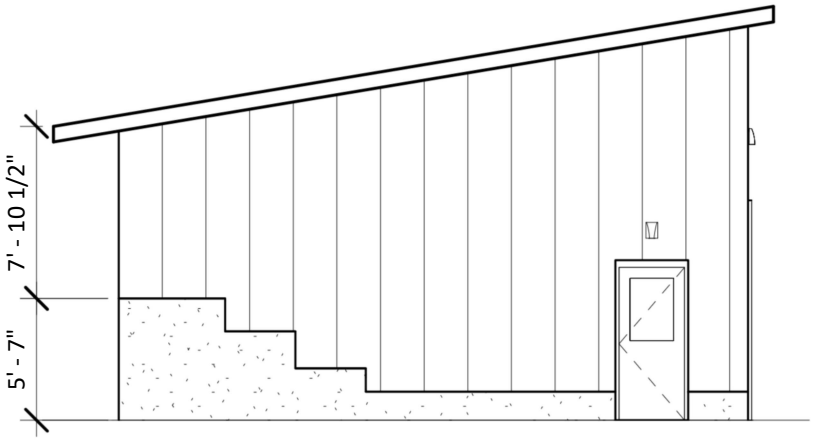

SOUTH ELEVATION

STUDIO NEXUS
ARCHITECTS + PLANNERS
PO Box 275, White River Junction VT 05001
802 275 5110 | www.studionexusarch.com

Hartford Fire Department

Storage Facility

PROJECT NORTH

Elevations

SD2

October 20, 2021

1/8" = 1'-0"

Estes & Gallup, LLC

General Contracting

Construction Management

Construction Management Proposal

Town of Hartford, VT
Station #2 and Storage Building

Hartford, VT

ESTES & GALLUP, LLC.

TABLE OF CONTENTS

Introduction Letter

Qualifications:

Company Overview
Project Experience and References
Management Team
Project Approach and Cost Control

Bonding Agency:

Bonding Agency Contact Information
Bonding Letter

Litigation History:

Statement of History

Construction Management Fee Proposal:

Fee Proposal Form
General Conditions Cost Distribution

Supporting Documents:

Certificate of Insurance
Experience Mod Rating
Sample Project Estimate
Sample Project Schedule

INTRODUCTION

Town of Hartford, VT
171 Bridge Street
White River Junction, VT 05001
Attn: Town Manager

Thank you for taking the time to review our Construction Management Proposal for the upcoming Renovations to Fire Station #2 and New Storage Building at Fire Station #1.. We are excited, and motivated, to provide services that produce a high-quality product that meets your budget and schedule requirements.

Estes & Gallup, Inc. is a General Contracting/Construction Management firm that has been successfully operating in New Hampshire and Vermont since 1972 with annual sales of approximately fifteen million. We currently have 35 full time employees that help us complete many commercial and custom residential projects. While much of our work is in the Upper Valley area of New Hampshire and Vermont, we have the administrative ability to manage projects throughout New England.

Estes & Gallup, Inc. focuses not only on the construction of the work but also on the delivery of the entire construction process, conceptual to turn over. Given the budget parameters for this particular project, the work we do during the pre-construction phase of this project is critical. Estes & Gallup, Inc. is often called on when budgets are tight. We like to lead the team with constructive feedback that gives the Owner the most value for their project. We approach each project individually, giving the client the level of services that best fit their program. We aggressively tackle each project to make it a success for the client, and us.

Estes & Gallup, Inc. incorporates today's sophisticated estimating and scheduling software. Electronic document exchange and communication allows for a much better flow of information and economies of the project. Estes & Gallup, Inc. has all the resources to make your project a success.

We welcome the opportunity to work with you on this project.

Sincerely,

Tim Estes

Timothy R. Estes
Member

Company Overview

Construction Management Firm: Estes & Gallup, LLC.

Address: P.O Box 240 Lyme, NH 03768

Phone: 603-795-4400 **DUNS#**: 10-887-1690

Contact Person: Tim Estes, Member **E-mail**:tim@estes-gallup.com

Total Value of Bonded Projects as of August 15, 2023: $3,400,000.00

Total Value of Unbonded Projects as of August 15, 2023: $14,869,000.00

Construction Management Philosophy:

Utilizing a Construction Management approach to this particular project will assure that the goals of the project can be met before the construction actually starts. Estes & Gallup brings the services of a larger construction firm, with the resources and knowledge base of a high end residential builder. We are not only concerned with how the project is going to look and operate, but how we can ensure that the marriage of new infrastructure within an existing facility is performed efficiently. We offer a practical approach to solving problems. Our objective as a team member is to evaluate options, recommend solutions, and provide the Owner with the information they need to make the best choices. Once construction begins, it should be an implementation of the plans and decisions made prior to the start.

Specific projects constraints; occupancy, tight site conditions, safety and security of the occupants, limited budgets and schedule considerations all build the case for selecting Estes & Gallup for this project. Let us take the lead in making this a successful project.

Our "Quality Assurance Program"

Quality assurance of the project is accomplished by continual and systematic monitoring of the work that is being put in place. Contract documents need to be developed that provide all the controls necessary to evaluate each item employed in the work for compliance. Products should first be reviewed through submission as to their compliance with the requirements of the contract documents. When being installed, it is the role of the Project Superintendent to monitor the installation of this work. Products should be installed per the instructions of the manufacturer and in conditions that allow for the greatest possibility of a successful installation. Testing of installed products should be undertaken when specified by the manufacturer or engineer and records of these tests would be submitted to the Owner for record. Ultimately, it is the vigilant monitoring of what, and how, products are being installed in a building that assures the highest quality product.

Preconstruction Services:

- The following summarize the scope of services that would be included within our Preconstruction Service.

- Define general Owner requirements relating to building function, spatial requirements, desired quality levels and budget constraints. Based on this information, we assemble the appropriate team that could best meet their requirements in the most expeditious and economical fashion.

- Schedule and organize coordination meetings with Owner to develop specific job requirements and to get feedback for proposed design.

- Attend regular meetings with the project team and advise on building systems, materials and equipment solutions based upon factors such as availability of materials, labor, productivity, cost, industry trends, construction feasibility, schedule, etc.

- Provide a conceptual construction budget based upon the identifiable requirements determined by the project team which would be updated as required. A Guaranteed Maximum Cost would also be developed before the construction start. Also provide value engineering suggestions and recommend alternate methods and materials.

- Provide a pre-construction and construction schedule which identifies milestones in design, material selection and document completion as well as all major factors in the construction of the project.

- Identifying long lead purchase items and expedite the procurement of same to ensure the delivery by required dates.

- Provide cash flow analysis, and develop reporting systems to be used during the construction phase.

- Assist the team in identifying code requirements, survey and consultant information that may be required.

Project Commissioning Process

Regardless of the extent of commissioning that is determined as appropriate for a project and the approach utilized, there are three principles in the Commissioning Process that begin at project inception and continue through Occupancy and Operations.

Determine Project Performance Requirements

Every project goes through Pre-Design and Design stage that establish an owner's needs, goals, scope, and design solutions for a proposed project. Proposed designs and work can only be evaluated against objective criteria and measures that are embodied in well-documented project requirements. Project development is a process where building performance decisions are refined to successive levels of detail over the course of project delivery. Important commissioning activities supporting this principle include:

- Understand Needs of Special Building Types
- Define Threats, Risks, and Consequences
- Determine Key Program Goals and Objectives
- Recognize Systems Criticality to Achieving Goals
- Conduct Key Commissioning Programming Activities

Plan the Commissioning Process

Commissioning involves the systematic process of planning delivery team member roles and responsibilities and tasks for all project phases and activities, including review and acceptance procedures, documentation requirements, development and approval of Commissioning Plans, Commissioning Schedules, and Testing and Inspection plans. Planning the Commissioning Process includes identification of special testing needs for unique or innovative assemblies and measures that will assure adequate O&M Training. Key commissioning activities supporting this principle include:

- Establish Goals for Quality, Efficiency, and Functionality
- Establish a Commissioning Approach and Scope
- Establish Commissioning Plans
- Establish Commissioning Schedules
- Establish Testing and Inspection Plans
- Develop Commissioning Specifications
- Determine Special Testing Needs
- Establish Re-Commissioning Plans

Document Compliance and Acceptance

Commissioning serves as the historical record of an owner's expectations for project performance throughout the project delivery process. The purpose of commissioning documenting is to record the "Why, How, and What" of key delivery team decisions throughout the planning and delivery process. Commissioning documents the establishment of standards of performance for building systems, and verifies that designed and constructed work meets those standards. Key commissioning activities supporting Document Compliance and Acceptance include:

- Document all Levels of Project Development and Acceptance
- Emphasize Inspection, Testing, and Training on Commissioned Systems
- Compile Key Commissioning Documentation

Project Closeout Procedures

Estes & Gallup, Inc. utilizes an internal checklist combined with any closeout procedures required by the Architect and Owner. Each one of the items will be completed and accepted before the work is considered completed.

- Preparation and approval of punchlist items.
- Final inspection.
- Final contract payment approval process.
- Certificate of occupancy.
- Warranty documentation.
- Acceptance of operations and maintenance manuals.
- As-built drawing format and submittal.
- Final acceptance.
- Lien releases.
- Retainage release process.
- Project documentation archiving.

Warranty Response Policy

Estes & Gallup, Inc. prides itself in responding to any warranty issues relating to the construction and operation of the building. A standard one year warranty is identified within the contract that starts upon closeout of the project. We have been known to respond to warranty calls substantially after this period has elapsed.

It can be expected that we will respond within 24 hours of contact about an issue. In emergency situations we will do everything within our abilities to respond as soon as possible.

Please feel free to contact the following individual's regarding Warranty Response.

Rob Meyer	-	Private Developer	603-643-1992
Jason Roulliard	-	Dartmouth College	603-646-2431

Safety and Health Program

The Occupational Safety and Health Act of 1970 clearly states our common goal of safe and healthful working conditions. The safety and health of our employees continues to be the first consideration in the operation of this business.

Safety and health in our business must be a part of every operation. Without question, it is every employee's responsibility at all levels.

It is the intent of this company to comply with all laws. To do this we must constantly be aware of conditions in all work areas that can produce injuries. No employee is required to work at a job he or she knows is not safe or healthful. Your cooperation in detecting hazards and, in turn,

controlling them is a condition of your employment. Inform your supervisor immediately of any situation beyond your ability or authority to correct.

The personal safety and health of each employee of this company is of primary importance. The prevention of occupationally induced injuries and illnesses is of such consequence that it will be given precedence over operating productivity whenever necessary. To the greatest degree possible, management will provide all mechanical and physical facilities required for personal safety and health in keeping with the highest standards.

We will maintain a safety and health program conforming to the best practices of organizations of this type. To be successful, such a program must embody the proper attitudes toward injury and illness prevention on the part of supervisors and employees. It also requires cooperation in all safety and health matters, not only between supervisor and employee, but also between each employee and his or her co-workers. Only through such a cooperative effort can a safety program in the best interest of all be established and preserved."

Our objective is a safety and health program that will reduce the number of injuries and illnesses to an absolute minimum, not merely in keeping with, but surpassing, the best experience or operations similar to ours. Our goal is zero accidents and injuries.

Our safety and health program will include:

- Providing mechanical and physical safeguards to the maximum extent possible.

- Conducting a program of safety and health inspections to find and eliminate unsafe working conditions or practices, to control health hazards, and to comply fully with the safety and health standards for every job.

- Training all employees in good safety and health practices.

- Providing necessary personal protective equipment and instructions for its use and care.

- Developing and enforcing safety and health rules and requiring that employees cooperate with these rules as a condition of employment.

- Investigating, promptly and thoroughly, every accident to find out what caused it and to correct the problem so that it won't happen again.

- Setting up a system of recognition and awards for outstanding safety service or performance.

We recognize that the responsibilities for safety and health are shared:

- The employer accepts the responsibility for leadership of of the safety and health program, for its effectiveness and improvement, and for providing the safeguards required to ensure safe conditions.

- Supervisors are responsible for developing the proper attitudes toward safety and health in themselves and in those they supervise, and for ensuring that all operations are performed with the utmost regard for safety and health of all personnel including themselves.

- Employees are responsible for wholehearted, genuine cooperation with all aspects of the safety and health program - including compliance with all rules and regulations - and for continuously practicing safety while performing their duties."

CODES OF SAFE PRACTICES

This is a suggested code. It is general in nature and inclusive of many types of small businesses activities. It is intended only as a model which one can redraft to describe your own particular work environment.

GENERAL POLICY

1. All employees of this firm shall follow these safe practice rules, render every possible aid to safe operations, and report all unsafe conditions or practices to the supervisor/employer.

2. Supervisors shall insist that employees observe and obey every rule, regulation and order necessary to the safe conduct of the work , and shall take such action necessary to obtain compliance.

3. All employees shall be given frequent accident prevention instructions. Instructions, practice drills and articles concerning workplace safety and health shall be given at least once every 80 working days.

4. Anyone known to be under the influence of alcohol and/or drugs shall not be allowed on the job while in that condition. Persons with symptoms of alcohol and/or drug abuse are encouraged to discuss personal or work-related problems with the supervisor/ employer.

5. No one shall knowingly be permitted or required to work while his or her ability or alertness is impaired by fatigue, illness or other causes that might expose the individual or others to injury.

6. Employees should be alert to see that all guards, and other protective devices are in proper places and adjusted and shall report deficiencies. Approved protective equipment shall be worn in specified work areas.

7. Horseplay, scuffling and other acts which tend to endanger the safety or well-being of employees are prohibited.

8. Work shall be well planned and supervised to prevent injuries when working with equipment and handling heavy materials. When lifting heavy objects, employees should bend their knees and use the large muscles of the leg instead of the smaller muscles of the back. Back injuries are the most frequent and often the most persistent and painful type of workplace injury.

9. Workers shall not handle or tamper with any electrical equipment, machinery or air or water lines in a manner not within the scope of their duties, unless they have received instructions from their supervisor/employer.

10. All injuries shall be reported promptly to the supervisor/employer so that arrangements can be made for medical and/or first aid treatment. First aid materials are located in the office, emergency, fire, ambulance, rescue squad, and doctor's telephone numbers are located on job sites and at the office, and fire extinguishers are located at job sites and office.

SUGGESTED SAFETY RULES

- Do not throw material, tools or other objects from heights (whether structures or buildings) until proper precautions are taken to protect others from the falling object hazard.
- Wash thoroughly after handling injurious or poisonous substances.
- Gasoline shall not be used for cleaning purposes.
- Arrange work so that you are able to face ladder and use both hands while climbing.

USE OF TOOLS AND EQUIPMENT

- Keep faces of hammers in good condition to avoid flying nails and bruised fingers.
- Files shall be equipped with handles: never use a file as a punch or pry.
- Do not use a screwdriver as a chisel.
- Do not lift or lower portable electric tools by the power cords; use a rope. Do not leave the cords of these tools where cars or trucks will run over them.

MACHINERY AND VEHICLES

- Do not attempt to operate machinery or equipment without special permission, unless it is one of your regular duties.
- Loose or frayed clothing, dangling ties, finger rings, etc. must not be worn around moving machinery or other places they can get caught.
- Machinery shall not be repaired or adjusted while in operation.

Implementation

The first reflection of our safety program is in our experience rating (mod rate). Our current mod rate is .96.

Company Overview

To assure that we run an efficient and safe job site we currently have the following programs in effect:

- Our Joint Loss Committee meets quarterly to discuss safety issues between our employees and management.
- Our designated safety officer conducts periodic job site inspections.
- Our superintendents and foreman conduct weekly 'toolbox meetings' discussing different topics of safe work habits each week.
- 14 of our supervisors and foreman are certified in the 10 Hour OSHA course.
- We routinely work with the N.H. Division of Human Health Services and OSHA's consulting division for jobsite safety audits.
- We audit all tools and equipment for proper use and condition.
- We have an established emergency response procedure.

Key personnel including principals, project managers, office staff, site superintendents:

Name Tim Estes	Title Member, PM
Name Nick Estes	Title Managing Member, PM
Name Spencer Zaha	Title Project Manager
Name Jeremy Emmons	Title Senior Estimator
Name Jason Spaulding	Title Superintendent
Name Melvin Pearson	Title Superintendent
Name Matt Pearson	Title Superintendent
Name Mark Meyerrose	Title Superintendent
Name Michael Pushee	Title Superintendent
Name Lance Cote	Title Superintendent

Experience with Construction Management Delivery Process:

Project:	**Lyme Fire Station – Lyme, NH**
Description:	New Fire Station
Project Type:	CM
Owner:	Town of Lyme, NH
Contact:	Rob Meyer – 603-643-1992
Architect:	Frank J. Barrett – 802-296-0004
Size:	8,600 sf
Cost:	$1,240,866.00
Staff Work:	Project management, Supervisor, carpenters, laborers
Status/Type:	Completed July, 2021.
Staff:	Nick Estes - Project Manager
	Jason Spaulding - Superintendent

Project:	**Tracy Street Housing – Lebanon, NH (NHHFA)**
Description:	New 27,000 sf Affordable Housing Units
Project Type:	CM with GMP
Owner:	Twin Pines Housing
Contact:	Andrew Winter – 802-291-7000
Size:	30,000 sf
Cost:	$4,912,727.00
Staff Work:	Project management, Supervisor, carpenters, laborers – 25% Self Perform
Status/Type:	Completed November, 2019. Urban, Multi Story. Affordable Housing.
Staff:	Tim Estes - Project Manager
	Jason Spaulding - Superintendent

Project:	**Dartmouth Outing Club – Hanover, NH**
Description:	Extensive Renovations to the Existing Outing Club
Project Type:	CM with GMP
Owner:	Dartmouth College
Contact:	Jason Roulliard – 603-646-2431
Size:	6,400 sf
Cost:	$2,110,000.00
Staff Work:	Project management, Supervisor, carpenters, laborers – 30% Self Perform
Status/Type:	Completed June, 2021. Institutional
Staff:	Nick Estes - Project Manager
	Jason Spaulding - Superintendent

Relevant Experience

Project:	**Bridge and Main Housing – White River Junction, VT**
Description:	New Affordable Housing Units and Ground Floor Retail
Project Type:	CM with LS
Owner:	85 South Main
Contact:	Patrick Kane – 802-535-9894
Size:	19,442 sf
Cost:	$3,674,666.00
Staff Work:	Project management, Supervisor, carpenters, laborers – 25% Self Perform
Status/Type:	Completed June, 2018. Urban, Multi Story. Affordable Housing, Retail
Staff:	Tim Estes - Project Manager Jason Spaulding/Mark Meyerrose - Superintendent

Project:	**Dartmouth Rowing Facility – Hanover, NH**
Description:	New Indoor Rowing Facility attached to Existing Boathouse
Project Type:	CM with GMP
Owner:	Dartmouth College
Contact:	James Pike – 603-646-0442
Size:	6,000 sf
Cost:	$3,960,413.00
Staff Work:	Project management, Supervisor, carpenters, laborers – 20% Self Perform
Status/Type:	Completing August, 2019. Institutional
Staff:	Nick Estes - Project Manager Mark Meyerrose - Superintendent

Project:	**Twin Pines Housing Hotel Conversion**
Description:	Convert Prior Hotel to Affordable Apartments
Project Type:	CM with GMP
Owner:	Twin Pines Housing Trust
Contact:	Bill Kelsey – 617-820-8512
Size:	30,000 sf
Cost:	$3,600,000.00
Staff Work:	Project management, Supervisor, carpenters, laborers – 35% Self Perform
Status/Type:	In Progress. Completion scheduled for Spring, 2024. Affordable Housing
Staff:	Tim Estes - Project Manager Mark Meyerrose - Superintendent

Management Team

Tim Estes — ***Pre-Construction and Construction Lead***

Recent Projects:

Tracy Street Apartments
- $4.9 MM of New Construction (27,000 sf) of Affordable Housing Apartments

The Village at White River Junction
- $21.0 MM of New Construction (90,000 sf) of Assisted Living and Memory Care Units

Bridge and Main
- $3.7MM of New Construction (19,000 sf) of Affordable Housing and Retail Space

Downstreet Housing
- $5.2 MM of New Construction (32,000 sf) of office and apartments

Lyme School Addition and Renovations
- $2,5MM of New Construction (10,600 sf) and Existing Facility Renovations.

4 North Park Street – Affinity Housing Project
- 21,000 sf dorm conversion for Dartmouth College

Merck/Glycofi Lab Construction
- 28,000 sf of new labs. $8.5MM in construction completed in approximately 6 months.

DRTC Phase 2 Expansion and Parking Garage
- 24,000 sf of new office space plus one level of below grade parking.

Gile 7 – (8) Unit Condominium Building

Salisbury Square Housing, Randolph, VT
- (20) units of new housing.

References:

Jason Rouillard – Dartmouth College – 603-646-2431
Patrick Kane – Architect – 802-535-9694
James Pike – 603-646-0442

Committed Time:

One Week per Estimate – Preconstruction
As Many Meetings as Required - Preconstruction
16 - 20 MH per Week - Construction

Management Team

Jeremy Emmons — ***Estimator***

Recent Projects — Jeremy is involved in almost every project estimated in our office.

Committed Time: — **One Week per Estimate – Preconstruction**

Mark Meyerrose — ***Construction Supervisor***

Recent Projects:

Twin Pines Housing – Hotel Conversion

- $3.4MM conversion of prior hotel to affordable housing apartments.

Dartmouth Rowing Facility

- $3.9MM (5400 sf) New Rowing facility and renovation of the existing boathouse.

Dartmouth Athletic Pavilion

- $2.9MM (7600 sf) new addition to the existing Athletic Pavilion

Bridge and Main

- $3.7MM of New Construction (19,000 sf) of Affordable Housing and Retail Space

Committed Time: — **Full time for duration of project. - Construction**
Location: Full time onsite

References: — **James Pike – Dartmouth – 603-646-0442**
Doug Sonsalla, Studio Nexus Architects – 802-275-5110
Jason Rouillard – Dartmouth College – 603-646-2431

Project Approach and Cost Control

Project cost estimating procedures and processes.

Estes & Gallup, Inc. takes the cost estimating process very seriously. Clients make significant decisions and commitments based on the information we give them. It is imperative that that information is as accurate as it can be.

The estimate process is typically broken down into three different phases:

Preliminary Estimate – Developed after schematic design and outline specifications.
Design Estimates – Produced after receipt of design development drawings.
GMP - Produced after receipt of construction documents (85%-90% Complete).

Each phase typically takes 2 -3 weeks to develop.

It is very important to us that our estimates are based on costs developed directly by the subtrades that will be performing the work. We do not rely heavily on old data or square foot calculations. The project will be broken down into work groups and pricing will be developed for these groups. Throughout the estimating process the work groups should remain the same while the scope continues to be refined. The philosophy is that with each estimate revision we are removing contingency by providing clarity.

Historical accuracy of your project cost estimating.

The answer to the above question outlines our approach to developing accurate and responsible estimates. Although we do not have statistical data pertaining to estimated versus actual cost at each level of the estimating process, our goal is to be within 15% at SD Estimate, 10% at DD Estimate, and 2% at GMP Development.

Please feel free to contact the following individual's regarding our involvement during the Pre-Construction Phase.

Robert Meyer	-	Developer	603-643-1992
Jason Roulliard	-	Dartmouth College	603-646-2431

Project Approach and Cost Control

Our approach to project cost management.

Estes & Gallup, Inc.'s approach to project cost management is a comprehensive program of accurate cost estimating, scheduling, plus project management and tracking. An integration of value engineering and constructability review techniques occur with each project to explore optimum solutions for total cost control. Our project managers provide ongoing, proactive participation with the project team at all phases of planning, design and construction. We target areas of potential cost overruns, constructability issues, and can develop value-added alternatives to keep clients in control of the project costs.

Pre-qualification and subcontract bidding procedures our firm uses to assure clients of the lowest cost and best value during a project.

As a reputable, respected contractor, Estes & Gallup, Inc. can fortunately attract subcontractors that otherwise may not want to become involved in a project that is managed by a larger, out of town firm. These local subcontractors can often bring savings to a project and also bring a more personal feel to the project as they may shop or visit the project when completed.

The typical process involves a discussion between the Owner, Architect and CM about developing a list of potential subcontractors for the project. This is the time when all parties can openly discuss if there are certain subcontractors that all parties would like to see potentially involved, or if there are any concerns about a candidate. We then review the capacities and availability of the proposed subcontractors. If qualified, the subcontractor is then asked to provide pricing. Estes & Gallup, Inc. reviews all proposals for insurance that the scope is complete and not subject to excessive qualifications that would put the project costs at risk. The list of subcontractors is then short listed for review by the project team and a decision is made taking into consideration cost versus performance.

All subcontractors are required to carry required insurance standards which would be outlined in the standard agreement.

Our approach to project estimation, and specifically, MEP pricing.

Please find attached later in our proposal a sample of our typical estimate sheet. You will see that we provide a high level of detail that represents the cost that we anticipate for all sections of the work given subcontractor availability, timing of the work, and resource availability. We are fortunate to work with partners that are happy to develop costs for us that represent current conditions, and are not simply square foot calculations. In regards to MEP cost development, we work closely with qualified mechanical contractors that will provide realistic estimates that are within a reasonable expectation of final costs. Working with these qualified subcontractors we can anticipate accurate estimates as they will ultimately be held accountable for the differential, if great, from their original estimates to the final bid numbers that they present.

THE ROWLEY AGENCY INC
INSURANCE • BONDS • BENEFITS
...an Assurex Global Partner

August 2, 2023

Town of Hartford
171 Bridge Street
White River Junction, VT 05001

Re: Estes & Gallup, LLC
13 Orford Road
Lyme, NH 03768

Project: Fire Station #2 Renovation & Fire Station #1 Storage Building

To whom it may concern:

This letter confirms that Estes & Gallup, LLC is a highly regarded and valued bonding client of the Travelers Casualty and Surety Company of America (AM Best A++ Superior) of South Portland, Maine.

Estes & Gallup, LLC has developed a long and successful track record of completing projects on time and within the available budget. Regarding bonding capacity, the Travelers will consider supporting Estes & Gallup, LLC on individual undertakings in the range of $5,000,000 with a maximum bonding capacity of $12,000,000.

Naturally, as is customary within the surety industry, the issuance of any bid or final bonds will be contingent upon a favorable underwriting review, to include, but not limited to a satisfactory review of contract documents, confirmation of acceptable financing and payment provisions.

We assume no liability to third parties or to you by the issuance of this letter.

Please feel free to contact me if you have any questions.

Sincerely,

THE ROWLEY AGENCY, INC.

By: Mark J. Stevens
Mark J. Stevens
Account Manager

Bonding and Litigation History

Bonding:

Please see attached a letter from our bonding agent outlining our single and aggregate limits.

Our Agent is:

The Rowley Agency, Inc.
P.O. Box 511
Concord, NH 03302
Attn: Ryan Stevens
rstevens@rowleyagency.com
603-224-2562

Litigation:

We have had no claims over the past ten years and are not currently involved in any litigation or arbitration proceedings.

Personnel and Fees Charged in General Conditions:

The only reimbursable labor expense expected under the proposed contract for CM Services on the project would be:

Project Manager	-	$90.00 per Hour
Project Superintendent	-	$75.00 per Hour
Laborer	-	$45.00 per Hour

These costs include all associated compensation, benefits, taxes and insurance.

Personnel and Fees Charged in Self Performed Work:

Carpenter	-	$60.00 per Hour
Laborer	-	$45.00 per Hour
Shop Carpenter	-	$70.00 per Hour

Development of the GMP, Accounting and Savings on the GMP:

The development of the GMP follows the process laid out in the 'Procedures Section' of this proposal. Several estimates will be developed in conjunction with the plans and specifications. GMP is typically verified at 90% documents.

All accounting is transparent, and we can provide whatever level of detail and documentation is required for the client. Any savings will accrue to the Owner.

Construction Management Fee:

We propose a Construction Management Fee of 5.0%.

Pre-Construction Services Fee:

There will be no fee for Pre-Construction Services on this project.

Cost Proposal

Change Order Generation and Fee:

Change Orders begin as 'Change Order Request'. These are either initiated through a directive from the Owner or Architect, or from the CM based on a changed condition. The Request is developed and submitted to the team for review. The request will provide cost and schedule impact. If agreed upon, the request will be converted to a formal Change Order.

All changes will have the CM Fee applied to the net change.

Mark Up Process and Retainer:

The fee of 5.0% is applied to all labor (including in-house labor), materials, and subcontractors. Estes & Gallup does not require a retainer of any type.

Summary of Fees:

CM Fee – Base Contract	-	5.0%
Pre-Construction Fee	-	None
CM Fee – Changes	-	5.0%

Signature:

Respectfully Submitted this 15th Day of August, 2023.



Timothy Estes
Member

Estes & Gallup, LLC
P.O. Box 240
Lyme, NH 03768
603-795-4400

AVAILABLE START DATE: September 28, 2023

COST DISTRIBUTION

Mark to which category of costs your firm assigns the following items. Please list any additional items your firm includes in your Fee or your General Conditions.

ITEM	FEE	GENERAL CONDITIONS	COST OF WORK	REMARKS
Reproductions/Copying/Postage		x		
Performance and Payment Bonds			x	
Building Permit		x		
Insurance: General Liability/Umbrella	x			
Temporary Facilities		x		
Temporary Power and Water		x		
Safety		x		
Small Tools		x		
Telephone, Internet		x		
Cleanup (Daily)		x		
Dumpster and Recycling Fees		x		
Cleanup (Final)		x		
Progress Photos		x		
Winter Conditions		x		
Snow Removal		x		
Winter Heat		x		
Temporary Enclosures		x		
Project Executive		x		
Project Manager		x		
Estimating	x			
Field Engineers			x	
Project Superintendent		x		
Accounting Clerk	x			
Bookkeeping & Payroll Processing	x			
Administrative Assistant	x			
Expenses--Field		x		
Expenses--Office	x			
Travel—Project Related		x		
Overhead and Profit	x			

CERTIFICATE OF LIABILITY INSURANCE

DATE (MM/DD/YYYY): 8/8/2023

THIS CERTIFICATE IS ISSUED AS A MATTER OF INFORMATION ONLY AND CONFERS NO RIGHTS UPON THE CERTIFICATE HOLDER. THIS CERTIFICATE DOES NOT AFFIRMATIVELY OR NEGATIVELY AMEND, EXTEND OR ALTER THE COVERAGE AFFORDED BY THE POLICIES BELOW. THIS CERTIFICATE OF INSURANCE DOES NOT CONSTITUTE A CONTRACT BETWEEN THE ISSUING INSURER(S), AUTHORIZED REPRESENTATIVE OR PRODUCER, AND THE CERTIFICATE HOLDER.

IMPORTANT: If the certificate holder is an ADDITIONAL INSURED, the policy(ies) must be endorsed. If SUBROGATION IS WAIVED, subject to the terms and conditions of the policy, certain policies may require an endorsement. A statement on this certificate does not confer rights to the certificate holder in lieu of such endorsement(s).

PRODUCER	CONTACT NAME: Maureen Demick
THE ROWLEY AGENCY INC. 45 Constitution Avenue P.O. Box 511 Concord NH 03302-0511	PHONE (A/C, No, Ext): (603)224-2562 FAX (A/C, No): (603)224-8012 E-MAIL ADDRESS: mdemick@rowleyagency.com
INSURED	INSURER(S) AFFORDING COVERAGE / NAIC #
Estes & Gallup, LLC P.O. Box 240 Lyme NH 03768	INSURER A : Liberty Mutual Ins Co (Peerless) INSURER B : INSURER C : INSURER D : INSURER E : INSURER F :

COVERAGES **CERTIFICATE NUMBER:** 23-24 **REVISION NUMBER:**

THIS IS TO CERTIFY THAT THE POLICIES OF INSURANCE LISTED BELOW HAVE BEEN ISSUED TO THE INSURED NAMED ABOVE FOR THE POLICY PERIOD INDICATED. NOTWITHSTANDING ANY REQUIREMENT, TERM OR CONDITION OF ANY CONTRACT OR OTHER DOCUMENT WITH RESPECT TO WHICH THIS CERTIFICATE MAY BE ISSUED OR MAY PERTAIN, THE INSURANCE AFFORDED BY THE POLICIES DESCRIBED HEREIN IS SUBJECT TO ALL THE TERMS, EXCLUSIONS AND CONDITIONS OF SUCH POLICIES. LIMITS SHOWN MAY HAVE BEEN REDUCED BY PAID CLAIMS.

INSR LTR	TYPE OF INSURANCE	ADDL INSD	SUBR WVD	POLICY NUMBER	POLICY EFF (MM/DD/YYYY)	POLICY EXP (MM/DD/YYYY)	LIMITS	
A	X COMMERCIAL GENERAL LIABILITY CLAIMS-MADE X OCCUR GEN'L AGGREGATE LIMIT APPLIES PER: POLICY X PRO-JECT X LOC OTHER:			BKS64282542	1/1/2023	1/1/2024	EACH OCCURRENCE DAMAGE TO RENTED PREMISES (Ea occurrence) MED EXP (Any one person) PERSONAL & ADV INJURY GENERAL AGGREGATE PRODUCTS - COMP/OP AGG	$ 1,000,000 $ 100,000 $ 5,000 $ 1,000,000 $ 2,000,000 $ 2,000,000
A	AUTOMOBILE LIABILITY X ANY AUTO ALL OWNED AUTOS SCHEDULED AUTOS HIRED AUTOS NON-OWNED AUTOS			BAW64282542	1/1/2023	1/1/2024	COMBINED SINGLE LIMIT (Ea accident) BODILY INJURY (Per person) BODILY INJURY (Per accident) PROPERTY DAMAGE (Per accident)	$ 1,000,000 $ $ $
A	X UMBRELLA LIAB X OCCUR EXCESS LIAB CLAIMS-MADE DED X RETENTION $ 10,000			USO64282542	1/1/2023	1/1/2024	EACH OCCURRENCE AGGREGATE	$ 8,000,000 $ 8,000,000
A	WORKERS COMPENSATION AND EMPLOYERS' LIABILITY ANY PROPRIETOR/PARTNER/EXECUTIVE OFFICER/MEMBER EXCLUDED? Y/N: N / N/A (Mandatory in NH) If yes, describe under DESCRIPTION OF OPERATIONS below			XWA64285242 3.A. States: NH, VT	1/1/2023	1/1/2024	Y PER STATUTE OTH-ER E.L. EACH ACCIDENT E.L. DISEASE - EA EMPLOYEE E.L. DISEASE - POLICY LIMIT	$ 500,000 $ 500,000 $ 500,000

DESCRIPTION OF OPERATIONS / LOCATIONS / VEHICLES (ACORD 101, Additional Remarks Schedule, may be attached if more space is required)

Re: Station #2 and Storage Building

CERTIFICATE HOLDER

Town of Hartford
Attn: Town Manager -Town of Hartford
171 Bridge Street
White River Jct, VT 05001

CANCELLATION

SHOULD ANY OF THE ABOVE DESCRIBED POLICIES BE CANCELLED BEFORE THE EXPIRATION DATE THEREOF, NOTICE WILL BE DELIVERED IN ACCORDANCE WITH THE POLICY PROVISIONS.

AUTHORIZED REPRESENTATIVE

Maureen Demick/DEMICK

© 1988-2014 ACORD CORPORATION. All rights reserved.

THE ROWLEY AGENCY LLC
INSURANCE • BONDS • BENEFITS
...an Assurex Global Partner

August 8, 2023

Estes & Gallup, LLC
PO Box 240
Lyme, NH 03768

Re: Workers Compensation Rating

To Whom It May Concern,

The Experience Modification Rating for Estes & Gallup, LLC, effective 01/01/2023 is .96 as reported by NCCI (National Council on Compensation insurance).

Sincerely,

Maureen J. Demick

Maureen J. Demick

45 Constitution Avenue, P.O. Box 511 • Concord, New Hampshire 03302-0511
Telephone: 1-800-238-3840 • Fax: 603-224-8012 • www.rowleyagency.com

Assurex GLOBAL

14 Tracy Street
GMP Estimate With Addendum #1 Revisions
July 12, 2018

Project name	Tracy Street Apartments
Estimator	Tim
Labor rate table	Bare Rates
Job size	27000 sf
Bid date	7/12/2018 12:00 PM
Notes	- Domestic Hot Water system is electric. - Net Metering is carried. - All units to have a hard wired data port. Owner to select broadband service to building. - Kohltech Windows - No Glass Matt Drywall. - Stretcher capable lift included. - Allowance for Winter Conditions is carried. - Permit Fees Not Included.
Report format	Sorted by 'Group phase/Phase' 'Detail' summary

Item		Description	Takeoff Qty		Labor Unit Cost	Labor Amount	Material Unit Cost	Material Amount	Subcontract Amount	Subcontract Name	Total Amount
2000.000		***DEMOLITION***									
2002.000		**Building Demolition**									
	10	Demo Wood Buildings	1.00	ls	-	-	-	-	24,420		24,420
		Building Demolition							**24,420**		**24,420**
		DEMOLITION				***0***		***0***	***24,420***		***24,420***
2100.000		***SITE WORK***									
2105.000		**Site Work**									
	10	Site Subcontractor	1.00	ls	-	-	-	-	384,891		384,891
		Site Work							**384,891**		**384,891**
2835.000		**Other Fences**									
	10	Wood Fencing - Dumpster Enclosure	1.00	ls					7,500		7,500
	20	Wood Fencing - Decorative	60.00	lf	8.00 /lf	480	20.00 /lf	1,200	-		1,680
		Other Fences				**480**		**1,200**	**7,500**		**9,180**
2870.000		**Site Improvements**									
	10	Benches	2.00	ea	125.00 /ea	250	1,300.00 /ea	2,600	-		2,850
----		Bike Racks	13.00	ea	100.00 /ea	1,300	672.00 /ea	8,736	-		10,036
		Site Improvements				**1,550**		**11,336**			**12,886**
		17.86 Labor hours									
2910.000		**Landscaping**									
	05	Landscaping - Plantings	1.00	ls	-	-	-	-	57,200		57,200
		Landscaping							**57,200**		**57,200**
		SITE WORK				***2,030***		***12,536***	***449,591***		***464,157***
		17.86 Labor hours									
3000.000		***CONCRETE***									
3020.000		**Walks -Budget**									
	5	Sidewalks 5"	1.00	ls					22,000		22,000
		Walks -Budget							**22,000**		**22,000**
3101.000		**Concrete Sub**									
	10	Concrete Sub Building	1.00	ls	-	-	-	-	125,000		125,000
----		Site Concrete - Dumpster	1.00	ls					3,500		3,500
----		Concrete Polishing	700.00	sf					5,600		5,600
		Concrete Sub							**134,100**		**134,100**
3280.000		**Vapor Barrier**									
	6	15 mil Stego Wrap	9,600.00	sf	0.19 /sf	1,824	1.313 /sf	12,600	-		14,424
----		Underslab Foam R-10	9,600.00	sf			1.65 /sf	15,840			15,840
----		perimeter wall foam R-15	2,400.00	sf			2.00 /sf	4,800			4,800
----		Slab Prep / Foam Labor and equipment	1.00	ls	4,000.00 /ls	4,000	600.00 /ls	600			4,600
		Vapor Barrier				**5,824**		**33,840**			**39,664**
		48.00 Labor hours									

Item		Description	Takeoff Qty		Labor Unit Cost	Labor Amount	Material Unit Cost	Material Amount	Subcontract Amount	Name	Total Amount
		CONCRETE				***5,824***		***33,840***	***156,100***		***195,764***
		48.00 Labor hours									
5000.000		***METALS***									
5120.000		**Structural Steel Buy**									
	100	Misc Metals	1.00	ls	-	-	26,086.00 /ls	26,086	-		26,086
		Structural Steel Buy						**26,086**			**26,086**
5512.000		**Handrails Steel**									
	10	Steel Stair Wall Handrail	1.00	ls			8,050.00 /ls	8,050	-		8,050
		Handrails Steel						**8,050**			**8,050**
5560.000		**Misc Steel**									
	140	PV Support Brackets	1.00	ls	15,900.00 /ls	15,900	4,800.00 /ls	4,800	31,500		52,200
		Misc Steel				**15,900**		**4,800**	**31,500**		**52,200**
		METALS				***15,900***		***38,936***	***31,500***		***86,336***
6000.000		***ROUGH CARPENTRY***									
6002.000		**Rough Carpentry**									
	10	Rough Carpentry - Labor	1.00	ls	-	-	-	-	263,000		263,000
	18	Rough Carpentry Material	1.00	ls	-	-	372,750.00 /ls	372,750	-		372,750
----		Crane/Lifts	1.00	ls			35,000.00 /ls	35,000			35,000
----		Floor underlayments	1.00	sf	17,500.00 /sf	17,500	19,800.00 /sf	19,800			37,300
----		Misc Fastner / Hangar / siesmic / allowance	1.00	ls			18,000.00 /ls	18,000			18,000
----		Borate Treatment	1.00	ls	-	-	-	-	2,000		2,000
		Rough Carpentry				**17,500**		**445,550**	**265,000**		**728,050**
		ROUGH CARPENTRY				***17,500***		***445,550***	***265,000***		***728,050***
6200.000		***FINISH CARPENTRY***									
6210.000		**Interior Door Trim**									
	10	Interior Running Trim Door Casing	168.00	ea	110.00 /ea	18,480	74.90 /ea	12,583	-		31,063
----		Interior running trim Window Sills	360.00	lf	40.00 /lf	14,400	5.00 /lf	1,800			16,200
----		Interior running trim Baseboard	1.00	ls	20,000.00 /ls	20,000	10,000.00 /ls	10,000			30,000
----		Chair and picture rail at cooridors and community room	1,221.00	lf	10.00 /lf	12,210	6.00 /lf	7,326			19,536
		Interior Door Trim				**65,090**		**31,709**			**96,799**
		462.000 Labor hours									
6435.000		**Stairs Pre-Fab**									
----		Pre-made stairs Set in place	4.00	run	1,200.00 /run	4,800	1,500.00 /run	6,000			10,800
		Stairs Pre-Fab				**4,800**		**6,000**			**10,800**
		FINISH CARPENTRY				***69,890***		***37,709***	***0***		***107,599***
		462.000 Labor hours									

Item		Description	Takeoff Qty		Labor Unit Cost	Labor Amount	Material Unit Cost	Material Amount	Subcontract Amount	Subcontract Name	Total Amount
7000.000		***THERMAL & MOIST PROTECT***									
7100.000		**Waterproofing**									
	50	Dampproofing at foundation	2,400.00	sf					3,000		3,000
		Waterproofing							**3,000**		**3,000**
7195.000		**Air Barriers**									
----		Air Barrier/Air Sealing	1.00	sf			10,000.00 /sf	10,000	12,645		22,645
		Air Barriers						**10,000**	**12,645**		**22,645**
7211.000		**Building Insulation - Sub**									
	10	Cellulose Insulation - Sub	1.00	ls	-	-	-	-	67,000		67,000
----		Foam Layer Installation	1.00	ls			33,200.00 /ls	33,200	21,803		55,003
----		Acoustical Batt - Walls and Floors	1.00	ls					22,380		22,380
		Building Insulation - Sub						**33,200**	**111,183**		**144,383**
7250.000		**Fireproofing**									
	100	Firestopping	1.00	ls	4,500.00 /ls	4,500	3,000.00 /ls	3,000			7,500
		Fireproofing				**4,500**		**3,000**			**7,500**
7465.000		**Composite Siding**									
	10	Composite Siding	1.00	ls			59,000.00 /ls	59,000			59,000
----		Metal Prefinished Siding	1.00	ls			83,200.00 /ls	83,200			83,200
----		Siding / Trim Labor	1.00	ls					59,900		59,900
		Composite Siding						**142,200**	**59,900**		**202,100**
7530.000		**Membrane Roofing**									
	20	Membrane Roofing Adhered PVC	1.00	ls	-	-	-	-	195,000		195,000
----		Misc Roof blocking	1.00	ls	2,500.00 /ls	2,500	2,500.00 /ls	2,500			5,000
		Membrane Roofing				**2,500**		**2,500**	**195,000**		**200,000**
7950.000		**Exterior Caulking**									
	10	Exterior Sealants	1.00	ls	4,040.00 /ls	4,040	2,996.00 /ls	2,996	-		7,036
		Exterior Caulking				**4,040**		**2,996**			**7,036**
		THERMAL & MOIST PROTECT				***11,040***		***193,896***	***381,728***		***586,664***
8000.000		***DOORS & WINDOWS***									
8105.000		**Door Package - Project**									
	10	Purchase Doors / Frames / Hardware	1.00	ls	-	-	105,000.00 /ls	105,000	-		105,000
	20	Install All Doors/Frames/Hardware	196.00	ea	185.00 /ea	36,260	-	-	-		36,260
		Door Package - Project				**36,260**		**105,000**			**141,260**
8305.000		**Access Doors**									
	10	Access Doors	40.00	ea	57.00 /ea	2,280	100.00 /ea	4,000	-		6,280
		Access Doors				**2,280**		**4,000**			**6,280**
		60.000 Labor hours									
8410.000		**Aluminum Storefront**									
	60	Aluminum Storefront W/ Thermal Break R2 Max	3.00	ea	-	-	-	-	17,000		17,000
	60	Aluminum Storefront Non Thermal Interior	3.00	ea	-	-	-	-	8,200		8,200

Item		Description	Takeoff Qty		Labor Unit Cost	Labor Amount	Material Unit Cost	Material Amount	Subcontract Amount	Subcontract Name	Total Amount
		Aluminum Storefront							**25,200**		**25,200**
8520.000		**Aluminum Windows**									
	100	Kohltech Windows	94.00	ea			585.11 /ea	55,000	-		55,000
----		Window Installation / Hdw	1.00	ls					19,500		19,500
		Aluminum Windows						**55,000**	**19,500**		**74,500**
		DOORS & WINDOWS				***38,540***		***164,000***	***44,700***		***247,240***
		60.000 Labor hours									
9000.000		***FINISHES***									
9250.000		**Drywall Sub**									
	10	Drywall Sub - No Glas Matt Faced	1.00	ls	-	-	-	-	297,500		297,500
		Drywall Sub							**297,500**		**297,500**
9500.000		**Ceilings Sub**									
	10	ACT Sub	1.00	ls	-	-	-	-	22,000		22,000
		Ceilings Sub							**22,000**		**22,000**
9681.000		**Flooring Sub**									
	10	Flooring Sub	1.00	ls	-	-	-	-	153,000		153,000
		Flooring Sub							**153,000**		**153,000**
9930.000		**Painting**									
sub		Painting - Sub	1.00	ls	-	-	-	-	96,000		96,000
		Painting							**96,000**		**96,000**
		FINISHES				***0***		***0***	***568,500***		***568,500***
10000.000		***SPECIALTIES***									
10430.000		**Signs & Letters**									
	10	Signage	1.00	ls					10,000		10,000
		Signs & Letters							**10,000**		**10,000**
10505.000		**Lockers**									
	10	Tenant Storage Lockers	1.00	ls	5,000.00 /ls	5,000	7,850.00 /ls	7,850	-		12,850
		Lockers				**5,000**		**7,850**			**12,850**
		250.000 Labor hours									
10675.000		**Storage & Shelves**									
sub		Wire Shelving	1.00	ls			12,000.00 /ls	12,000			12,000
		Storage & Shelves						**12,000**			**12,000**
10820.000		**Bath Accessories by LS**									
	10	Purchase Bath Accessories	30.00	unit	-	-	400.00 /unit	12,000	-		12,000
	12	Install Bath Accessories	30.00	unit	160.00 /unit	4,800	-	-	-		4,800
		Bath Accessories by LS				**4,800**		**12,000**			**16,800**
10823.000		**Medicine Cabinet**									
	10	Medicine Cabinet	30.00	ea	45.00 /ea	1,350	250.00 /ea	7,500	-		8,850

Item		Description	Takeoff Qty		Labor Unit Cost	Labor Amount	Material Unit Cost	Material Amount	Subcontract Amount	Name	Total Amount
		Medicine Cabinet				**1,350**		**7,500**			**8,850**
		67.50 Labor hours									
10860.000		**Postal Equip**									
	10	Mailboxes Aluminum	1.00	ls	1,600.00 /ls	1,600	3,000.00 /ls	3,000	-		4,600
		Postal Equip				**1,600**		**3,000**			**4,600**
10950.000		**Fire Cabinets**									
	30	Fire Protection Specialties	30.00	ea	152.00 /ea	4,560	120.00 /ea	3,600	-		8,160
----		Monitored FE Cabinet System	8.00	ea			608.00 /ea	4,864			4,864
		Fire Cabinets				**4,560**		**8,464**			**13,024**
		75.00 Labor hours									
10951.000		**Fire Control**									
	10	Knox Boxes	1.00	ea	80.00 /ea	80	550.00 /ea	550	-		630
		Fire Control				**80**		**550**			**630**
		2.00 Labor hours									
		SPECIALTIES				***17,390***		***51,364***	***10,000***		***78,754***
		394.500 Labor hours									
11000.000		***EQUIPMENT***									
11400.000		**Appliance Allowances**									
	999	Kitchen Appliances - Installed	30.00	unit	0.00	0	2,030.00 /unit	60,900	1,500		62,400
		Appliance Allowances						**60,900**	**1,500**		**62,400**
		EQUIPMENT				***0***		***60,900***	***1,500***		***62,400***
12000.000		***FURNISHINGS***									
12372.000		**Kitchen Casework**									
	10	Kitchen / Bath/ Common Kit - Mat Only	30.00	ea			3,764.00 /ea	112,920	-		112,920
	10	Residential Counters - Mat Only	30.00	ea			465.00 /ea	13,950	-		13,950
----		Kitchen / Bath / Countertop Installation	30.00	ea	1,200.00 /ea	36,000					36,000
		Kitchen Casework				**36,000**		**126,870**			**162,870**
12690.000		**Floor Mats**									
	10	Walk Off Grates	1.00	ls	850.00 /ls	850	5,000.00 /ls	5,000	-		5,850
		Floor Mats				**850**		**5,000**			**5,850**
		47.222 Labor hours									
		FURNISHINGS				***36,850***		***131,870***	***0***		***168,720***
		47.222 Labor hours									
14000.000		***CONVEYING SYSTEMS***									
14200.000		**Elevators**									
sub		Elevators Subcontract	1.00	ls	-	-	-	-	103,600		103,600
		Elevators							**103,600**		**103,600**

Item	Description	Takeoff Qty		Labor Unit Cost	Labor Amount	Material Unit Cost	Material Amount	Subcontract Amount	Subcontract Name	Total Amount
	CONVEYING SYSTEMS				***0***		***0***	***103,600***		***103,600***
15000.000	***MECHANICAL***									
15050.000	**Project Mechanical**									
10	Mechanical Subcontract	1.00	ls	-	-	-	-	825,000		825,000
	Project Mechanical							**825,000**		**825,000**
15470.000	**Sprinkler Systems**									
sub	Sprinklers Subcontract	1.00	ls	-	-	-	-	57,800		57,800
	Sprinkler Systems							**57,800**		**57,800**
	MECHANICAL				***0***		***0***	***882,800***		***882,800***
16000.000	***ELECTRICAL***									
16110.000	**Electrical**									
Alarm	Rescue System Allowance	1.00	ls	-	-	-	-	10,000		10,000
sub	Electrical Subcontract	1.00	ls	-	-	-	-	415,000		415,000
	Electrical							**425,000**		**425,000**
	ELECTRICAL				***0***		***0***	***425,000***		***425,000***

Estimate Totals

Description	Amount	Totals	Hours	Rate	Cost Basis	Cost per Unit	Percent of Total	
Labor	214,964		1,029.579 hrs			7.962 /sf	4.17%	
Material	1,170,601					43.356 /sf	22.69%	
Subcontract	3,344,439					123.868 /sf	64.83%	
Equipment								
Other								
General Conditions	173,985				L	6.444 /sf	3.37%	
	4,903,989	**4,903,989**				**181.629 /sf**	**95.07**	**95.07%**
Contractor Fee	110,340			2.250 %	T	4.087 /sf	2.14%	
	110,340	**5,014,329**				**185.716 /sf**	**2.14**	**97.20%**
Performance & Payment Bond	42,986				B	1.592 /sf	0.83%	
Winter Conditions Allow	25,000				L	0.926 /sf	0.48%	
Contingency	76,235			1.500 %	T	2.824 /sf	1.48%	
	144,221	**5,158,550**				**191.057 /sf**	**2.80**	**100.00%**
Total		***5,158,550***				***191.057 /sf***		

ID	Task Name	Duration	Start
1	Mobilization	5 days	Mon 7/2/18
2	Building Demolition	5 days	Mon 7/23/18
3	Soils Removal	9 days	Mon 7/30/18
4	Building Subbase Prep	5 days	Thu 8/16/18
5	Prep for Footings	5 days	Thu 8/23/18
6	Structural Concrete	35 days	Wed 9/5/18
8	Site Utilities	3 wks	Mon 9/17/18
7	Backfill Foundation	12 days	Wed 10/24/1
9	GF Subslab Rough In	8 days	Fri 11/9/18
10	Slab on Grade	5 days	Wed 11/21/1
11	GF Rough Carp	2 wks	Wed 11/28/1
12	SF Rough Carp	3 wks	Wed 12/12/1
13	TF Rough Carp	3 wks	Wed 1/2/19
14	Membrane Roof	2 wks	Wed 1/23/19
19	Install Windows	2 wks	Wed 1/30/19
18	TF Rough In	25 days	Wed 2/13/19
29	Elevator Install	25 days	Fri 3/1/19
15	Ext Wall Finishes	80 days	Mon 3/11/19
17	SF Rough In	25 days	Wed 3/20/19
22	TF Insulation	1 wk	Wed 3/20/19
25	Drywall - TF	4 wks	Wed 3/27/19
16	GF Rough In	3 wks	Wed 4/24/19
21	SF Insulation	1 wk	Wed 4/24/19
27	Unit Finishes - TF	8 wks	Wed 4/24/19
24	Drywall - SF	4 wks	Wed 5/1/19
31	Site Improvements	1 mon	Mon 5/6/19
32	Exterior Paint	1 mon	Mon 5/6/19
20	GF Insulation	1 wk	Wed 5/15/19
23	Drywall - GF	4 wks	Wed 5/22/19
26	Unit Finishes - SF	8 wks	Wed 5/29/19
28	Unit Finishes - GF	8 wks	Wed 6/19/19
30	Stair Finishes	2 wks	Wed 7/31/19
33	Start Up/Testing/Pun	2 wks	Wed 8/7/19

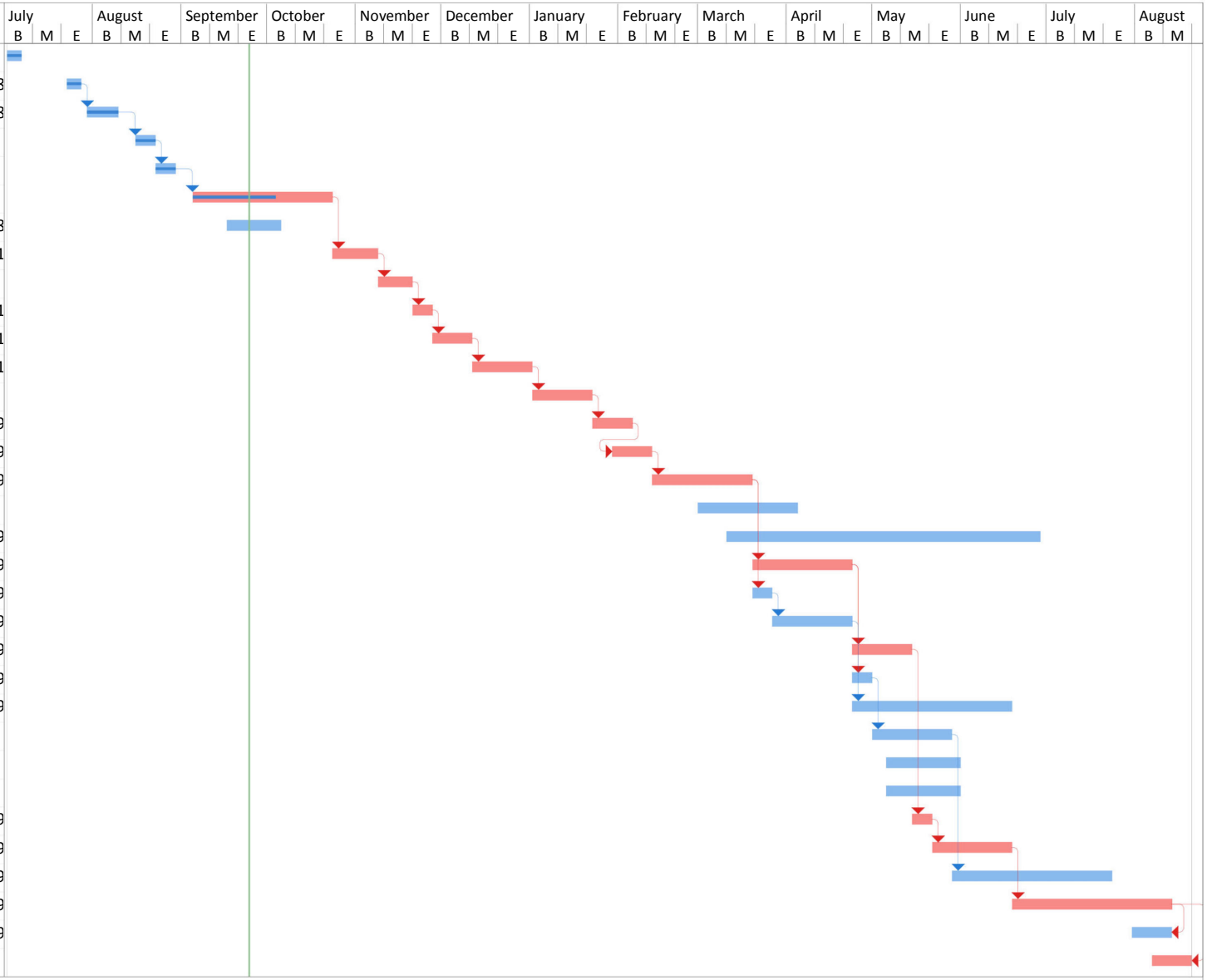

Project: 14 Tracy Street 9_25_18 S
Date: Tue 9/25/18

Task	External Milestone	Manual Summary Rollup	Critical Split		
Split	Inactive Task	Manual Summary	Progress		
Milestone	Inactive Milestone	Start-only	Manual Progress		
Summary	Inactive Summary	Finish-only			
Project Summary	Manual Task	Deadline			
External Tasks	Duration-only	Critical			

AGENDA MEMORANDUM
September 19, 2023
Town Selectboard Meeting Item: 5g
Submitted by: Gail Ostrout, Director of Finance

Subject: **2023 Fiscal Year General Fund Encumbrance Request**

Background: Annually the town has projects, products and services that have been approved in the annual budget but can't be completed or purchased within the approved fiscal year due to either internal or external timing or environmental factors. FYE 2023 was difficult with post COVID challenges, staffing, supply chain availability and vendor delays.

Discussion: The Finance Director meets with each Department Head to review their list of projects / items that potentially need to be encumbered. Following this discussion, the Finance Director provides the encumbrance list to the Town Manager for final review and approval. The attached summary list has been reviewed, vetted, approved and are in progress.

FYE 2023	**$1,492,086.02**
Prior Years	**$1,249,334.46**
Total	**$2,741,420.48**

Financial Impact: Funding for these requested encumbrances will be covered by the revenue recorded and collected as budgeted in fiscal year 2023 or prior years. There is no new financial impact whereas these items / projects had already been approved the original 2023 budget or prior year budgets.

Recommendation Motion: Select Board approve the 2023 Encumbrance Request for items, services, projects and products previously approved in operating budgets.

GOstrout

Gail Ostrout; Finance Director

Attachments: FYE 2023 Encumbrance Request

FYE 2023 Encumbrances (Current & Prior)

Total	Dept
$ 118,759.39	Recruitment & Training
$ 1,458,550.77	Contracted Services
$ 147,746.45	Contracted Services- Capital
$ 17,086.00	Boards & Commissions
$ 3,268.50	Employee Banquet
$ 12,641.40	Advertising
$ 33,582.87	Materials Supplies
$ 1,000.00	Postage
$ 26,893.20	Equipment Maint-Operations
$ 62,788.37	Repairs & Maint- Building
$ -	Town Manager EV Car
$ 20,877.65	Travel & Meetings
$ 16,944.37	Office Equipment
$ 2,413.64	COVID
$ 1,484.84	Uniforms
$ 4,000.00	Building heat
$ 478,286.14	Dept Equipment
$ 15,665.00	Repairs & Maint- Equipment
$ 32,000.00	Gas - Diesel
$ -	Athletic Supplies
$ -	Marketing & Promotion
$ 142,839.02	Town Match - Grants
$ 144,718.58	Capital
$ -	
$ 2,741,420.48	

9/14/23
JSO

AGENDA MEMORANDUM

September 19, 2023
Town Selectboard Meeting Item: 5f
Submitted by: Gail Ostrout, Finance Director

Subject

FYE 2025 Board Guidance

Background:

Annually the select board provides budget guidance to staff.

Discussion:

Attached is a copy of the FYE 2024 approved budget guidance. The select board needs to provide budget guidance at the upcoming 10/3/23 board meeting.

Financial Impact:

n/a

Recommendation:

Begin discussions in preparation for the 10/3/23 meeting.

GOstrout

Finance Director

Fiscal Year 2024 Budget Guidance

The Hartford Selectboard submits the following guidance to the Hartford Town Manager regarding the formation of the Hartford Town Budget for Fiscal Year 2024:

Guidance Regarding Values

- Maintain focus on mitigating climate change
- Maintain a long-term focus - 5, 10, 15 years out.
- Find opportunities to increase community safety
- Identify resources for increasing diversity, equity, and inclusion practices.
- Plan and save for emergencies.
- Buy high quality and local, not just lowest cost.
- Plan with statistics, executes with data.
- Consider number of users in funding.
- Maintain current equipment and infrastructure to the end of useful life

Guidance Regarding Staff

- Identify ways to ensure Hartford is a competitive employer.
- Consider new positions that could have a positive budget impact remembering that these expenditures continue through future budgets.
- Continue to leverage technology and infrastructure to increase productivity, efficiency, and the preservation of institutional knowledge.
- Investigate options relative to increased demands on all departments.
- Continue investing in methods of retaining, recognizing, and rewarding staff.

Logistical Guidance

- Maintain an unassigned fund balance of 10% of the annual general fund operating budget for unseen demands in services, repair, or emergencies.
- Consider a 5% increase to fund needs.
- Pursue grants to offset costs for items included in the budget.

Detailed Guidance

- Prioritize infrastructure maintenance, for example roads and sidewalks.
- Prioritize funding items that also apply to the implementation of the Climate Action Plan.
- Prioritize funding the ongoing work at the Solid Waste Transfer Facility
- Include funding for parking meters.
- Fund increased non-sworn community safety response staff
- Fund Selectboard and town staff leadership education and development.
- Fund town external communications with residents and community.
- Fund a town branding and marketing plan.
- Fund equity and inclusion education and strategic planning for Selectboard and Town staff
- Fund the charged work of committees and commissions, within reason.

AGENDA MEMORANDUM

September 19, 2023
Town Selectboard Meeting Item: 5h
Submitted by: Gail Ostrout, Finance Director

Subject

The Town of Hartford VT is requesting that Mascoma Bank issue a Line of Credit Loan in the amount of $3.0 Million for a term of 12 months to cover ongoing construction needs of the Town

Background:

The Town has commenced, or will commence within the next 12 months, construction on several critical infrastructure projects.

While these projects are funded by sources other than the Town General Fund, the Town is responsible for the initial payment of construction bills and then will seek reimbursement from the ultimate funding source, such as the Vermont Agency of Transportation, Vermont Bond Bank or State Revolving Loan Fund.

Discussion:

The cumulative short-term borrowing need totals $3.0 million for this new LOC. The tax-exempt rate is 4.9% for this note. Although the cumulative total that the Town can borrow over the next 12 months is $3.0 million, the Town will only pay interest expense for the days that the funds are withdrawn before being reimbursed by the State or other funding sources. At that maturity date we will need to revisit continued funding of our construction / infrastructure projects.

Financial Impact:

The actual financing costs will depend on the amounts borrowed and the speed of reimbursements.

Recommendation:

The Selectboard authorized a line of credit (LOC) with Mascoma Bank for $3.0 million at a tax exempt rate of 4.9% for 12 months under 24 VSA§ l 773(c).

The Town of Hartford VT Selectboard hereby gives Town Treasurer Joseph Major authority to execute all loan documents related to obtaining a Line of Credit Loan in the amount of $3.0 Million for a term of 10/1/2023-9/30/2024, to that effect on behalf of the Town of Hartford VT.

Gail Ostrout

Finance Director

TOWN OF HARTFORD SELECTBOARD MINUTES
Tuesday, September 5, 2023, 6:00pm
Hartford Town Hall, 171 Bridge Street,
White River Junction, VT 05001

This meeting was conducted in person at Town Hall

Present: Michael Hoyt, Chair; Kim Souza, Clerk; Lannie Collins, Member; Mary Erdei, Member; Rocket, Member; Lana Livingston; Gail Ostrout; Paula Nulty; Chris Holzwarth; Bryan Gazda; Joe Major; Sarah Kelly; Will Adler;

Present on Zoom: Dan Fraser, Vice-Chair; Ally Tufenkjian, Member;

JAM Link: https://www.youtube.com/watch?v=GQdc63JDeHU

I. Call to Order the Selectboard Meeting by Chair, Mike Hoyt at 6:01PM.
II. Pledge of Allegiance was recited and led by Joe Major.
III. Local Liquor Control Board: None
IV. Local Cannabis Control Board: None
V. Order of Agenda: added item- the discussion of the scoring matrix for the RFP reviews on the Community safety proposals.
Postponed items: 3.a. tabled until the next regular meeting, September 19th.
5.a. Hartford US5 Speed Study Results tabled until the next regular meeting on September 19th.
Payroll Ending: 9/2/2023: Postponed until the next regular meeting on 9/19.
Approve A/P Manifest: 9/7/2023 Postponed until the next regular meeting on 9/19.

Discussion of the RFPs for Community Safety matrix review. Lannie Collins worked on this. There still needs to be weights assigned to each item. It was decided that the individual Selectboard members would submit to Mr. Collins their opinions on what the scoring/weights should be and he will take the averages of the submitted numbers. Also, if you have specific questions that you would like to ask the applicants, send those to Chair, Mike Hoyt. All questions much be the same to all the applicants.

VI. Selectboard

1. Public Comment
   Joe Major from Whtie River Junction addressed the Selectboard on the committee of employment of people with disabilities. Every year the committee chooses businesses that practice within the Americans with Disabilities Act. This year JAM, a Hartford Business, was recognized by winning this award.

2. Selectboard Comments and Announcements
   Rocket recognized the police department's hiring 2 new officers. And

thanked Luca Menezes, who is leaving, for his service. Rocket thinks that in the last months the Board and Community has made great strides forward. Also, hopefully the reason there has been less public comment is that they are happy with the governance the Selectboard is doing. He thanked Mike Hoyt for his leadership.

Kim Souza noted that the Town Website is looking a lot better although there is still a way to go.

Lannie Collins provided a shout out to the company that is working on the bridge. Glad it is open. Also, he wants to thank the good work that Nott's is doing on the Quechee Box Culvert. We are making progress.

Mike Hoyt mentioned all the work that has been done in the Town this past year.

3. Appointments:

a. Consider the Appointment of Nancy Trottier to the Committee on Housing and Homelessness for a two-year term beginning 9/5/2023 and ending 9/4/2025. *Postponed until the next regular meeting on 9/19/2023.*

b. <u>Selectboard Member, Rocket made the motion to Appoint Sarah Kelly to the Hartford Energy Commission for a three-year term beginning September 5, 2023 and ending September 4, 2026. Selectboard Member, Lannie Collins seconded the motion. All were in favor and the motion passed.</u>

4. Town Manager and Significant Activity Report
https://www.hartford-vt.org/ArchiveCenter/ViewFile/Item/454

5. Board Reports, Motions & Ordinances

a. Hartford US5 Speed Study Results *Postponed until the next regular meeting on 9/19/2023.*

b. Water Resource Engineers

<u>Selectboard Member, Lannie Collins made the motion that the Selectboard (1) accept the Water Resource Engineer rankings, (2) authorize the release of a certification of the rankings to the State of Vermont, (3) to waive the Request for Proposal requirements of the Town of Hartford Purchasing Policy for engineering services funded through the Clean Water State Revolving Fund, and (4) to authorize the Department of Public Works to utilize the RFQ process and rankings to satisfy the applicable portions of the purchasing policy as outline in Agenda Memorandum dated September 5, 2023 for Town Selectboard Meeting Item 5.b. for SRF and self-funded projects. Selectboard Clerk, Kim Souza seconded the motion. All were in favor and the motion passed.</u>

c. FY25 Budget Timeline
The Selectboard agreed by consensus that they adopt the FYE 2025 Budget calendar as presented.

https://www.hartford-vt.org/DocumentCenter/View/9673/Budget-Schedule-FYE-2025-updated-9523-v2

VII. Commission Reports

Mary Erdei: Hartford Conservation Commission

The meeting began with full introductions and a warm welcome to Conservation Commission new members Sky, Chris and Mike. Matt Osborne reminded the Commission of what Hartford Conservation Commission was responsible for and some of the events we have held in the near past. He also discussed the upcoming budget and its process and funding procedures as well as a reminder to us all there is sometimes a delicate balance between conservation and recreation.
Other items of note: the Lower Reservoir Road small grassy area would NOT be mowed to create a hospitable climate for animals, birds, insects, pollinators, at this time; use of QR codes for trailhead kiosks to continue the explanation of the most recent logging to trail-goers; the habitat posts from which some will be left and the others for Matt Dragon team of students, and an upcoming Conservation brochure.
Next meeting October 2nd, 2023.

Ally Tufenkjian: Resilient Hartford:

-The Committee discussed the future of the Clifford Park Food Forest with regard to climate change. The park sustained some minor flooding during the July storm, but no damage or soil contamination occurred. The Committee strategized ways to make the Food Forest more resilient considering that climate-related challenges will continue. The next Food Forest Workday is scheduled for Tuesday, September 19th from 4-7pm.
-A fall workday for the Quechee Abenaki Garden is being planned.
-The Committee has one open seat.

Hartford Committee on Housing and Homelessness:

-Member Patrick Danaher has resigned and we thank him for his service to the committee. This means there is one additional seat open.
-Committee members discussed and gave feedback on the draft of the Town Plan's Housing Chapter and members will attend the Town Plan Steering Committee's meeting on Sept. 12th for further discussion.
-The Committee discussed the Department of Children and Families Letter of Interest submitted by Hartford and the process for receiving emergency housing funds. This funding opportunity is not a grant with a proposal process; if Hartford has an idea for a project that fits the criteria, they can reach out to their contacts at the Office of Economic Opportunity (OEO) to inquire about next steps. There is no formal deadline or amount of funding allocated; OEO will direct people to the relevant department for potential funding. If the Committee identifies a relevant project, they will keep the town informed.

VIII. Consent Agenda: **Selectboard Clerk, Kim Souza made the motion to approve the consent agenda. Selectboard Member, Mary Erdei seconded the motion. All were in favor and the motion passed.**

Approve Payroll Ending: 9/2/2023: Postponed until the next regular meeting on 9/19.
Approve Meeting Minutes of: 8/22/2023 and 8/29/2023
Approve A/P Manifest of: 9/1/2023 (*9/7/2023*: *Postponed until the next regular meeting on 9/19.)*
Selectboard Meetings Approved: 10/3/2023; 10/17/2023; 10/31/2023.
**Already Approved: 9/19/2023

IX. Executive Session: **Selectboard Member, Rocket made the motion to find that premature general public knowledge of confidential attorney client communications made for the purpose of providing professional legal services to the body regarding 1472 and 1498 Maple Street, Hartford, will clearly place the Town at a substantial disadvantage by disclosing its communications. Seconded by Selectboard Clerk, Kim Souza. All were in favor and the motion passed.**

Selectboard Member, Rocket moved that we enter executive session to discuss 1472 and 1498 Maple Street, Hartford, under the provisions of 1VSA313(a)(1)(F), and to discuss the employment of public officers pursuant to 1VSA 313(a)(3). Selectboard Member, Mary Erdei seconded the motion. All were in favor and the motion passed.

Selectboard Member, Mary Erdei made the motion to close the Executive Session at 7:29PM. Selectboard Member, Rocket seconded the motion. All were in favor and the motion passed.

X. **Adjourn the Selectboard Meeting: Selectboard Member, Rocket made the motion to adjourn the meeting at 7:30PM. Selectboard Member, Mary Erdei seconded the motion. All were in favor and the motion passed.**

_____

Kim Souza, Clerk
9/5/2023 meeting

Bank ID / Vendor ID	Bank Name / Vendor Name	Payee Name	Check Date	Check No.
Detail: Invoice No.	Invoice Description	Cross Fund	Invoice Amt / Disc. Amt	Net Amt.
13-0200	**TIF TAX REVENUE**			
061582	M & T BANK / WILMINGTON TRUST		9/15/2023	1023
2024 TH20 RF3-390	MUNICIPAL PROJECT RF3-390	0.00	$58,320.21 / 0.00	58,320.21
Desc: MUNICIPAL PROJECT RF3-390	Acct: 13-921-544-0015	Transfer Out - RF3-390-3.0 (Fund 50)		
	Vendor Total:		58,320.21 / 0.00	58,320.21
13-0200	**AMERICAN RECOVERY FUNDS**	**Bank Total:**		**58,320.21**
25-0121	**AMERICAN RECOVERY FUNDS**			
051502	VERMONT STATE TREASURER, ANR	VERMONT STATE TREASURER	9/15/2023	1018
HPM-W01J-69ZDV	PROJ#6 PERMIT APPLICATION FEE	0.00	$900.00 / 0.00	900.00
Desc: PROJ#6 PERMIT APPLICATION FEE	Acct: 25-985-121-0117	ARPA - Fund 60 -Nutt Lane,Harrison, La		
	Vendor Total:		900.00 / 0.00	900.00
25-0121	**Town Clerk Restoration**	**Bank Total:**		**900.00**
25-0151	**Town Clerk Restoration**			
026040	KOFILE, INC	KOFILE, INC	9/15/2023	1005
INV-KT-012370	PRESERVATION PROJECTS	0.00	$7,344.94 / 0.00	7,344.94
Desc: PRESERVATION PROJECTS	Acct: 25-985-100-0151	Town Clerk Restoration		
	Vendor Total:		7,344.94 / 0.00	7,344.94
25-0151	**Highway Infastructure**	**Bank Total:**		**7,344.94**
25-0311	**Highway Infastructure**			
005800	BLAKTOP INC.		9/15/2023	1066
31758	PAVING	0.00	$21,148.04 / 0.00	21,148.04
Desc: PAVING	Acct: 25-985-100-0311	Highway Infrastructure		
	Vendor Total:		21,148.04 / 0.00	21,148.04
037450	PIKE INDUSTRIES INC		9/15/2023	1067
1240742	PAVING	0.00	$292.32 / 0.00	292.32
Desc: PAVING	Acct: 25-985-100-0311	Highway Infrastructure		
1241223	PAVING	0.00	$2,080.59 / 0.00	2,080.59
Desc: PAVING	Acct: 25-985-100-0311	Highway Infrastructure		
1241491	PAVING	0.00	$296.21 / 0.00	296.21
Desc: PAVING	Acct: 25-985-100-0311	Highway Infrastructure		
1244321	PAVING	0.00	$1,140.31 / 0.00	1,140.31
Desc: PAVING	Acct: 25-985-100-0311	Highway Infrastructure		
1238885	PAVING	0.00	$1,055.04 / 0.00	1,055.04
Desc: PAVING	Acct: 25-985-100-0311	Highway Infrastructure		
1247818	PAVING-COLONIAL	0.00	$84.88 / 0.00	84.88
Desc: PAVING-COLONIAL	Acct: 25-985-100-0311	Highway Infrastructure		
1240260	PAVING	0.00	$1,899.81 / 0.00	1,899.81
Desc: PAVING	Acct: 25-985-100-0311	Highway Infrastructure		
	Vendor Total:		6,849.16 / 0.00	6,849.16
046950	TWIN STATE SAND AND GRAVEL CO		9/15/2023	1068

Bank ID / Vendor ID	Bank Name / Vendor Name	Payee Name	Check Date	Check No.
Detail: Invoice No.	Invoice Description	Cross Fund	Invoice Amt / Disc. Amt	Net Amt.
109586	PAVING	0.00	$401.99 / 0.00	401.99
Desc: PAVING		Acct: 25-985-100-0311	Highway Infrastructure	
	Vendor Total:		401.99 / 0.00	401.99
25-0311	**Dog Park**		**Bank Total:**	**28,399.19**
73-7302	**Dog Park**			
035002	CASELLA WASTE MANAGEMENT, INC	CASELLA WASTE SERVICES	9/15/2023	1102
9600044482AUG'23	TRASH PICK UP - AUG'23 - DOG PARK	0.00	$78.07 / 0.00	78.07
Desc: TRASH PICK UP - AUG'23 - DOG PARK		Acct: 73-511-318-7302	CONTRACTED SERVICES(DOG PARK	
	Vendor Total:		78.07 / 0.00	78.07
73-7302	**GENERAL FUND - MASCOMA**		**Bank Total:**	**78.07**
FUND 1 0	**GENERAL FUND - MASCOMA**			
000870	ADVANCE AUTO PARTS	ADVANCED AUTO PARTS	9/15/2023	81161
6084323676120	PARTS	0.00	$381.66 / 0.00	381.66
Desc: CAR2		Acct: 10-221-321-0000	HFD -REPAIRS & MAINT-VEHICLES	
6084324065717	PARTS	0.00	$312.99 / 0.00	312.99
Desc: E4		Acct: 10-221-321-0000	HFD -REPAIRS & MAINT-VEHICLES	
6084324076275	PARTS	0.00	$91.67 / 0.00	91.67
Desc: AMB 19		Acct: 10-221-321-0200	HFD -REPAIRS & MAINT EMS VEHICLI	
6084324176361	RETURNED PARTS	0.00	$-381.66 / 0.00	-381.66
Desc: RETURNED PARTS		Acct: 10-221-321-0000	HFD -REPAIRS & MAINT-VEHICLES	
6084323576047	PARTS	0.00	$337.66 / 0.00	337.66
Desc: CAR2		Acct: 10-221-321-0000	HFD -REPAIRS & MAINT-VEHICLES	
	Vendor Total:		742.32 / 0.00	742.32
001150	AIR CLEANING SYSTEMS INC		9/15/2023	81162
19172	APPARATUS VENT ADAPTER	0.00	$628.00 / 0.00	628.00
Desc: APPARATUS VENT ADAPTER		Acct: 10-221-321-0000	HFD -REPAIRS & MAINT-VEHICLES	
	Vendor Total:		628.00 / 0.00	628.00
001170	AIRGAS, INC.	AIRGAS USA, LLC	9/15/2023	81163
9141045658	MED SUPPLIES	0.00	$59.52 / 0.00	59.52
Desc: MED O2		Acct: 10-221-331-0500	HFD -MEDICAL EQUIPMENT & SUPPL	
9141727973	ACETYLENE	0.00	$124.90 / 0.00	124.90
Desc: ACETYLENE		Acct: 10-321-323-0000	DPW -MATERIAL & SUPPLIES	
Desc: ACETYLENE		Acct: 10-325-326-0000	DPW -UNIFORMS	
	Vendor Total:		184.42 / 0.00	184.42
001645	ALLIANCE MECHANICAL INC.	ALLIANCE GROUP INC.	9/15/2023	81164
067147	WABA MAINTENANCE	0.00	$845.39 / 0.00	845.39
Desc: WABA dehumidifiers annual maint for		Acct: 10-530-318-0000	PR -CONTRACTED SERVICES	
CM230158	MAINTENANCE-142 IZZO PLACE	1,190.00	$1,190.00 / 0.00	1,190.00
Desc: MAINTENANCE-142 IZZO PLACE		Acct: 65-963-318-0000	CONTRACTED SERVICES	
	Vendor Total:		2,035.39 / 0.00	2,035.39

Bank ID	Bank Name					
Vendor ID	Vendor Name	Payee Name			Check Date	Check No.
Detail: Invoice No.	Invoice Description		Cross Fund	Invoice Amt	Disc. Amt	Net Amt.
001650	ALLEN ENGINEERING POOLS AND SPAS				9/15/2023	81165
1CS-500475	POLYMER		6,768.00	$6,768.00	0.00	6,768.00
Desc:	WRJWW_Polymer for Treatment_2300 LB	Acct:	60-961-340-0000	CHEMICALS		
1CS-500494	CHLORINE		2,844.50	$2,844.50	0.00	2,844.50
Desc:	Water Treatment Plant_Chlorine, Liq	Acct:	50-952-340-0000	CHEMICALS		
	Vendor Total:			9,612.50	0.00	9,612.50
002065	AMERICAN FAMILY LIFE ASSURANCE	AFLAC - AMERICAN FAMILY LIFE			9/15/2023	81166
SEP'23	AFLAC SEPTEMBER 23		0.00	$1,507.20	0.00	1,507.20
Desc:	AFLAC SEPTEMBER 2023	Acct:	10-012-300-0270	ACCRUED AD&D PAYABLE		
	Vendor Total:			1,507.20	0.00	1,507.20
002260	AMERICAN TOWER CORPORATION				9/15/2023	81167
4335524	TOWER RENT - WEST LEB		0.00	$2,080.00	0.00	2,080.00
Desc:	TOWER RENT - WEST LEB	Acct:	10-271-320-0100	DISP -EQUIP OPERATION-COMMUNIC		
	Vendor Total:			2,080.00	0.00	2,080.00
002965	ATCO INTERNATIONAL				9/15/2023	81168
I0617859	MATERIALS		271.15	$271.15	0.00	271.15
Desc:	MATERIALS	Acct:	65-963-323-0000	MATERIALS & SUPPLIES		
	Vendor Total:			271.15	0.00	271.15
004850	BEN'S UNIFORMS INC.				9/15/2023	81169
110697	UNIFORMS		0.00	$1,525.00	0.00	1,525.00
Desc:	UNIFORMS	Acct:	10-211-326-0000	HPD -PURCHASE UNIFORMS & CLEAI		
110968	UNIFORMS		0.00	$929.00	0.00	929.00
Desc:	Polos	Acct:	10-211-326-0000	HPD -PURCHASE UNIFORMS & CLEAI		
	Vendor Total:			2,454.00	0.00	2,454.00
004854	BENISTAR/HARTFORD	BESTCO HARTFORD			9/15/2023	81170
10012023	RETIREES HEALTH INSURANCE OCT'23		0.00	$2,672.85	0.00	2,672.85
Desc:	RETIREES HEALTH INSURANCE OCT'23	Acct:	10-211-418-0100	HPD -RETIREE HEALTH INSURANCE		
Desc:	RETIREES HEALTH INSURANCE OCT'23	Acct:	10-271-418-0100	DISP -RETIREE HEALTH INSURANCE		
Desc:	RETIREES HEALTH INSURANCE OCT'23	Acct:	10-325-418-0100	DPW -RETIREE HEALTH INSURANCE		
Desc:	RETIREES HEALTH INSURANCE OCT'23	Acct:	10-221-418-0100	HFD -RETIREE HEALTH INSURANCE		
	Vendor Total:			2,672.85	0.00	2,672.85
005800	BLAKTOP INC.				9/15/2023	81171
31856	ASPHALT		0.00	$167.67	0.00	167.67
Desc:	ASPHALT	Acct:	10-311-323-0000	DPW -MATERIAL & SUPPLIES		
	Vendor Total:			167.67	0.00	167.67
006100	BMO FINANCIAL GROUP				9/15/2023	81172
Barnes 07/28-31/23	Barnes, Tatum - REC		0.00	$208.94	0.00	208.94
Desc:	BJ's - Kids Snacks	Acct:	10-514-323-0000	PR -MATERIAL & SUPPLIES		
Desc:	Best Buy - Camp Ventures	Acct:	10-514-323-0000	PR -MATERIAL & SUPPLIES		
Cooney 07/28-31/23	Cooney, Scott - FD		0.00	$232.84	0.00	232.84

Bank ID	Bank Name					
Vendor ID	Vendor Name	Payee Name			Check Date	Check No.
Detail: Invoice No.	Invoice Description		Cross Fund	Invoice Amt	Disc. Amt	Net Amt.
Desc: Amazon-Lights		Acct: 10-221-321-0000	HFD -REPAIRS & MAINT-VEHICLES			
Desc: Amazon - Cleaning Products		Acct: 10-221-323-0000	HFD -MATERIAL & SUPPLIES			
Desc: Amazon - Ball Joint Press Kit		Acct: 10-221-321-0000	HFD -REPAIRS & MAINT-VEHICLES			
Cooney 08/01-27/23	Cooney, Scott - FD		0.00	$1,916.94	0.00	1,916.94
Desc: Amazon-IPad Keyboad/Foxit/Cleaning		Acct: 10-221-320-0000	HFD -EQUIP OPERATION/MAINT-OFFI			
Desc: Amazon-Mechanic Tools/Parts		Acct: 10-221-321-0000	HFD -REPAIRS & MAINT-VEHICLES			
Desc: Basketball Hoop		Acct: 10-221-318-0000	HFD -CONTRACTED SERVICES			
Desc: Lt Exam Books		Acct: 10-221-315-0000	HFD -RECRUITMENT & TRAINING			
Desc: Mattress Protectors		Acct: 10-221-321-0100	HFD -REPAIRS & MAINT-BUILDING			
Desc: VAC Filters		Acct: 10-221-323-0000	HFD -MATERIAL & SUPPLIES			
Desc: Storage Locker		Acct: 10-221-321-0100	HFD -REPAIRS & MAINT-BUILDING			
Czora 07/28-31/23	Czora, Jason - FD		0.00	$188.44	0.00	188.44
Desc: PartSource-Battery		Acct: 10-221-331-0500	HFD -MEDICAL EQUIPMENT & SUPPL			
Czora 08/01-27/23	Czora, Jason - FD		0.00	$1,199.95	0.00	1,199.95
Desc: Stateline-BasketBall		Acct: 10-221-323-0000	HFD -MATERIAL & SUPPLIES			
Desc: Travel/Loddging/Meals		Acct: 10-221-315-0000	HFD -RECRUITMENT & TRAINING			
Delisle 07/28-31/23	Delisle, Jeremy - DPW		61.96	$61.96	0.00	61.96
Desc: Amazon - Office Supplies		Acct: 50-952-323-0000	MATERIAL & SUPPLIES			
Desc: Amazon - Office Supplies		Acct: 55-953-323-0000	MATERIALS & SUPPLIES			
Delisle 08/01-27/23	Delisle, Jeremy - DPW		1,264.18	$2,081.28	0.00	2,081.28
Desc: Creative Info - Scalehouse Software		Acct: 30-974-318-0000	CONTRACTED SERVICES			
Desc: Amazon-Speed Bumps		Acct: 10-311-323-0000	DPW -MATERIAL & SUPPLIES			
Desc: Amazon - Spindle for Mower		Acct: 30-971-320-0300	EQUIP OPERATION/MAINT GENERAL			
Desc: Amazon - Delineator Post		Acct: 10-311-323-0000	DPW -MATERIAL & SUPPLIES			
Desc: VT Dec - Water license Fee		Acct: 50-955-317-0000	PERMITS & LICENSES			
Desc: VT Dec - Water license Fee		Acct: 55-955-317-0000	PERMITS & LICENSES			
Desc: VRWA-WW Class		Acct: 65-963-315-0000	RECRUITMENT & TRAINING			
Desc: Amazon - Grease Gun		Acct: 10-321-323-0000	DPW -MATERIAL & SUPPLIES			
Desc: Amazon - Prime Membership		Acct: 55-954-313-0000	MEMBERSHIP DUES			
Hausler 08/01-27/23	Hausler, Scott - REC		0.00	$243.38	0.00	243.38
Desc: Michael's - Colored Paper		Acct: 10-514-323-0000	PR -MATERIAL & SUPPLIES			
Desc: HD - Concrete Mix		Acct: 10-521-323-0000	PR -MATERIAL & SUPPLIES			
Hedges 07/28-31/23	Hedges, Charles - FD		0.00	$341.56	0.00	341.56
Desc: Sunoco - Propane training		Acct: 10-221-315-0000	HFD -RECRUITMENT & TRAINING			
Desc: Harbor Freight - Jump Starter		Acct: 10-221-321-0000	HFD -REPAIRS & MAINT-VEHICLES			
Hedges 08/01-27/23	Hedges, Charles - FD		0.00	$105.78	0.00	105.78
Desc: UPS - Shipping		Acct: 10-221-322-0000	HFD -POSTAGE			
Jay 07/28-31/23	McDonough, Jay - REC		0.00	$684.80	0.00	684.80
Desc: Pickleball Central - Equipment		Acct: 10-516-323-0000	PR -MATERIAL & SUPPLIES			
Jay 08/01-27/23	McDonough, Jay - REC		0.00	$2,299.57	0.00	2,299.57
Desc: Redbox-Movie Rental		Acct: 10-516-323-0000	PR -MATERIAL & SUPPLIES			
Desc: Pool Games/ArcheryEquip/Pool Mainte		Acct: 10-514-323-0000	PR -MATERIAL & SUPPLIES			
Desc: Pool Events: Pizza/Materials/Food		Acct: 10-512-323-0000	PR -MATERIAL & SUPPLIES			
Desc: Adobe-Software Fee		Acct: 10-511-318-0000	PR -CONTRACTED SERVICES			
Desc: Killington - Conference Fee		Acct: 10-511-311-0000	PR -TRAVEL & MEETINGS			
Kelley 07/28-31/23	Kelley, Connie - PD		0.00	$-458.96	0.00	-458.96
Desc: BKG Hotel - Reservation Canclled		Acct: 10-221-311-0000	HFD -TRAVEL & MEETINGS			
Kelley 08/01-27/23	Kelley, Constance - PD		0.00	$3,848.66	0.00	3,848.66
Desc: USPS - Postage		Acct: 10-211-322-0000	HPD -POSTAGE			
Desc: Yeti-Water Bottles/Pens Job Fairs		Acct: 10-211-315-0000	HPD -RECRUITMENT & TRAINING			

Bank ID	Bank Name					
Vendor ID	Vendor Name	Payee Name			Check Date	Check No.
Detail: Invoice No.	Invoice Description		Cross Fund	Invoice Amt	Disc. Amt	Net Amt.
Desc: Batteries Plus - Batteries		Acct: 10-211-320-0000	HPD -EQUIP OPERATION/MAINT-OFFI			
Desc: Accomodations/Meals		Acct: 10-211-311-0000	HPD -TRAVEL & MEETINGS			
Desc: Amazon - Radio Earpieces		Acct: 10-211-320-0100	HPD -EQUIP OPERATION/COMMUNIC			
Desc: Adobe-Software Subscription		Acct: 10-211-314-0000	HPD -BOOKS & PERIODICALS			
Desc: Shell Oil - Fuel		Acct: 10-211-319-0000	HPD -EQUIPMENT OPERATION-GAS			
Nulty 07/28-31/23	Nulty, Paula - Admin		0.00	$809.97	0.00	809.97
Desc: Best Buy - TV-Mount-Install Room317		Acct: 10-161-323-0000	TH -MATERIAL & SUPPLIES			
Nulty 08/01-27/23	Nulty, Paula - Admin		0.00	$460.67	0.00	460.67
Desc: VLCT-Toen Fair Registration		Acct: 10-121-311-0000	TM -TRAVEL & MEETINGS			
Desc: Management Training Lunch		Acct: 10-121-315-0000	TM -RECRUITMENT & TRAINING			
Desc: amazon - Office supplies		Acct: 10-121-323-0000	TM -MATERIAL & SUPPLIES			
O'Neil 08/01-27/23	O'Neil, Lisa - TC		0.00	$203.02	0.00	203.02
Desc: VMCTA-Annual Conference Fee		Acct: 10-151-311-0000	TC -TRAVEL & MEETINGS			
Desc: Usps - Postage		Acct: 10-151-322-0000	TC -POSTAGE			
Ostrout 08/01-27/23	Ostrout, Gail - FIN		0.00	$107.06	0.00	107.06
Desc: Meals Meetings		Acct: 10-171-311-0000	FIN -TRAVEL & MEETINGS			
Sheldon 07/28-31/23	Sheldon, Gregory - PD		0.00	$16.90	0.00	16.90
Desc: ProductKey-Pc Programming		Acct: 10-211-323-0000	HPD -MATERIAL & SUPPLIES			
Sheldon 08/01-27/23	Sheldon, Gregory - PD		0.00	$879.04	0.00	879.04
Desc: VLCT - Training		Acct: 10-211-315-0000	HPD -RECRUITMENT & TRAINING			
Desc: USPS - Postage		Acct: 10-211-322-0000	HPD -POSTAGE			
Desc: Food/Coffee/Accommodations Training		Acct: 10-211-311-0000	HPD -TRAVEL & MEETINGS			
Desc: PC Programming		Acct: 10-211-323-0000	HPD -MATERIAL & SUPPLIES			
Desc: Grammerly - Software Subscription		Acct: 10-211-314-0000	HPD -BOOKS & PERIODICALS			
Tatum 08/01-27/23	Barnes, Tatum - REC		0.00	$1,800.83	0.00	1,800.83
Desc: VENTURES FIELD TRIP		Acct: 10-514-318-0000	PR -CONTRACTED SERVICES			
Desc: ICE CREAM SOCIAL/VENTURES PRIZES		Acct: 10-514-323-0000	PR -MATERIAL & SUPPLIES			
Vincent 08/01-27/23	Vincent, Richard - VAL		0.00	$8.56	0.00	8.56
Desc: USPS - Postage		Acct: 10-175-322-0000	DEL -POSTAGE			
Walsh 08/01-27/23	Walsh, Dillon - IT		0.00	$1,893.96	0.00	1,893.96
Desc: Amazon - Stormwind Training		Acct: 10-181-315-0000	IT -RECRUITMENT & TRAINING			
Desc: Amazon HDMI & Keyboard		Acct: 10-181-331-0000	IT -DEPARTMENT EQUIPMENT			
Desc: STMPT - 2go		Acct: 10-181-318-0000	IT -CONTRACTED SERVICES			
Desc: Comptia-Certification Renewal		Acct: 10-181-315-0000	IT -RECRUITMENT & TRAINING			
	Vendor Total:			19,135.15	0.00	19,135.15
006700	BOUND TREE MEDICAL, LLC	BOUND TREE MEDICAL, LLC			9/15/2023	81173
07.31.2023	CREDIT ON ACCOUNT		0.00	$-24.24	0.00	-24.24
Desc: CREDIT ON ACCOUNT		Acct: 10-221-331-0500	HFD -MEDICAL EQUIPMENT & SUPPL			
85073286	MED SUPPLIES		0.00	$792.97	0.00	792.97
Desc: MED SUPPLIES		Acct: 10-221-331-0500	HFD -MEDICAL EQUIPMENT & SUPPL			
85081810	MED SUPPLIES		0.00	$547.60	0.00	547.60
Desc: MED SUPPLIES		Acct: 10-221-331-0500	HFD -MEDICAL EQUIPMENT & SUPPL			
	Vendor Total:			1,316.33	0.00	1,316.33
006905	BP HARTFORD LLC				9/15/2023	81174
66	SOLAR ARRAY		876.81	$1,252.58	0.00	1,252.58
Desc: August 2023 solar electricity		Acct: 10-321-329-0000	DPW -ELECTRICITY			
Desc: August 2023 solar electricity		Acct: 60-961-329-0000	ELECTRICITY			

Bank ID	Bank Name					
Vendor ID	Vendor Name	Payee Name			Check Date	Check No.
Detail: Invoice No.	Invoice Description	Cross Fund	Invoice Amt	Disc. Amt		Net Amt.
	Vendor Total:		1,252.58	0.00		1,252.58
006950	N. A. MANOSH				9/15/2023	81175
40150	Quechee Sludge Hauling Service	2,240.00	$2,240.00	0.00		2,240.00
Desc:	Quechee Sludge Hauling Service	Acct: 65-963-318-0000	CONTRACTED SERVICES			
40557	Quechee Sludge Hauling Service	1,920.00	$1,920.00	0.00		1,920.00
Desc:	Quechee Sludge Hauling Service	Acct: 65-963-318-0000	CONTRACTED SERVICES			
40935	SLUDGE HAULING	1,920.00	$1,920.00	0.00		1,920.00
Desc:	FY24 Quechee Sludge Hauling Service	Acct: 65-963-318-0000	CONTRACTED SERVICES			
	Vendor Total:		6,080.00	0.00		6,080.00
007580	BSN/SPORT SUPPLY GROUP YOUTH DIV	BSN SPORTS INC.			9/15/2023	81176
922410076	FALL EQUIPMENT	0.00	$2,370.98	0.00		2,370.98
Desc:	BSN Fall Equipment/Supplies for Spo	Acct: 10-514-330-0000	PR -ATHLETIC SUPPLIES			
Desc:	FALL EQUIPMENT	Acct: 10-514-330-0000	PR -ATHLETIC SUPPLIES			
	Vendor Total:		2,370.98	0.00		2,370.98
007745	BURGESS LOSS PREVENTION ASSOCIATES				9/15/2023	81177
2996	POOLE BACKGROUND	0.00	$1,056.00	0.00		1,056.00
Desc:	POOLE BACKGROUND	Acct: 10-221-315-0000	HFD -RECRUITMENT & TRAINING			
	Vendor Total:		1,056.00	0.00		1,056.00
007760	BURLINGTON COMMUNICATIONS				9/15/2023	81178
BCS13541	RADIO EQUIPMENT MAINTENANCE AUG'23	0.00	$140.00	0.00		140.00
Desc:	AVETEC EQUIPMENT MAINTENANCE AUG'23	Acct: 10-271-318-0000	DISP -CONTRACTED SERVICES			
BCS13542	AVETEC EQUIPMENT MAINTENANCE AUG'23	0.00	$450.00	0.00		450.00
Desc:	AVETEC EQUIPMENT MAINTENANCE AUG'23	Acct: 10-271-318-0000	DISP -CONTRACTED SERVICES			
BCS13571	INSTALL BARIX BOX	0.00	$185.00	0.00		185.00
Desc:	INSTALL BARIX BOX	Acct: 10-271-318-0000	DISP -CONTRACTED SERVICES			
	Vendor Total:		775.00	0.00		775.00
008120	C-CLEAR AUTO GLASS I NC				9/15/2023	81179
W016222	SERVICE CALL	0.00	$125.00	0.00		125.00
Desc:	SERVICE CALL	Acct: 10-321-321-0000	DPW -REPAIRS & MAINT-VEHICLES			
	Vendor Total:		125.00	0.00		125.00
009140	CENTRAL VERMONT PROPERTIES				9/15/2023	81180
9500254486	PIPE CROSSING	60.00	$60.00	0.00		60.00
Desc:	PIPE CROSSING	Acct: 50-955-317-0000	PERMITS & LICENSES			
	Vendor Total:		60.00	0.00		60.00
009470	CHAMPLIN ASSOCIATES INC				9/15/2023	81181
4041	Install Transducer	712.50	$712.50	0.00		712.50
Desc:	Install Transducer	Acct: 60-964-321-0100	REPAIRS & MAINT-BUILDING			
	Vendor Total:		712.50	0.00		712.50
010257	CLEAR VIEW WINDOW SERVICE				9/15/2023	81182

Bank ID	Bank Name					
Vendor ID	Vendor Name	Payee Name			Check Date	Check No.
Detail: Invoice No.	Invoice Description		Cross Fund	Invoice Amt	Disc. Amt	Net Amt.
3624	EXTERIOR WINDOWS CLEANING/INTERIOR		0.00	$879.00	0.00	879.00
Desc: EXTERIOR WINDOWS CLEANING/INTERIOR		Acct: 10-161-318-0000		TH -CONTRACTED SERVICES		
	Vendor Total:			879.00	0.00	879.00
010832	COMCAST				9/15/2023	81183
0134242SEP'23	INTERNET-LF		91.90	$91.90	0.00	91.90
Desc: INTERNET-LF		Acct: 30-971-324-0000		TELEPHONE		
0257118SEP'23	STANTION 2 INTERNET		0.00	$143.39	0.00	143.39
Desc: QUECHEE WIFI		Acct: 10-221-324-0000		HFD -TELEPHONE		
0262894SEP'23	INTERNET-142 IZZO PL		121.14	$121.14	0.00	121.14
Desc: INTERNET-142 IZZO PL		Acct: 65-964-324-0000		TELEPHONE		
0273164SEP'23	INTERNET-200 CRANBERRY		263.13	$263.13	0.00	263.13
Desc: INTERNET-200 CRANBERRY		Acct: 50-952-324-0000		TELEPHONE		
	Vendor Total:			619.56	0.00	619.56
011599	COTA & COTA, INC.				9/15/2023	81184
805422	Plumbing men's locker room		0.00	$397.84	0.00	397.84
Desc: Plumbing men's locker room		Acct: 10-211-321-0100		HPD -REPAIRS & MAINT-BUILDING		
	Vendor Total:			397.84	0.00	397.84
012868	SBA TOWERS II, LLC				9/15/2023	81185
IN13809868	TOWER RENT - TAFTSVILLE		0.00	$1,000.00	0.00	1,000.00
Desc: TOWER RENT - TAFTSVILLE		Acct: 10-271-320-0100		DISP -EQUIP OPERATION-COMMUNIC		
	Vendor Total:			1,000.00	0.00	1,000.00
013575	DELL MARKETING L.P.				9/15/2023	81186
10682903035	6 MONITORS		0.00	$1,444.74	0.00	1,444.74
Desc: 6 MONITORS		Acct: 10-211-330-0000		HPD -OFFICE EQUIPMENT		
10696868011	PALO ALTO (DELL) ANTI VIRUS		0.00	$8,268.00	0.00	8,268.00
Desc: PALO ALTO (DELL) ANTI VIRUS		Acct: 10-181-318-0000		IT -CONTRACTED SERVICES		
	Vendor Total:			9,712.74	0.00	9,712.74
013653	DENNISON LUBRICANTS INC				9/15/2023	81187
3692406	MATERIALS		0.00	$753.35	0.00	753.35
Desc: Diesel Exhaust Fluid Bulk		Acct: 10-321-321-0000		DPW -REPAIRS & MAINT-VEHICLES		
3692407	SHOP SUPPLIES		0.00	$989.15	0.00	989.15
Desc: SHOP SUPPLIES		Acct: 10-211-321-0000		HPD -REPAIRS & MAINT-VEHICLES		
3692408	OIL		0.00	$378.48	0.00	378.48
Desc: APPARATUS OIL		Acct: 10-221-321-0000		HFD -REPAIRS & MAINT-VEHICLES		
	Vendor Total:			2,120.98	0.00	2,120.98
013680	DESORCIE EMERGENCY PRODUCTS,LLC	DESORCIE EMERGENCY PRODUCTS LLC			9/15/2023	81188
18794	PARTS		0.00	$2,783.00	0.00	2,783.00
Desc: E4 PARTS		Acct: 10-221-321-0000		HFD -REPAIRS & MAINT-VEHICLES		
18832	PARTS		0.00	$1,378.00	0.00	1,378.00
Desc: VALVES		Acct: 10-221-321-0000		HFD -REPAIRS & MAINT-VEHICLES		
	Vendor Total:			4,161.00	0.00	4,161.00

Bank ID	Bank Name					
Vendor ID	Vendor Name	Payee Name			Check Date	Check No.
Detail: Invoice No.	Invoice Description	Cross Fund	Invoice Amt	Disc. Amt		Net Amt.
015090	EASTERN ANALYTICAL, INC				9/15/2023	81189
265881	MATERIALS	210.00	$210.00	0.00		210.00
Desc: MATERIALS		Acct: 65-964-318-0000	CONTRACTED SERVICES			
	Vendor Total:		210.00	0.00		210.00
015500	ENDYNE, INC				9/15/2023	81190
459886	WRJ MONTHLY ANALYSIS	220.00	$220.00	0.00		220.00
Desc: WRJ MONTHLY ANALYSIS		Acct: 60-961-318-0000	CONTRACTED SERVICES			
459887	WRJ WEEKLY ANALYSIS	90.00	$90.00	0.00		90.00
Desc: WRJ WEEKLY ANALYSIS		Acct: 60-961-318-0000	CONTRACTED SERVICES			
460073	TESTING	18.00	$18.00	0.00		18.00
Desc: TESTING		Acct: 50-954-318-0000	CONTRACTED SERVICES			
460092	TESTING	270.00	$270.00	0.00		270.00
Desc: TESTING		Acct: 55-954-318-0000	CONTRACTED SERVICES			
460093	TESTING	270.00	$270.00	0.00		270.00
Desc: TESTING		Acct: 50-954-318-0000	CONTRACTED SERVICES			
461130	TESTING	55.00	$55.00	0.00		55.00
Desc: TESTING		Acct: 60-961-318-0000	CONTRACTED SERVICES			
461131	TESTING	28.00	$28.00	0.00		28.00
Desc: TESTING		Acct: 50-954-318-0000	CONTRACTED SERVICES			
461578	TESTING	18.00	$18.00	0.00		18.00
Desc: TESTING		Acct: 55-954-318-0000	CONTRACTED SERVICES			
461579	TESTING	72.00	$72.00	0.00		72.00
Desc: TESTING		Acct: 50-954-318-0000	CONTRACTED SERVICES			
461710	TESTING	90.00	$90.00	0.00		90.00
Desc: TESTING		Acct: 60-961-318-0000	CONTRACTED SERVICES			
462001	TESTING	43.00	$43.00	0.00		43.00
Desc: TESTING		Acct: 50-954-318-0000	CONTRACTED SERVICES			
	Vendor Total:		1,174.00	0.00		1,174.00
015815	EVANS MOTOR FUELS	EVANS GROUP INC.			9/15/2023	81191
7695318	FUEL 08.21.23 - 08.31.23	0.00	$1,942.58	0.00		1,942.58
Desc: FUEL 08.21.23 - 08.31.23		Acct: 10-211-319-0000	HPD -EQUIPMENT OPERATION-GAS			
Desc: FUEL 08.21.23 - 08.31.23		Acct: 10-221-319-0000	HFD -EQUIPMENT OPERATION-GAS			
7736944	FUEL 09.01.23 - 09.08.23	0.00	$1,555.36	0.00		1,555.36
Desc: FUEL 09.01.23 - 09.08.23		Acct: 10-211-319-0000	HPD -EQUIPMENT OPERATION-GAS			
Desc: FUEL 09.01.23 - 09.08.23		Acct: 10-221-319-0000	HFD -EQUIPMENT OPERATION-GAS			
	Vendor Total:		3,497.94	0.00		3,497.94
016080	CONSOLIDATED COMMUNICATIONS				9/15/2023	81192
13444320594AUG'23	RADIO CIRCUITS	0.00	$752.79	0.00		752.79
Desc: RADIO CIRCUITS		Acct: 10-271-320-0100	DISP -EQUIP OPERATION-COMMUNIC			
	Vendor Total:		752.79	0.00		752.79
016147	FARMER BROWN SERVICE, INC				9/15/2023	81193
13718	SERVICE @ ZAMBONI	0.00	$1,557.00	0.00		1,557.00
Desc: SERVICE @ ZAMBONI		Acct: 10-530-320-0000	PR -EQUIP OPERATION & MAINT			

Bank ID	Bank Name					
Vendor ID	Vendor Name	Payee Name			Check Date	Check No.
Detail: Invoice No.	Invoice Description		Cross Fund	Invoice Amt	Disc. Amt	Net Amt.
		Vendor Total:		1,557.00	0.00	1,557.00
016390	FASTENAL COMPANY				9/15/2023	81194
NHWES98463	SHOP PARTS - FUSES		0.00	$141.28	0.00	141.28
Desc: SHOP PARTS - FUSES		Acct: 10-221-321-0000		HFD -REPAIRS & MAINT-VEHICLES		
NHWES98464	SHOP PARTS		0.00	$425.35	0.00	425.35
Desc: SHOP PARTS		Acct: 10-221-321-0000		HFD -REPAIRS & MAINT-VEHICLES		
NHWES98465	SHOP PARTS		0.00	$27.60	0.00	27.60
Desc: SHOP PARTS		Acct: 10-221-321-0000		HFD -REPAIRS & MAINT-VEHICLES		
NHWES98466	SHOP PARTS		0.00	$20.53	0.00	20.53
Desc: SHOP PARTS		Acct: 10-221-321-0000		HFD -REPAIRS & MAINT-VEHICLES		
NHWES98467	SHOP PARTS		0.00	$46.26	0.00	46.26
Desc: SHOP PARTS		Acct: 10-221-321-0000		HFD -REPAIRS & MAINT-VEHICLES		
NHWES98468	SHOP PARTS		0.00	$205.18	0.00	205.18
Desc: SHOP PARTS		Acct: 10-221-321-0000		HFD -REPAIRS & MAINT-VEHICLES		
NHWES98550	BATTERIES		26.69	$26.69	0.00	26.69
Desc: BATTERIES		Acct: 60-965-323-0000		MATERIAL & SUPPLIES		
		Vendor Total:		892.89	0.00	892.89
016540	FERGUSON ENTERPRISES, INC	FERGUSON WATERWORKS #591 #576			9/15/2023	81195
1156946-2	MATERIALS		92.28	$92.28	0.00	92.28
Desc: Stock		Acct: 50-954-321-0200		REPAIRS & MAINT-MAINS & APPUR		
1181584	MATERIALS		0.00	$188.42	0.00	188.42
Desc: Blade		Acct: 10-321-321-0000		DPW -REPAIRS & MAINT-VEHICLES		
1181676	MATERIALS		750.69	$750.69	0.00	750.69
Desc: Stock		Acct: 50-954-321-0200		REPAIRS & MAINT-MAINS & APPUR		
		Vendor Total:		1,031.39	0.00	1,031.39
017110	FISHER AUTO PARTS, INC				9/15/2023	81196
301-162850	PARTS		0.00	$22.56	0.00	22.56
Desc: PARTS		Acct: 10-321-321-0000		DPW -REPAIRS & MAINT-VEHICLES		
301-162898	PARTS		3.26	$3.26	0.00	3.26
Desc: PARTS		Acct: 65-963-321-0000		REPAIRS & MAINT-VEHICLES		
301-163100	PARTS		0.00	$10.93	0.00	10.93
Desc: PARTS		Acct: 10-321-321-0000		DPW -REPAIRS & MAINT-VEHICLES		
301-158179	PARTS		0.00	$8.84	0.00	8.84
Desc: PARTS		Acct: 10-321-321-0000		DPW -REPAIRS & MAINT-VEHICLES		
301-158197	PARTS		74.72	$74.72	0.00	74.72
Desc: PARTS		Acct: 65-963-321-0000		REPAIRS & MAINT-VEHICLES		
301-158380	PARTS		0.00	$158.75	0.00	158.75
Desc: PARTS		Acct: 10-321-321-0000		DPW -REPAIRS & MAINT-VEHICLES		
301-159149	PARTS		0.00	$33.58	0.00	33.58
Desc: PARTS		Acct: 10-321-321-0000		DPW -REPAIRS & MAINT-VEHICLES		
301-160220	PARTS		34.96	$34.96	0.00	34.96
Desc: PARTS		Acct: 65-963-321-0000		REPAIRS & MAINT-VEHICLES		
301-161214	PARTS		0.00	$187.62	0.00	187.62
Desc: PARTS		Acct: 10-221-321-0200		HFD -REPAIRS & MAINT EMS VEHICLI		
301-161240	PARTS RETURNED		0.00	$-178.02	0.00	-178.02

Bank ID	Bank Name					
Vendor ID	Vendor Name	Payee Name			Check Date	Check No.
Detail: Invoice No.	Invoice Description	Cross Fund	Invoice Amt	Disc. Amt		Net Amt.
	Desc: PARTS RETURNED	Acct: 10-221-321-0200	HFD -REPAIRS & MAINT EMS VEHICLI			
301-161657	PARTS	129.98	$129.98	0.00		129.98
	Desc: PARTS	Acct: 60-961-321-0000	REPAIRS & MAINT-VEHICLES			
301-161869	OIL GREASE	1,010.90	$1,010.90	0.00		1,010.90
	Desc: Oil, Grease	Acct: 30-971-321-0000	REPAIRS & MAINT-VEHICLES			
301-161881	PARTS	87.89	$87.89	0.00		87.89
	Desc: PARTS	Acct: 30-971-321-0000	REPAIRS & MAINT-VEHICLES			
301-161893	PARTS	23.64	$23.64	0.00		23.64
	Desc: PARTS	Acct: 30-971-321-0000	REPAIRS & MAINT-VEHICLES			
301-161975	PARTS	0.00	$4.97	0.00		4.97
	Desc: PARTS	Acct: 10-321-321-0000	DPW -REPAIRS & MAINT-VEHICLES			
301-162188	PARTS	33.14	$33.14	0.00		33.14
	Desc: PARTS	Acct: 30-971-321-0000	REPAIRS & MAINT-VEHICLES			
301-162265	PARTS	0.00	$24.99	0.00		24.99
	Desc: SAFETY GLASSES	Acct: 10-325-326-0000	DPW -UNIFORMS			
301-162614	PARTS	0.00	$31.87	0.00		31.87
	Desc: PARTS	Acct: 10-321-321-0000	DPW -REPAIRS & MAINT-VEHICLES			
301-162693	PARTS	0.00	$424.99	0.00		424.99
	Desc: PARTS	Acct: 10-321-321-0000	DPW -REPAIRS & MAINT-VEHICLES			
	Vendor Total:		2,129.57	0.00		2,129.57
017301	FOGG'S LUMBER AND HARDWARE				9/15/2023	81197
212312/6	MATERIALS	0.00	$11.31	0.00		11.31
	Desc: MATERIALS	Acct: 10-527-323-0000	PR -MATERIAL & SUPPLIES			
213927/6	MATERIALS	35.86	$35.86	0.00		35.86
	Desc: MATERIALS	Acct: 65-963-323-0000	MATERIALS & SUPPLIES			
214065/6	GRASS SEED	0.00	$18.99	0.00		18.99
	Desc: GRASS SEED	Acct: 10-221-323-0000	HFD -MATERIAL & SUPPLIES			
214116/6	CABLE TIES - S MAIN ST PARKING LOT	0.00	$9.99	0.00		9.99
	Desc: CABLE TIES - S MAIN ST PARKING LOT	Acct: 10-622-323-0000	PDZ -MATERIAL & SUPPLIES			
214120/6	MATERIALS	0.00	$9.99	0.00		9.99
	Desc: MATERIALS	Acct: 10-311-323-0000	DPW -MATERIAL & SUPPLIES			
214182/6	MATERIALS	37.12	$37.12	0.00		37.12
	Desc: MATERIALS	Acct: 50-954-321-0000	REPAIRS & MAINT-VEHICLES			
214275/6	MATERIALS	0.00	$7.22	0.00		7.22
	Desc: AIR VALVE	Acct: 10-321-321-0000	DPW -REPAIRS & MAINT-VEHICLES			
214579/6	MATERIALS	38.99	$38.99	0.00		38.99
	Desc: MATERIALS	Acct: 60-961-323-0000	MATERIAL & SUPPLIES			
215347/6	MATERIALS	0.00	$22.08	0.00		22.08
	Desc: MATERIALS	Acct: 10-521-323-0000	PR -MATERIAL & SUPPLIES			
215655/6	MATERIALS	0.00	$15.17	0.00		15.17
	Desc: SWITCHES	Acct: 10-221-323-0000	HFD -MATERIAL & SUPPLIES			
216318/6	MATERIALS - TREE CANOPY	22.15	$22.15	0.00		22.15
	Desc: MATERIALS - TREE CANOPY	Acct: 73-511-000-1630	Recreation canopy grant			
217170/6	TUCKER CEMETERY - FENCE REPAIRS	0.00	$475.90	0.00		475.90
	Desc: TUCKER CEMETERY - FENCE REPAIRS	Acct: 10-521-318-0341	PR -Cemetery			
	Vendor Total:		704.77	0.00		704.77

Bank ID	Bank Name					
Vendor ID	Vendor Name	Payee Name			Check Date	Check No.
Detail: Invoice No.	Invoice Description	Cross Fund	Invoice Amt	Disc. Amt		Net Amt.
019390	GRAINGER				9/15/2023	81198
9822710381	MATERIALS	207.96	$207.96	0.00		207.96
Desc: MATERIALS	Acct: 65-963-321-0200	REPAIRS & MAINT - MAINS				
9825457634	MATERIALS	43.71	$43.71	0.00		43.71
Desc: MATERIALS	Acct: 65-963-321-0200	REPAIRS & MAINT - MAINS				
	Vendor Total:		251.67	0.00		251.67
019850	GREEN MOUNTAIN POWER CORP	GREEN MOUNTAIN POWER CORP			9/15/2023	81199
97762000004SEP'23	N MAIN ST HWY	0.00	$49.28	0.00		49.28
Desc: N MAIN ST HWY	Acct: 10-314-329-0000	DPW -ELECTRICITY				
04832000006SEP'23	S MAIN ST PUMP	75.39	$75.39	0.00		75.39
Desc: S MAIN ST PUMP	Acct: 60-964-329-0000	ELECTRICITY				
09832000005SEP'23	BRIGGS PARK	0.00	$49.87	0.00		49.87
Desc: BRIGGS PARK	Acct: 10-521-329-0000	PR -ELECTRICITY				
59511000008SEP'23	CAMPBELL ST	143.84	$143.84	0.00		143.84
Desc: CAMPBELL ST	Acct: 50-954-329-0000	ELECTRICITY				
13611000004SEP'23	HARTFORD VILLAGE STLGT	0.00	$193.99	0.00		193.99
Desc: HARTFORD VILLAGE STLGT	Acct: 10-314-329-0000	DPW -ELECTRICITY				
20822960512SEP'23	1732 QUECHEE MAIN ST	0.00	$26.43	0.00		26.43
Desc: 1732 QUECHEE MAIN ST	Acct: 10-521-329-0000	PR -ELECTRICITY				
33490000008SEP'23	DEPOT ST	0.00	$105.53	0.00		105.53
Desc: DEPOT ST	Acct: 10-314-329-0000	DPW -ELECTRICITY				
34591000004SEP'23	RADIO TOWER	0.00	$178.31	0.00		178.31
Desc: RADIO TOWER	Acct: 10-271-329-0000	DISP -ELECTRICITY				
34926000000SEP'23	PARK/LEHMAN BRIDGE LGTS - HWY	0.00	$135.04	0.00		135.04
Desc: PARK/LEHMAN BRIDGE LGTS - HWY	Acct: 10-314-329-0000	DPW -ELECTRICITY				
36340000003SEP'23	FROST PARK	0.00	$25.00	0.00		25.00
Desc: FROST PARK	Acct: 10-521-329-0000	PR -ELECTRICITY				
37762000000SEP'23	N MAIN ST	0.00	$44.76	0.00		44.76
Desc: N MAIN ST	Acct: 10-314-329-0000	DPW -ELECTRICITY				
39065357434SEP'23	CURRIER ST	0.00	$78.82	0.00		78.82
Desc: CURRIER ST	Acct: 10-314-329-0000	DPW -ELECTRICITY				
44390000006SEP'23	BILLINGS FARM RD	0.00	$115.74	0.00		115.74
Desc: BILLINGS FARM RD	Acct: 10-314-329-0000	DPW -ELECTRICITY				
49662156394SEP'23	SYKES MTN AVE	0.00	$100.38	0.00		100.38
Desc: SYKES MTN AVE	Acct: 10-314-329-0000	DPW -ELECTRICITY				
49762000005SEP'23	BRIDGE ST PUMP	75.78	$75.78	0.00		75.78
Desc: BRIDGE ST PUMP	Acct: 60-964-329-0000	ELECTRICITY				
50776120219SEP'23	1103 N MAIN ST	0.00	$68.37	0.00		68.37
Desc: 1103 N MAIN ST	Acct: 10-314-329-0000	DPW -ELECTRICITY				
67700100000SEP'23	RT 5 POLE 95 - HWY	0.00	$65.92	0.00		65.92
Desc: RT 5 POLE 95 - HWY	Acct: 10-314-329-0000	DPW -ELECTRICITY				
74856156851SEP'23	97 S MAIN ST CHARGING STATION	0.00	$162.20	0.00		162.20
Desc: 97 S MAIN ST CHARGING STATION	Acct: 10-314-329-0100	DPW -ELECTRICITY - CHARGING STA				
77700100009SEP'23	POLE 1 PLEASANT ST	0.00	$107.73	0.00		107.73
Desc: POLE 1 PLEASANT ST	Acct: 10-314-329-0000	DPW -ELECTRICITY				
78840100008SEP'23	RAILRD ROW - ENGINE 494	0.00	$102.38	0.00		102.38
Desc: RAILRD ROW - ENGINE 494	Acct: 10-521-329-0000	PR -ELECTRICITY				

Bank ID / Vendor ID	Bank Name / Vendor Name	Payee Name	Check Date	Check No.
Detail: Invoice No.	Invoice Description	Cross Fund	Invoice Amt / Disc. Amt	Net Amt.
87700100008SEP'23	CHRISTIAN ST	0.00	$56.42 / 0.00	56.42
Desc: CHRISTIAN ST		Acct: 10-314-329-0000	DPW -ELECTRICITY	
89290000002SEP'23	HEMLOCK RIDGE	72.45	$72.45 / 0.00	72.45
Desc: HEMLOCK RIDGE		Acct: 50-954-329-0000	ELECTRICITY	
91611000000SEP'23	FERRY RD	278.62	$278.62 / 0.00	278.62
Desc: FERRY RD		Acct: 60-964-329-0000	ELECTRICITY	
98340000003SEP'23	A ST PUMP STN	67.68	$67.68 / 0.00	67.68
Desc: A ST PUMP STN		Acct: 60-964-329-0000	ELECTRICITY	
98490000001SEP'23	ELM GILLETTE	102.82	$102.82 / 0.00	102.82
Desc: ELM GILLETTE		Acct: 60-964-329-0000	ELECTRICITY	
	Vendor Total:		2,482.75 / 0.00	2,482.75
020400	HACH COMPANY		9/15/2023	81200
13726483	CHEMICALS	362.60	$362.60 / 0.00	362.60
Desc: CHEMICALS		Acct: 50-952-323-0000	MATERIAL & SUPPLIES	
	Vendor Total:		362.60 / 0.00	362.60
020556	HAMPSHIRE FIRE PROTECT CO, LLC		9/15/2023	81201
246054	ANNUAL FIRE EXTINGUISHER MAINTENANC	0.00	$55.00 / 0.00	55.00
Desc: ANNUAL FIRE EXTINGUISHER MAINTENANC		Acct: 10-421-318-0000	SEN -CONTRACTED SERVICES	
246055	KITCHEN SYSTEM INSPCTION	0.00	$210.00 / 0.00	210.00
Desc: KITCHEN SYSTEM INSPCTION		Acct: 10-421-318-0000	SEN -CONTRACTED SERVICES	
	Vendor Total:		265.00 / 0.00	265.00
020773	HARTFORD AREA CHAMBER OF COMMERC		9/15/2023	81202
604	MEMBERSHIP FEE	0.00	$240.00 / 0.00	240.00
Desc: MEMBERSHIP FEE		Acct: 10-121-315-0000	TM -RECRUITMENT & TRAINING	
	Vendor Total:		240.00 / 0.00	240.00
021450	HARTFORD, TOWN OF	TOWN OF HARTFORD	9/15/2023	81203
211600,00402768	275 DEPOT ST	50.45	$50.45 / 0.00	50.45
Desc: 275 DEPOT ST		Acct: 60-962-328-0000	WATER	
	Vendor Total:		50.45 / 0.00	50.45
021783	HAVERSTOCK, JOHN S	JOHN S HAVERSTOCK	9/15/2023	81204
2024-1	Relocation allowance at contract si	0.00	$2,500.00 / 0.00	2,500.00
Desc: Relocation allowance at contract si		Acct: 10-121-315-0000	TM -RECRUITMENT & TRAINING	
	Vendor Total:		2,500.00 / 0.00	2,500.00
023473	INGRAM LIBRARY SERVICES LLC		9/15/2023	81205
77464898	BOOKS	0.00	$17.48 / 0.00	17.48
Desc: BOOKS		Acct: 10-712-316-0500	LIB -APPROP - W. HARTFORD LIBRAF	
77720846	BOOKS	0.00	$18.55 / 0.00	18.55
Desc: BOOKS		Acct: 10-712-316-0500	LIB -APPROP - W. HARTFORD LIBRAF	
77749660	BOOKS	0.00	$181.11 / 0.00	181.11
Desc: BOOKS		Acct: 10-712-316-0500	LIB -APPROP - W. HARTFORD LIBRAF	
77832984	BOOKS	0.00	$35.20 / 0.00	35.20
Desc: BOOKS		Acct: 10-712-316-0500	LIB -APPROP - W. HARTFORD LIBRAF	

Bank ID / Vendor ID	Bank Name / Vendor Name	Payee Name	Check Date	Check No.
Detail: Invoice No.	Invoice Description	Cross Fund	Invoice Amt / Disc. Amt	Net Amt.
77832985	BOOKS	0.00	$16.35 / 0.00	16.35
Desc: BOOKS		Acct: 10-712-316-0500	LIB -APPROP - W. HARTFORD LIBRAF	
	Vendor Total:		268.69 / 0.00	268.69
024335	ISUN, INC		9/15/2023	81206
INV-ISI-001440	SOLAR ARRAY AUG 2023	5,583.97	$5,583.97 / 0.00	5,583.97
Desc: Solar electricity from 07/18/23-08/		Acct: 65-963-329-0000	ELECTRICITY	
	Vendor Total:		5,583.97 / 0.00	5,583.97
025900	KINGSWOOD CONDOMINIUM III ASSOC.		9/15/2023	81207
09.06.2023	ELECTRIC @ LEASED TOWER	0.00	$375.00 / 0.00	375.00
Desc: ELECTRIC @ LEASED TOWER		Acct: 10-271-329-0000	DISP -ELECTRICITY	
	Vendor Total:		375.00 / 0.00	375.00
026759	LOWERY PROPERTY SERVICES		9/15/2023	81208
2209	Rentention area brush hogging	0.00	$1,950.00 / 0.00	1,950.00
Desc: Rentention area brush hogging		Acct: 10-527-318-0000	PR -CONTRACTED SERVICES	
	Vendor Total:		1,950.00 / 0.00	1,950.00
027250	LAWSON PRODUCTS INC		9/15/2023	81209
9310906830	MATERIALS	0.00	$385.58 / 0.00	385.58
Desc: MATERIALS		Acct: 10-321-321-0000	DPW -REPAIRS & MAINT-VEHICLES	
	Vendor Total:		385.58 / 0.00	385.58
027380	LEBANON FORD		9/15/2023	81210
45016711	PARTS	0.00	$217.34 / 0.00	217.34
Desc: AMB 19 PARTS		Acct: 10-221-321-0200	HFD -REPAIRS & MAINT EMS VEHICLI	
	Vendor Total:		217.34 / 0.00	217.34
027402	LEBANON, CITY OF	CITY OF LEBANON	9/15/2023	81211
AUG'23	TIPPING FEES	6,326.15	$6,326.15 / 0.00	6,326.15
Desc: Tipping Fees_08/01/23 - 08/31/23		Acct: 30-974-318-0000	CONTRACTED SERVICES	
	Vendor Total:		6,326.15 / 0.00	6,326.15
027403	LEBANON, CITY OF	CITY OF LEBANON	9/15/2023	81212
AUG'23	GRIT DISPOSAL	5,445.07	$5,445.07 / 0.00	5,445.07
Desc: Grit Disposal_08/01/2023 - 08/31/20		Acct: 60-961-318-0000	CONTRACTED SERVICES	
	Vendor Total:		5,445.07 / 0.00	5,445.07
028500	LUNDRIGAN, SHAWN	SHAWN LUNDRIGAN	9/15/2023	81213
SEP'23	REIMBURSEMENT	0.00	$345.56 / 0.00	345.56
Desc: Ret reimb Sept 23		Acct: 10-211-418-0100	HPD -RETIREE HEALTH INSURANCE	
	Vendor Total:		345.56 / 0.00	345.56
029815	MASON, W.B. COMPANY, INC	W.B. MASON COMPANY, INC	9/15/2023	81214
240549384	OFFICE SUPPLIES	0.00	$71.97 / 0.00	71.97
Desc: OFFICE SUPPLIES		Acct: 10-622-323-0000	PDZ -MATERIAL & SUPPLIES	

Bank ID	Bank Name					
Vendor ID	Vendor Name	Payee Name			Check Date	Check No.
Detail: Invoice No.	Invoice Description	Cross Fund	Invoice Amt	Disc. Amt		Net Amt.
240680330	WATER	14.82	$14.82	0.00		14.82
Desc: WATER		Acct: 30-974-328-0000	WATER			
240851664	OFFICE SUPPLIES	0.00	$207.42	0.00		207.42
Desc: OFFICE SUPPLIES		Acct: 10-211-323-0000	HPD -MATERIAL & SUPPLIES			
240858976	TONER	345.18	$345.18	0.00		345.18
Desc: TONER		Acct: 60-965-323-0000	MATERIAL & SUPPLIES			
240966886	TONER	0.00	$109.98	0.00		109.98
Desc: TONER		Acct: 10-175-322-0000	DEL -POSTAGE			
240969003	TONERS	498.46	$498.46	0.00		498.46
Desc: TONERS		Acct: 60-961-323-0000	MATERIAL & SUPPLIES			
241028449	OFFICE SUPPLIES	0.00	$21.06	0.00		21.06
Desc: OFFICE SUPPLIES		Acct: 10-171-323-0000	FIN -MATERIAL & SUPPLIES			
241039703	OFFICE SUPPLIES	0.00	$134.98	0.00		134.98
Desc: OFFICE SUPPLIES		Acct: 10-151-323-0000	TC -MATERIAL & SUPPLIES			
240848367	OFFICE SUPPLIES	343.27	$410.25	0.00		410.25
Desc: OFFICE SUPPLIES		Acct: 10-325-323-0000	DPW -MATERIAL & SUPPLIES			
Desc: OFFICE SUPPLIES		Acct: 50-955-323-0000	MATERIAL & SUPPLIES			
Desc: OFFICE SUPPLIES		Acct: 55-955-323-0000	MATERIALS & SUPPLIES			
Desc: OFFICE SUPPLIES		Acct: 60-965-323-0000	MATERIAL & SUPPLIES			
Desc: OFFICE SUPPLIES		Acct: 65-965-323-0000	MATERIALS & SUPPLIES			
Desc: OFFICE SUPPLIES		Acct: 30-971-323-0000	MATERIAL & SUPPLIES			
	Vendor Total:		1,814.12	0.00		1,814.12
029915	MAZIARZ, PETER D	PETER D MAZIARZ			9/15/2023	81215
09.13.2023	REIMBURSEMENT	0.00	$94.69	0.00		94.69
Desc: Uniform Allowance - reimbursement		Acct: 10-211-326-0000	HPD -PURCHASE UNIFORMS & CLEAI			
Desc: Maziarz - reimbursement		Acct: 10-211-326-0000	HPD -PURCHASE UNIFORMS & CLEAI			
	Vendor Total:		94.69	0.00		94.69
030040	MCDONOUGH, JAY	JAY MCDONOUGH			9/15/2023	81216
08.30.23	REIMBURSEMENT	0.00	$42.58	0.00		42.58
Desc: Mileage Reimbursment		Acct: 10-511-311-0000	PR -TRAVEL & MEETINGS			
	Vendor Total:		42.58	0.00		42.58
031438	MONAGHAN SAFAR PLLC				9/15/2023	81217
22292	LEGAL: GENRAL MATTERS	0.00	$450.00	0.00		450.00
Desc: Summer Street Road Blockage by resi		Acct: 10-141-318-0000	LEG -CONTRACTED SERVICES			
22415	RV TOW @ PARK & RIDE	0.00	$1,395.00	0.00		1,395.00
Desc: RV TOW @ PARK & RIDE		Acct: 10-141-318-0000	LEG -CONTRACTED SERVICES			
22416	PW PR Union Grievance	0.00	$832.50	0.00		832.50
Desc: PW PR Union Grievance		Acct: 10-141-318-0000	LEG -CONTRACTED SERVICES			
22417	TOWN MANAGER CONTRACT 2023	0.00	$450.00	0.00		450.00
Desc: TOWN MANAGER CONTRACT 2023		Acct: 10-141-318-0000	LEG -CONTRACTED SERVICES			
	Vendor Total:		3,127.50	0.00		3,127.50
032104	MVP SELECT CARE INC.				9/15/2023	81218
2023-08	HRA/FLEX	27.50	$215.00	0.00		215.00
Desc: HRA/FLEX		Acct: 10-121-220-0000	TM -HEALTH INSURANCE			

Bank ID	Bank Name					
Vendor ID	Vendor Name	Payee Name			Check Date	Check No.
Detail: Invoice No.	Invoice Description		Cross Fund	Invoice Amt	Disc. Amt	Net Amt.
Desc: HRA/FLEX		Acct: 10-151-220-0000		TC -HEALTH INSURANCE		
Desc: HRA/FLEX		Acct: 10-171-220-0000		FIN -HEALTH INSURANCE		
Desc: HRA/FLEX		Acct: 10-171-418-0100		FIN -RETIREE HEALTH INSURANCE		
Desc: HRA/FLEX		Acct: 10-174-220-0000		ASE -HEALTH INSURANCE		
Desc: HRA/FLEX		Acct: 10-181-220-0000		IT -HEALTH INSURANCE		
Desc: HRA/FLEX		Acct: 10-211-220-0000		HPD -HEALTH INSURANCE		
Desc: HRA/FLEX		Acct: 10-211-418-0100		HPD -RETIREE HEALTH INSURANCE		
Desc: HRA/FLEX		Acct: 10-221-220-0000		HFD -HEALTH INSURANCE		
Desc: HRA/FLEX		Acct: 10-221-418-0100		HFD -RETIREE HEALTH INSURANCE		
Desc: HRA/FLEX		Acct: 10-271-220-0000		DISP -HEALTH INSURANCE		
Desc: HRA/FLEX		Acct: 10-325-418-0100		DPW -RETIREE HEALTH INSURANCE		
Desc: HRA/FLEX		Acct: 10-311-220-0000		DPW -HEALTH INSURANCE		
Desc: HRA/FLEX		Acct: 10-325-220-0000		DPW -HEALTH INSURANCE		
Desc: HRA/FLEX		Acct: 10-511-220-0000		PR -HEALTH INSURANCE		
Desc: HRA/FLEX		Acct: 10-514-220-0000		PR -HEALTH INSURANCE		
Desc: HRA/FLEX		Acct: 10-521-220-0000		PR -HEALTH INSURANCE		
Desc: HRA/FLEX		Acct: 10-521-418-0100		PR -RETIREE HEALTH INSURANCE		
Desc: HRA/FLEX		Acct: 10-622-220-0000		PDZ -HEALTH INSURANCE		
Desc: HRA/FLEX		Acct: 30-975-220-0000		HEALTH INSURANCE		
Desc: HRA/FLEX		Acct: 50-954-220-0000		HEALTH INSURANCE		
Desc: HRA/FLEX		Acct: 50-955-220-0000		HEALTH INSURANCE		
Desc: HRA/FLEX		Acct: 60-961-220-0000		HEALTH INSURANCE		
Desc: HRA/FLEX		Acct: 60-961-418-0100		RETIREE HEALTH INSURANCE		
Desc: HRA/FLEX		Acct: 65-963-220-0000		HEALTH INSURANCE		
	Vendor Total:			215.00	0.00	215.00
033400	NEW ENGLAND INSTRUMENT				9/15/2023	81219
24814	MAINTENANCE		678.50	$678.50	0.00	678.50
Desc: Maintenance_Flow Meter Composite Sa		Acct: 60-961-320-0100		EQUIP OPERATION/MAINT-GENERAL		
	Vendor Total:			678.50	0.00	678.50
033435	NEW ENGLAND MUNICIPAL RESOURCE	NEMRC			9/15/2023	81220
53344	SERVICE CALL: GRANDLIST FREEZE		0.00	$145.00	0.00	145.00
Desc: SERVICE CALL: GRANDLIST FREEZE		Acct: 10-174-318-0000		ASE -CONTRACTED SERVICES		
	Vendor Total:			145.00	0.00	145.00
033600	NEW ENGLAND STATE POLICE				9/15/2023	81221
INV202300881	NESPIN ANNUAL MEMBERSHIP FEE		0.00	$100.00	0.00	100.00
Desc: NESPIN ANNUAL MEMBERSHIP FEE		Acct: 10-211-313-0000		HPD -MEMBERSHIP DUES		
	Vendor Total:			100.00	0.00	100.00
034925	NORTHEAST RESOURCE RECOVERY ASSC				9/15/2023	81222
134566	Freon & Scrap Transportation		914.58	$914.58	0.00	914.58
Desc: Freon & Scrap Transportation		Acct: 30-971-318-0000		CONTRACTED SERVICES		
	Vendor Total:			914.58	0.00	914.58
035000	NORTHEAST WASTE SERVICES	CASELLA WASTE SYSTEMS			9/15/2023	81223
0850386	MSW TRANSPORT/COMPOST - AUG'23		4,800.58	$4,800.58	0.00	4,800.58
Desc: MSW Transport 08/01/23 - 08/31/23		Acct: 30-974-318-0000		CONTRACTED SERVICES		

Bank ID	Bank Name					
Vendor ID	Vendor Name	Payee Name			Check Date	Check No.
Detail: Invoice No.	Invoice Description		Cross Fund	Invoice Amt	Disc. Amt	Net Amt.
	Desc: Compost/Clean Wood_08/01/23 - 08/31	Acct:	30-971-318-0000	CONTRACTED SERVICES		
0850438	CURBSIDE RECYCLING		21,362.18	$21,362.18	0.00	21,362.18
	Desc: CURBSIDE RECYCLING	Acct:	30-931-318-0000	CONTRACTED SERVICES		
	Vendor Total:			26,162.76	0.00	26,162.76
035002	CASELLA WASTE MANAGEMENT, INC	CASELLA WASTE SERVICES			9/15/2023	81224
9600004148AUG'23	TRASH PICK UP - AUG'23 - BUGBEE		0.00	$296.53	0.00	296.53
	Desc: TRASH PICK UP - AUG'23 - BUGBEE	Acct:	10-421-318-0000	SEN -CONTRACTED SERVICES		
9600306162AUG'23	TRASH PICK UP - AUG'23 - MAXFIELD		0.00	$203.46	0.00	203.46
	Desc: TRASH PICK UP - AUG'23 - MAXFIELD	Acct:	10-527-318-0000	PR -CONTRACTED SERVICES		
0850389	TRASH PICK UP - AUG'23		0.00	$272.34	0.00	272.34
	Desc: Willard Rd TRASH PICK UP - AUG'23	Acct:	10-221-318-0000	HFD -CONTRACTED SERVICES		
	Desc: HFD TRASH PICK UP - AUG'23	Acct:	10-211-318-0000	HPD -CONTRACTED SERVICES		
	Desc: HPD TRASH PICK UP - AUG'23	Acct:	10-211-320-0000	HPD -EQUIP OPERATION/MAINT-OFFI		
	Desc: Dispatch TRASH PICK UP - AUG'23	Acct:	10-271-320-0000	DISP -EQUIP OPERATION/MAINT-OFF		
9600004122AUG'23	TRASH PICK UP - AUG'23 - TH		0.00	$263.10	0.00	263.10
	Desc: TRASH PICK UP - AUG'23 - TH	Acct:	10-161-318-0000	TH -CONTRACTED SERVICES		
9600291752AUG'23	TRASH PICK UP - AUG'23 - WABA		0.00	$138.67	0.00	138.67
	Desc: TRASH PICK UP - AUG'23 - WABA	Acct:	10-521-318-0000	PR -CONTRACTED SERVICES		
	Vendor Total:			1,174.10	0.00	1,174.10
036177	OSTROUT, GAIL	OSTROUT, GAIL			9/15/2023	81225
SEP'23-AUG'24	UVAC MEMBERSHIP REIMBURSEMENT		0.00	$360.00	0.00	360.00
	Desc: UVAC MEMBERSHIP REIMBURSEMENT	Acct:	10-171-318-0000	FIN -CONTRACTED SERVICES		
	Vendor Total:			360.00	0.00	360.00
036695	PARRO'S GUN SHOP & POLICE				9/15/2023	81226
74528	SIM GUNS		0.00	$1,816.00	0.00	1,816.00
	Desc: SIM GUNS	Acct:	10-211-315-0000	HPD -RECRUITMENT & TRAINING		
	Vendor Total:			1,816.00	0.00	1,816.00
037450	PIKE INDUSTRIES INC				9/15/2023	81227
1244763	MATERIALS		353.90	$353.90	0.00	353.90
	Desc: MATERIALS	Acct:	12-500-311-0001	STORM 7.9.23 MATERIALS - 311		
1242246	Safford Road_Aggregate		0.00	$1,904.08	0.00	1,904.08
	Desc: Safford Road_Aggregate	Acct:	10-311-323-0000	DPW -MATERIAL & SUPPLIES		
1245863	2" - 6" Erosion Stone, 3/4" Stone &		0.00	$1,718.17	0.00	1,718.17
	Desc: 2" - 6" Erosion Stone, 3/4" Stone &	Acct:	10-311-323-0000	DPW -MATERIAL & SUPPLIES		
1246506	4" - 6" Erosion Stone		0.00	$521.75	0.00	521.75
	Desc: 4" - 6" Erosion Stone	Acct:	10-311-323-0000	DPW -MATERIAL & SUPPLIES		
	Vendor Total:			4,497.90	0.00	4,497.90
037500	PIONEER MANUFACTURING CO				9/15/2023	81228
INV896702	ELECTRIC FIELD PAINTER		0.00	$3,675.00	0.00	3,675.00
	Desc: ELECTRIC FIELD PAINTER	Acct:	10-521-331-0000	PR -DEPARTMENT EQUIPMENT		
	Vendor Total:			3,675.00	0.00	3,675.00
037551	PITNEY BOWES BANK INC	PITNEY BOWES BANK INC			9/15/2023	81229

Bank ID	Bank Name					
Vendor ID	Vendor Name	Payee Name			Check Date	Check No.
Detail: Invoice No.	Invoice Description		Cross Fund	Invoice Amt	Disc. Amt	Net Amt.
AUG'23	POSTAGE AUG'23		808.29	$1,546.92	0.00	1,546.92
Desc: Postage for August 2023		Acct: 10-121-322-0000		TM -POSTAGE		
Desc: Postage for August 2023		Acct: 10-171-322-0000		FIN -POSTAGE		
Desc: Postage for August 2023		Acct: 10-151-322-0000		TC -POSTAGE		
Desc: Postage for August 2023		Acct: 10-511-322-0000		PR -POSTAGE		
Desc: Postage for August 2023		Acct: 10-622-322-0000		PDZ -POSTAGE		
Desc: Postage for August 2023		Acct: 10-175-322-0000		DEL -POSTAGE		
Desc: Postage for August 2023		Acct: 50-955-322-0000		POSTAGE		
Desc: Postage for August 2023		Acct: 55-955-322-0000		POSTAGE		
Desc: Postage for August 2023		Acct: 60-965-322-0000		POSTAGE		
Desc: Postage for August 2023		Acct: 65-965-322-0000		POSTAGE		
Desc: Postage for August 2023		Acct: 10-171-322-0000		FIN -POSTAGE		
	Vendor Total:			1,546.92	0.00	1,546.92
038188	LL POTWIN SERVICES				9/15/2023	81230
8401	MOWING - AUG'23		0.00	$2,500.00	0.00	2,500.00
Desc: MOWING - AUG'23		Acct: 10-311-318-0000		DPW -CONTRACTED SERVICES		
Desc: MOWING - AUG'23 - BUGBEE		Acct: 10-421-318-0000		SEN -CONTRACTED SERVICES		
	Vendor Total:			2,500.00	0.00	2,500.00
038480	PRI MANAGEMENT GROUP				9/15/2023	81231
22876	SEMINAR-Records Management		0.00	$279.00	0.00	279.00
Desc: SEMINAR-Records Management		Acct: 10-211-315-0000		HPD -RECRUITMENT & TRAINING		
	Vendor Total:			279.00	0.00	279.00
038495	PRIORITY EXPRESS, INC.				9/15/2023	81232
81722335	LIBRARY INTERCHANGE		0.00	$113.30	0.00	113.30
Desc: LIBRARY INTERCHANGE		Acct: 10-712-316-0500		LIB -APPROP - W. HARTFORD LIBRAF		
	Vendor Total:			113.30	0.00	113.30
038544	PRISM CONFLIC SOLUTIONS				9/15/2023	81233
6661	5 TRAINING PROGRAMS SB - AUG&SEP'23		6,000.00	$6,000.00	0.00	6,000.00
Desc: 5 TRAINING PROGRAMS SB - AUG&SEP'23		Acct: 72-111-111-1200		Vermont Community Foundation - Selec		
	Vendor Total:			6,000.00	0.00	6,000.00
039510	RC CLEANING LLC	RC CLEANING LLC			9/15/2023	81234
140	CLEANING SERVICES AUG'23		0.00	$1,239.20	0.00	1,239.20
Desc: CLEANING SERVICES AUG'23		Acct: 10-211-318-0000		HPD -CONTRACTED SERVICES		
Desc: CLEANING SERVICES AUG'23		Acct: 10-271-320-0000		DISP -EQUIP OPERATION/MAINT-OFF		
141	CLEANING SERVICES		0.00	$318.28	0.00	318.28
Desc: CLEANING SERVICES		Acct: 10-524-318-0000		PR -CONTRACTED SERVICES		
139	CLEANING SERVICES		0.00	$2,430.24	0.00	2,430.24
Desc: August Town Hall Cleaning		Acct: 10-161-318-0000		TH -CONTRACTED SERVICES		
	Vendor Total:			3,987.72	0.00	3,987.72
039710	REED TRUCK SERVICES INC	SG REED TRUCK SERVICES INC,			9/15/2023	81235
22669	PARTS		0.00	$71.28	0.00	71.28
Desc: PARTS		Acct: 10-321-321-0000		DPW -REPAIRS & MAINT-VEHICLES		

Bank ID / Vendor ID	Bank Name / Vendor Name	Payee Name	Check Date	Check No.
Detail: Invoice No.	Invoice Description	Cross Fund	Invoice Amt	Disc. Amt	Net Amt.
22569	PARTS	0.00	$72.80	0.00	72.80
Desc: PARTS	Acct: 10-321-321-0000	DPW -REPAIRS & MAINT-VEHICLES			
10232	RETURNED PARTS	0.00	$-402.00	0.00	-402.00
Desc: RETURNED PARTS	Acct: 10-321-321-0000	DPW -REPAIRS & MAINT-VEHICLES			
10905	H-8-104 Check Engine Light Diagnosi	0.00	$1,794.42	0.00	1,794.42
Desc: H-8-104 Check Engine Light Diagnosi	Acct: 10-321-318-0000	DPW -CONTRACTED SERVICES			
22620	PARTS	0.00	$219.40	0.00	219.40
Desc: PARTS	Acct: 10-321-321-0000	DPW -REPAIRS & MAINT-VEHICLES			
22939	PARTS	0.00	$72.00	0.00	72.00
Desc: PARTS	Acct: 10-321-321-0000	DPW -REPAIRS & MAINT-VEHICLES			
	Vendor Total:		1,827.90	0.00	1,827.90
040075	R.H. SCALES CO, INC	R.H. SCALES CO, INC	9/15/2023		81236
6-115897	PARTS	0.00	$96.85	0.00	96.85
Desc: PARTS	Acct: 10-321-321-0000	DPW -REPAIRS & MAINT-VEHICLES			
	Vendor Total:		96.85	0.00	96.85
040375	RICKER, ALLYN	ALLYN RICKER	9/15/2023		81237
SEP'23	REIMBURSEMENT	0.00	$660.87	0.00	660.87
Desc: Ret reimb Sep 23	Acct: 10-325-418-0100	DPW -RETIREE HEALTH INSURANCE			
	Vendor Total:		660.87	0.00	660.87
041450	SABIL & SONS, INC	SABIL & SONS, INC	9/15/2023		81238
45077	Brakes, bearings, cam shafts, misc	0.00	$1,679.71	0.00	1,679.71
Desc: Brakes, bearings, cam shafts, misc	Acct: 10-321-321-0000	DPW -REPAIRS & MAINT-VEHICLES			
44981	PARTS	0.00	$492.45	0.00	492.45
Desc: PARTS	Acct: 10-321-321-0000	DPW -REPAIRS & MAINT-VEHICLES			
45056	PARTS	0.00	$185.35	0.00	185.35
Desc: PARTS	Acct: 10-321-321-0000	DPW -REPAIRS & MAINT-VEHICLES			
98961	H-6_Repair Engine Oil Leak	0.00	$1,856.76	0.00	1,856.76
Desc: H-6_Repair Engine Oil Leak	Acct: 10-321-318-0000	DPW -CONTRACTED SERVICES			
45059	PARTS	0.00	$422.65	0.00	422.65
Desc: PARTS	Acct: 10-321-321-0000	DPW -REPAIRS & MAINT-VEHICLES			
98995	H-104_Towing Service to Reed from D	0.00	$625.00	0.00	625.00
Desc: H-104_Towing Service to Reed from D	Acct: 10-321-318-0000	DPW -CONTRACTED SERVICES			
45004	PARTS RETURNED	0.00	$-104.48	0.00	-104.48
Desc: PARTS RETURNED	Acct: 10-321-321-0000	DPW -REPAIRS & MAINT-VEHICLES			
45094	HOSE ASM	0.00	$12.44	0.00	12.44
Desc: HOSE ASM	Acct: 10-321-321-0000	DPW -REPAIRS & MAINT-VEHICLES			
	Vendor Total:		5,169.88	0.00	5,169.88
041760	SCITUATE CONCRETE PRODUCTS CORP		9/15/2023		81239
146208	BOX CULVERT - QUECHEE MAIN	0.00	$188,127.00	0.00	188,127.00
Desc: BOX CULVERT - QUECHEE MAIN	Acct: 10-313-318-0000	DPW -CONTRACTED SERVICES			
146189	BOX CULVERT - QUECHEE MAIN	0.00	$800.00	0.00	800.00
Desc: BOX CULVERT - QUECHEE MAIN	Acct: 10-313-318-0000	DPW -CONTRACTED SERVICES			
146224	BOX CULVERT - QUECHEE MAIN	0.00	$800.00	0.00	800.00
Desc: BOX CULVERT - QUECHEE MAIN	Acct: 10-313-318-0000	DPW -CONTRACTED SERVICES			

Bank ID / Vendor ID	Bank Name / Vendor Name	Payee Name	Check Date	Check No.
Detail: Invoice No.	Invoice Description	Cross Fund	Invoice Amt	Disc. Amt	Net Amt.
146211	BOX CULVERT - QUECHEE MAIN	0.00	$800.00	0.00	800.00
Desc: BOX CULVERT - QUECHEE MAIN	Acct: 10-313-318-0000	DPW -CONTRACTED SERVICES			
146180	BOX CULVERT - QUECHEE MAIN	0.00	$800.00	0.00	800.00
Desc: BOX CULVERT - QUECHEE MAIN	Acct: 10-313-318-0000	DPW -CONTRACTED SERVICES			
146237	BOX CULVERT - QUECHEE MAIN	0.00	$800.00	0.00	800.00
Desc: BOX CULVERT - QUECHEE MAIN	Acct: 10-313-318-0000	DPW -CONTRACTED SERVICES			
146188	BOX CULVERT - QUECHEE MAIN	0.00	$800.00	0.00	800.00
Desc: BOX CULVERT - QUECHEE MAIN	Acct: 10-313-318-0000	DPW -CONTRACTED SERVICES			
	Vendor Total:		192,927.00	0.00	192,927.00
043315	NATIONAL CENTER FOR SAFETY INITIATI			9/15/2023	81240
37130	BACKGROUND CHECK	0.00	$15.00	0.00	15.00
Desc: BACKGROUND CHECK	Acct: 10-121-315-0000	TM -RECRUITMENT & TRAINING			
35076	BACKGROUND CHECK	0.00	$15.00	0.00	15.00
Desc: BACKGROUND CHECK	Acct: 10-121-315-0000	TM -RECRUITMENT & TRAINING			
	Vendor Total:		30.00	0.00	30.00
044609	STRYKER SALES CORPORATION	STRYKER SALES CORPORATION		9/15/2023	81241
9204483567	MED EQUIP	0.00	$66.56	0.00	66.56
Desc: MED EQUIPMENT	Acct: 10-221-331-0500	HFD -MEDICAL EQUIPMENT & SUPPL			
	Vendor Total:		66.56	0.00	66.56
045300	TASCO SECURITY, INC			9/15/2023	81242
171823	ALARM MONITORING	105.00	$105.00	0.00	105.00
Desc: ALARM MONITORING	Acct: 30-971-318-0000	CONTRACTED SERVICES			
	Vendor Total:		105.00	0.00	105.00
045484	TELEPHONE & NETWORK TECHNOLOGIES			9/15/2023	81243
844382	DISPATCH HEADSETS	0.00	$484.68	0.00	484.68
Desc: DISPATCH HEADSETS	Acct: 10-271-331-0000	DISP -DEPARTMENT EQUIPMENT			
	Vendor Total:		484.68	0.00	484.68
046000	TI-SALES INC			9/15/2023	81244
INV0161654	CABLE ASSEMBLY	62.00	$62.00	0.00	62.00
Desc: CABLE ASSEMBLY	Acct: 50-954-323-0000	MATERIAL & SUPPLIES			
	Vendor Total:		62.00	0.00	62.00
046950	TWIN STATE SAND AND GRAVEL CO			9/15/2023	81245
110273	7" Erosion Stone_1-1/2" & 3/4" Twin	905.40	$905.40	0.00	905.40
Desc: 7" Erosion Stone_1-1/2" & 3/4" Twin	Acct: 12-500-311-0001	STORM 7.9.23 MATERIALS - 311			
110274	3" Minus Dense Grade/1-1/2" Twin Pk	530.66	$530.66	0.00	530.66
Desc: 3" Minus Dense Grade/1-1/2" Twin Pk	Acct: 12-500-311-0001	STORM 7.9.23 MATERIALS - 311			
	Vendor Total:		1,436.06	0.00	1,436.06
047190	USABLUEBOOK	USABLUEBOOK		9/15/2023	81246
INV00105301	MATERIALS	170.60	$170.60	0.00	170.60
Desc: MATERIALS	Acct: 60-961-323-0000	MATERIAL & SUPPLIES			

Bank ID	Bank Name					
Vendor ID	Vendor Name	Payee Name			Check Date	Check No.
Detail: Invoice No.	Invoice Description		Cross Fund	Invoice Amt	Disc. Amt	Net Amt.
		Vendor Total:		170.60	0.00	170.60
048300	VALLEY NEWS	VALLEY NEWS			9/15/2023	81247
125911,427448	SB AGENDA 09.19.23		0.00	$257.40	0.00	257.40
Desc: SB AGENDA 09.19.23		Acct: 10-111-312-0000		SB -ADVERTISING		
125978,426099	WATER SYST OP I		129.50	$129.50	0.00	129.50
Desc: WATER SYST OP I		Acct: 50-954-312-0000		ADVERTISING		
Desc: WATER SYST OP I		Acct: 55-955-312-0000		ADVERTISING		
123440,425200	ASSISTANT TOWN CLERK		0.00	$236.25	0.00	236.25
Desc: ASSISTANT TOWN CLERK		Acct: 10-151-312-0000		TC -ADVERTISING		
125977,426314	ADMINISTRATIVE ASSISTANT		0.00	$114.50	0.00	114.50
Desc: ADMINISTRATIVE ASSISTANT		Acct: 10-622-315-0000		PDZ -RECRUITMENT & TRAINING		
		Vendor Total:		737.65	0.00	737.65
048575	VERIZON WIRELESS				9/15/2023	81249
9943301656	VERIZON BROADBAND AUG'23		0.00	$1,815.90	0.00	1,815.90
Desc: VERIZON BROADBAND AUG'23		Acct: 10-221-324-0000		HFD -TELEPHONE		
Desc: VERIZON BROADBAND AUG'23		Acct: 10-211-320-0100		HPD -EQUIP OPERATION/COMMUNIC		
Desc: VERIZON BROADBAND AUG'23		Acct: 10-005-100-0000		DUE FROM OTHER GOVERNMENTS		
Desc: VERIZON BROADBAND AUG'23		Acct: 10-005-100-0000		DUE FROM OTHER GOVERNMENTS		
048575	VERIZON WIRELESS				9/15/2023	81248
9943368709	CELL PHONES AUG 2023		224.61	$2,437.95	0.00	2,437.95
Desc: Wireless		Acct: 10-121-324-0000		TM -TELEPHONE		
Desc: Wireless		Acct: 10-171-324-0000		FIN -TELEPHONE		
Desc: Wireless		Acct: 10-181-324-0000		IT -TELEPHONE		
Desc: Wireless		Acct: 10-221-324-0000		HFD -TELEPHONE		
Desc: Wireless		Acct: 10-211-324-0000		HPD -TELEPHONE		
Desc: Wireless		Acct: 10-271-324-0000		DISP -TELEPHONE		
Desc: Wireless		Acct: 10-325-324-0000		DPW -TELEPHONE		
Desc: Wireless		Acct: 10-511-324-0000		PR -TELEPHONE		
Desc: Wireless		Acct: 50-955-324-0000		TELEPHONE		
Desc: Wireless		Acct: 55-955-324-0000		TELEPHONE		
Desc: Wireless		Acct: 60-965-324-0000		TELEPHONE		
Desc: Wireless		Acct: 30-971-324-0000		TELEPHONE		
Desc: Wireless		Acct: 10-174-324-0000		ASE -TELEPHONE		
Desc: Wireless		Acct: 65-965-324-0000		TELEPHONE		
Desc: Wireless		Acct: 10-411-318-0000		HEA -CONTRACTED SERVICES		
Desc: Wireless		Acct: 10-512-318-0000		PR -CONTRACTED SERVICES		
Desc: CELL PHONES PAST DUE		Acct: 10-181-324-0000		IT -TELEPHONE		
		Vendor Total:		4,253.85	0.00	4,253.85
050045	XYLEM WATER SOLUTIONS U.S.A. INC				9/15/2023	81250
3556C89112	QWW_Whitman Brook Pump Repair		3,519.00	$3,519.00	0.00	3,519.00
Desc: QWW_Whitman Brook Pump Repair		Acct: 65-964-321-0200		REPAIRS & MAINT-MAINS & APPUR		
		Vendor Total:		3,519.00	0.00	3,519.00
050251	VERMONT LEAGUE OF CITIES AND TOWNS	VLCT PROPERTY & CASUALTY			9/15/2023	81251
REN230285-Q4	PROPERTY/LIABILITY INSURANCE		57,232.70	$200,677.55	0.00	200,677.55
Desc: P & L insurance		Acct: 10-013-100-0000		EXCHANGES PAYABLE		

Bank ID	Bank Name					
Vendor ID	Vendor Name	Payee Name			Check Date	Check No.
Detail: Invoice No.	Invoice Description		Cross Fund	Invoice Amt	Disc. Amt	Net Amt.
	Desc: P & L insurance	Acct: 10-811-418-0000		FIN -PROPERTY & LIABILITY INSURAN		
	Desc: P & L insurance	Acct: 30-975-418-0000		PROPERTY & LIABILITY INS		
	Desc: P & L insurance	Acct: 50-955-418-0000		PROPERTY & LIABILITY INS		
	Desc: P & L insurance	Acct: 55-955-418-0000		PROPERTY & LIABILITY INS		
	Desc: P & L insurance	Acct: 60-961-418-0000		PROPERTY & LIABILITY INSURANCE		
	Desc: P & L insurance	Acct: 65-963-418-0000		PROPERTY & LIABILITY INSURANCE		
	Desc: Work Comp insurance	Acct: 30-971-250-0000		WORKERS COMP		
	Desc: Work Comp insurance	Acct: 30-974-250-0000		WORKERS COMP		
	Desc: Work Comp insurance	Acct: 30-975-250-0000		WORKERS COMP		
	Desc: Work Comp insurance	Acct: 50-954-250-0000		WORKERS COMP		
	Desc: Work Comp insurance	Acct: 50-955-250-0000		WORKERS COMP		
	Desc: Work Comp insurance	Acct: 55-954-250-0000		WORKERS COMP		
	Desc: Work Comp insurance	Acct: 55-955-250-0000		WORKERS COMP		
	Desc: Work Comp insurance	Acct: 60-961-250-0000		WORKERS COMP		
	Desc: Work Comp insurance	Acct: 60-965-250-0000		WORKERS COMP		
	Desc: Work Comp insurance	Acct: 65-963-250-0000		WORKERS COMP		
	Desc: Work Comp insurance	Acct: 65-965-250-0000		WORKERS COMP		
	Desc: Work Comp insurance	Acct: 10-811-250-0000		FIN -Workers' Compensation		
		Vendor Total:		200,677.55	0.00	200,677.55
050455	VERMONT LIFE SAFETY LLC				9/15/2023	81252
48271	Replace Radio Box		1,520.00	$1,520.00	0.00	1,520.00
	Desc: Replace Radio Box	Acct: 60-961-321-0100		REPAIRS & MAINT-BUILDING		
		Vendor Total:		1,520.00	0.00	1,520.00
051300	VERMONT STATE COLLEGES				9/15/2023	81253
08.30.2023	TUITION - FALL 2023		0.00	$940.00	0.00	940.00
	Desc: TUITION - FALL 2023	Acct: 10-211-315-0000		HPD -RECRUITMENT & TRAINING		
		Vendor Total:		940.00	0.00	940.00
051347	VERMONT, STATE OF	TREASURER, STATE OF VERMONT			9/15/2023	81255
69882	VT0005320 APR-JUN'23 OP FEE		907.65	$907.65	0.00	907.65
	Desc: VT0005320 APR-JUN'23 OP FEE	Acct: 55-955-317-0000		PERMITS & LICENSES		
051347	VERMONT, STATE OF	TREASURER, STATE OF VERMONT			9/15/2023	81254
69881	VT0005319 APR-JUN'23 OP FEE		2,976.35	$2,976.35	0.00	2,976.35
	Desc: VT0005320 APR-JUN'23 OP FEE	Acct: 50-955-317-0000		PERMITS & LICENSES		
		Vendor Total:		3,884.00	0.00	3,884.00
051400	VERMONT STATE TREASURER LICENSES	VERMONT STATE TREASURER			9/15/2023	81256
2023 MAY-AUG	115 Dog Licenses MAY-AUG 2023		0.00	$575.00	0.00	575.00
	Desc: 115 Dog Licenses MAY-AUG 2023	Acct: 10-040-200-0200		DOG LICENSES		
		Vendor Total:		575.00	0.00	575.00
051942	VISION GOVERNMENT SOLUTIONS	VISION GOVERNMENT SOLUTIONS			9/15/2023	81257
108374	VISION ANNUAL FEE		0.00	$9,238.00	0.00	9,238.00
	Desc: VISION ANNUAL FEE	Acct: 10-174-318-0000		ASE -CONTRACTED SERVICES		
	Desc: VISION ANNUAL FEE	Acct: 10-174-318-0000		ASE -CONTRACTED SERVICES		
		Vendor Total:		9,238.00	0.00	9,238.00

Bank ID	Bank Name					
Vendor ID	Vendor Name	Payee Name			Check Date	Check No.
Detail: Invoice No.	Invoice Description	Cross Fund	Invoice Amt	Disc. Amt		Net Amt.
052300	WEBB, F W COMPANY	F.W. WEBB COMPANY			9/15/2023	81258
81100315	HYDRANT BUDDY KIT	4,794.95	$4,794.95	0.00		4,794.95
Desc:	Hydrant Buddy Kit_Water Department	Acct: 50-954-331-0000	DEPARTMENT EQUIPMENT			
Desc:	Hydrant Buddy Kit_Water Department	Acct: 55-954-331-0000	DEPARTMENT EQUIPMENT			
Desc:	Hydrant Buddy Kit_Water Department	Acct: 50-954-323-0000	MATERIAL & SUPPLIES			
Desc:	Hydrant Buddy Kit_Water Department	Acct: 55-954-323-0000	MATERIALS & SUPPLIES			
Desc:	HYDRANT BUDDY KIT	Acct: 50-954-331-0000	DEPARTMENT EQUIPMENT			
Desc:	HYDRANT BUDDY KIT	Acct: 55-954-331-0000	DEPARTMENT EQUIPMENT			
Desc:	HYDRANT BUDDY KIT	Acct: 50-954-323-0000	MATERIAL & SUPPLIES			
Desc:	HYDRANT BUDDY KIT	Acct: 55-954-323-0000	MATERIALS & SUPPLIES			
81691979	MATERIALS	388.83	$388.83	0.00		388.83
Desc:	MATERIALS	Acct: 50-954-321-0200	REPAIRS & MAINT-MAINS & APPUR			
82152052	MATERIALS	32.28	$32.28	0.00		32.28
Desc:	MATERIALS	Acct: 65-963-323-0000	MATERIALS & SUPPLIES			
	Vendor Total:		5,216.06	0.00		5,216.06
052326	WEED PRECAST, LLC				9/15/2023	81259
16016	Manhole Covers & Frames	844.36	$844.36	0.00		844.36
Desc:	Manhole Covers & Frames	Acct: 60-964-321-0200	REPAIRS & MAINT-MAINS			
16023	Manhole Covers & Frames (misc) - VA	63.00	$63.00	0.00		63.00
Desc:	Manhole Covers & Frames (misc) - VA	Acct: 60-964-321-0200	REPAIRS & MAINT-MAINS			
16030	Manhole Covers & Frames - VA Cutoff	645.93	$645.93	0.00		645.93
Desc:	Manhole Covers & Frames - VA Cutoff	Acct: 60-964-321-0200	REPAIRS & MAINT-MAINS			
16031	Manhole Covers & Frames_Returned It	-802.36	$-802.36	0.00		-802.36
Desc:	Manhole Covers & Frames_Returned It	Acct: 60-964-321-0200	REPAIRS & MAINT-MAINS			
	Vendor Total:		750.93	0.00		750.93
053040	WHITE RIVER CAR WASH				9/15/2023	81260
AUG'23	CAR WASH AUG'23	0.00	$142.00	0.00		142.00
Desc:	CAR WASH AUG'23	Acct: 10-211-321-0000	HPD -REPAIRS & MAINT-VEHICLES			
	Vendor Total:		142.00	0.00		142.00
053150	SWISH WHITE RIVER LTD				9/15/2023	81261
W579482	CLEANING SUPPLIES	60.90	$60.90	0.00		60.90
Desc:	CLEANING SUPPLIES	Acct: 60-961-323-0000	MATERIAL & SUPPLIES			
W581117	CLEANING SUPPLIES	163.90	$245.85	0.00		245.85
Desc:	CLEANING SUPPLIES	Acct: 10-325-323-0000	DPW -MATERIAL & SUPPLIES			
Desc:	CLEANING SUPPLIES	Acct: 50-955-323-0000	MATERIAL & SUPPLIES			
Desc:	CLEANING SUPPLIES	Acct: 55-955-323-0000	MATERIALS & SUPPLIES			
W580517	CLEANING SUPPLIES	0.00	$163.80	0.00		163.80
Desc:	CLEANING SUPPLIES	Acct: 10-211-318-0000	HPD -CONTRACTED SERVICES			
Desc:	CLEANING SUPPLIES	Acct: 10-271-320-0000	DISP -EQUIP OPERATION/MAINT-OFF			
W579536	CLEANING SUPPLIES	0.00	$441.05	0.00		441.05
Desc:	CLEANING SUPPLIES	Acct: 10-211-318-0000	HPD -CONTRACTED SERVICES			
Desc:	CLEANING SUPPLIES	Acct: 10-271-320-0000	DISP -EQUIP OPERATION/MAINT-OFF			
W580312	CLEANING SUPPLIES	0.00	$130.40	0.00		130.40
Desc:	CLEANING SUPPLIES	Acct: 10-161-323-0000	TH -MATERIAL & SUPPLIES			

Bank ID	Bank Name					
Vendor ID	Vendor Name	Payee Name			Check Date	Check No.
Detail: Invoice No.	Invoice Description		Cross Fund	Invoice Amt	Disc. Amt	Net Amt.
		Vendor Total:		1,042.00	0.00	1,042.00
059754	MYREC.COM	R. B. PRODUCTIONS			9/15/2023	81262
03216741S	2023-2024 Recreation Software Annu		0.00	$5,120.00	0.00	5,120.00
Desc:	2023-2024 Recreation Software Annu	Acct:	10-511-318-0000	PR -CONTRACTED SERVICES		
		Vendor Total:		5,120.00	0.00	5,120.00
059882	CARY, SANDRA	SANDRA CARY			9/15/2023	81263
2024-3	REIMBURSEMENT-AMAZON/USPS/ERDEI		0.00	$211.06	0.00	211.06
Desc:	REIMBURSEMENT-AMAZON/USPS/ERDEI	Acct:	10-712-316-0500	LIB -APPROP - W. HARTFORD LIBRAF		
		Vendor Total:		211.06	0.00	211.06
060110	NATIONAL - METER	NATIONAL BUSINESS TECHNOLOGIES LLC			9/15/2023	81264
IN566327	METER COPIER - AUG 2023		0.00	$366.22	0.00	366.22
Desc:	METER COPIER - AUG 2023 - PLANN	Acct:	10-174-323-0000	ASE -MATERIAL & SUPPLIES		
Desc:	METER COPIER - AUG 2023 - FD	Acct:	10-221-320-0000	HFD -EQUIP OPERATION/MAINT-OFFI		
Desc:	METER COPIER - AUG 2023 - REC	Acct:	10-511-318-0000	PR -CONTRACTED SERVICES		
Desc:	METER COPIER - AUG 2023 - PD	Acct:	10-211-320-0000	HPD -EQUIP OPERATION/MAINT-OFFI		
Desc:	METER COPIER - AUG 2023 - FIN	Acct:	10-171-323-0000	FIN -MATERIAL & SUPPLIES		
Desc:	METER COPIER - AUG 2023 - TM	Acct:	10-121-318-0000	TM -CONTRACT SERVICES		
Desc:	METER COPIER - AUG 2023 - VALUATIO	Acct:	10-174-318-0000	ASE -CONTRACTED SERVICES		
		Vendor Total:		366.22	0.00	366.22
060111	NATIONAL - LEASES	NATIONAL BUSINESS TECHNOLOGIES			9/15/2023	81265
80621028	LEASE COPIER - AUG'23		315.97	$1,235.69	0.00	1,235.69
Desc:	LEASE COPIER - AUG'23 DPW	Acct:	50-955-330-0000	OFFICE EQUIPMENT		
Desc:	LEASE COPIER - AUG'23 DPW	Acct:	55-955-330-0000	OFFICE EQUIPMENT		
Desc:	LEASE COPIER - AUG'23 DPW	Acct:	60-965-330-0000	OFFICE EQUIPMENT		
Desc:	LEASE COPIER - AUG'23 DPW	Acct:	65-965-330-0000	OFFICE EQUIPMENT		
Desc:	LEASE COPIER - AUG'23 PD	Acct:	10-211-318-0000	HPD -CONTRACTED SERVICES		
Desc:	LEASE COPIER - AUG'23 - VAL	Acct:	10-174-320-0000	ASE -EQUIP OPERATION/MAINT-OFFI		
Desc:	LEASE COPIER - AUG'23 - PLANN	Acct:	10-622-320-0000	PDZ -EQUIP OPERATION/MAINT-OFFI		
Desc:	LEASE COPIER - AUG'23 - REC	Acct:	10-511-318-0000	PR -CONTRACTED SERVICES		
Desc:	LEASE COPIER - AUG'23 - FD	Acct:	10-221-320-0000	HFD -EQUIP OPERATION/MAINT-OFFI		
Desc:	LEASE COPIER - AUG'23 - FIN	Acct:	10-171-318-0000	FIN -CONTRACTED SERVICES		
Desc:	LEASE COPIER - AUG'23 - ADMIN	Acct:	10-121-318-0000	TM -CONTRACT SERVICES		
80929422	LEASE COPIER - SEP'23		285.97	$1,160.69	0.00	1,160.69
Desc:	LEASE COPIER - SEP'23 - DPW	Acct:	50-955-330-0000	OFFICE EQUIPMENT		
Desc:	LEASE COPIER - SEP'23 - DPW	Acct:	55-955-330-0000	OFFICE EQUIPMENT		
Desc:	LEASE COPIER - SEP'23 - DPW	Acct:	60-965-330-0000	OFFICE EQUIPMENT		
Desc:	LEASE COPIER - SEP'23 - DPW	Acct:	65-965-330-0000	OFFICE EQUIPMENT		
Desc:	LEASE COPIER - SEP'23 - PD	Acct:	10-211-318-0000	HPD -CONTRACTED SERVICES		
Desc:	LEASE COPIER - SEP'23 - VAL	Acct:	10-174-320-0000	ASE -EQUIP OPERATION/MAINT-OFFI		
Desc:	LEASE COPIER - SEP'23	Acct:	10-622-320-0000	PDZ -EQUIP OPERATION/MAINT-OFFI		
Desc:	LEASE COPIER - SEP'23 - REC	Acct:	10-511-318-0000	PR -CONTRACTED SERVICES		
Desc:	LEASE COPIER - SEP'23 - FD	Acct:	10-221-320-0000	HFD -EQUIP OPERATION/MAINT-OFFI		
Desc:	LEASE COPIER - SEP'23 - FIN	Acct:	10-171-318-0000	FIN -CONTRACTED SERVICES		
Desc:	LEASE COPIER - SEP'23 - ADMIN	Acct:	10-121-318-0000	TM -CONTRACT SERVICES		
		Vendor Total:		2,396.38	0.00	2,396.38

Bank ID	Bank Name					
Vendor ID	Vendor Name	Payee Name			Check Date	Check No.
Detail: Invoice No.	Invoice Description	Cross Fund	Invoice Amt	Disc. Amt		Net Amt.
060124	GREEN MAPLE, LLC	GREEN MAPLE, LLC			9/15/2023	81266
98064	SOLAR ARRAY JULY 2023	4,538.66	$19,313.50	0.00		19,313.50
Desc:	July 2023 solar electricity	Acct: 10-530-329-0000	PR -ELECTRICITY			
Desc:	July 2023 solar electricity	Acct: 10-161-329-0000	TH -ELECTRICITY			
Desc:	July 2023 solar electricity	Acct: 10-221-329-0000	HFD -ELECTRICITY			
Desc:	July 2023 solar electricity	Acct: 10-211-329-0000	HPD -ELECTRICITY			
Desc:	July 2023 solar electricity	Acct: 10-271-329-0000	DISP -ELECTRICITY			
Desc:	July 2023 solar electricity	Acct: 55-953-329-0000	ELECTRICITY			
Desc:	July 2023 solar electricity	Acct: 60-962-329-0000	ELECTRICITY			
Desc:	July 2023 solar electricity	Acct: 10-421-329-0000	SEN -ELECTRICITY / GAS			
Desc:	July 2023 solar electricity	Acct: 30-971-329-0000	ELECTRICITY			
Desc:	July 2023 solar electricity	Acct: 65-964-329-0000	ELECTRICITY			
	Vendor Total:		19,313.50	0.00		19,313.50
500894	SECURSHRED	SECURSHRED			9/15/2023	81267
343777	SHREDDDING	0.00	$22.00	0.00		22.00
Desc:	SHREDDDING	Acct: 10-325-318-0000	DPW -CONTRACT SERVICES			
	Vendor Total:		22.00	0.00		22.00
502199	NULTY, PAULA M	PAULA M NULTY			9/15/2023	81268
2024	Dental deductible FY24	0.00	$25.00	0.00		25.00
Desc:	Dental deductible FY24	Acct: 10-121-230-0000	TM -DENTAL			
	Vendor Total:		25.00	0.00		25.00
502332	ULNESS, JEFFREY & AMY				9/15/2023	81269
2024	REFUND	0.00	$1,467.13	0.00		1,467.13
Desc:	Refund - Overpayment of taxes	Acct: 10-003-100-0000	CURRENT TAXES RECEIVABLE			
	Vendor Total:		1,467.13	0.00		1,467.13
502730	BARNES, TATUM	TATUM A BARNES			9/15/2023	81270
07.05.23-08.11.23	MILEAGE REIMBURSEMENT	0.00	$78.60	0.00		78.60
Desc:	MILEAGE REIMBURSEMENT	Acct: 10-511-311-0000	PR -TRAVEL & MEETINGS			
	Vendor Total:		78.60	0.00		78.60
502897	BOBER, ISABEL				9/15/2023	81271
862760	REFUND NFL FLAG FOOTBALL	0.00	$55.00	0.00		55.00
Desc:	REFUND NFL FLAG FOOTBALL	Acct: 10-514-325-0000	PR -REFUNDS			
	Vendor Total:		55.00	0.00		55.00
502898	SWITZER, ASHLEY	ASHLEY SWITZER			9/15/2023	81272
862758	REFUND NFL FLAG FOOTBALL	0.00	$55.00	0.00		55.00
Desc:	REFUND NFL FLAG FOOTBALL	Acct: 10-514-325-0000	PR -REFUNDS			
	Vendor Total:		55.00	0.00		55.00
502899	BELMONT, JILLIAN	JILLIAN BELMONT			9/15/2023	81273
862762	REFUND NFL FLAG FOOTBALL	0.00	$55.00	0.00		55.00
Desc:	REFUND NFL FLAG FOOTBALL	Acct: 10-514-325-0000	PR -REFUNDS			

Bank ID / Vendor ID	Bank Name / Vendor Name	Payee Name	Check Date	Check No.
Detail: Invoice No.	Invoice Description	Cross Fund / Acct	Invoice Amt	Disc. Amt / Net Amt.
	Vendor Total:		55.00	0.00 / 55.00
502900	RODRIGUEZ, JACLYNN	JACLYNN RODRIGUEZ	9/15/2023	81274
862764	REFUND NFL FLAG FOOTBALL	0.00	$55.00	0.00 / 55.00
Desc: REFUND NFL FLAG FOOTBALL		Acct: 10-514-325-0000	PR -REFUNDS	
	Vendor Total:		55.00	0.00 / 55.00
502901	ASHEY, PAT	PAT ASHEY	9/15/2023	81275
862770	REFUND NFL FLAG FOOTBALL	0.00	$55.00	0.00 / 55.00
Desc: REFUND NFL FLAG FOOTBALL		Acct: 10-514-325-0000	PR -REFUNDS	
	Vendor Total:		55.00	0.00 / 55.00
FUND 1 0	**HRA / FSA / DCR**		**Bank Total:**	**637,183.34**
FUND 1 0 HRA	**HRA / FSA / DCR**			
032103	MVP HEALTH - HRA / DCRA		9/15/2023	1056
09.09.2023	HRA/FSA 07.30.23 - 09.09.23	1,778.51	$17,174.22	0.00 / 17,174.22
Desc: DCRA		Acct: 10-012-200-0520	SECTION 125 DEPENDENT CARE AC(	
Desc: FSA 07.30.23 - 09.09.23		Acct: 10-012-200-0510	SECTION 125 HEALTH CARE ACCT	
Desc: MVP HRA 07.30.23 - 09.09.23		Acct: 10-121-225-0000	TM -HRA/CHOICECARE CARD	
Desc: MVP HRA 07.30.23 - 09.09.23		Acct: 10-171-225-0000	FIN -HRA/CHOICECARE CARD	
Desc: MVP HRA 07.30.23 - 09.09.23		Acct: 10-171-418-0100	FIN -RETIREE HEALTH INSURANCE	
Desc: MVP HRA 07.30.23 - 09.09.23		Acct: 10-174-225-0000	ASE -HRA/CHOICECARE CARD	
Desc: MVP HRA 07.30.23 - 09.09.23		Acct: 10-211-225-0000	HPD -HRA/CHOICECARE CARD	
Desc: MVP HRA 07.30.23 - 09.09.23		Acct: 10-211-418-0100	HPD -RETIREE HEALTH INSURANCE	
Desc: MVP HRA 07.30.23 - 09.09.23		Acct: 10-221-225-0000	HFD -HRA/CHOICECARE CARD	
Desc: MVP HRA 07.30.23 - 09.09.23		Acct: 10-221-418-0100	HFD -RETIREE HEALTH INSURANCE	
Desc: MVP HRA 07.30.23 - 09.09.23		Acct: 10-271-225-0000	DISP -HRA/CHOICECARE CARD	
Desc: MVP HRA 07.30.23 - 09.09.23		Acct: 10-311-225-0000	DPW -HRA/CHOICECARE CARD	
Desc: MVP HRA 07.30.23 - 09.09.23		Acct: 10-325-225-0000	DPW -HRA/CHOICECARE CARD	
Desc: MVP HRA 07.30.23 - 09.09.23		Acct: 10-511-225-0000	PR -HRA/CHOICECARE CARD	
Desc: MVP HRA 07.30.23 - 09.09.23		Acct: 10-514-225-0000	PR -HRA/CHOICECARE CARD	
Desc: MVP HRA 07.30.23 - 09.09.23		Acct: 10-521-418-0100	PR -RETIREE HEALTH INSURANCE	
Desc: MVP HRA 07.30.23 - 09.09.23		Acct: 10-530-225-0000	PR -HRA/CHOICECARE CARD	
Desc: MVP HRA 07.30.23 - 09.09.23		Acct: 50-954-225-0000	HRA/CHOICECARE CARD	
Desc: MVP HRA 07.30.23 - 09.09.23		Acct: 50-955-225-0000	HRA/CHOICECARE CARD	
Desc: MVP HRA 07.30.23 - 09.09.23		Acct: 55-955-225-0000	HRA/CHOICECARE CARD	
Desc: MVP HRA 07.30.23 - 09.09.23		Acct: 60-961-225-0000	HRA/CHOICECARE CARD	
Desc: MVP HRA 07.30.23 - 09.09.23		Acct: 60-965-225-0000	HRA/CHOICECARE CARD	
Desc: MVP HRA 07.30.23 - 09.09.23		Acct: 65-963-225-0000	HRA/CHOICECARE CARD	
Desc: MVP HRA 07.30.23 - 09.09.23		Acct: 65-965-225-0000	HRA/CHOICECARE CARD	
	Vendor Total:		17,174.22	0.00 / 17,174.22
FUND 1 0 HRA			**Bank Total:**	**17,174.22**

	Holdback Total				
					749,399.97
Batch Totals:	0.00	160,769.66		0.00	910,169.63

Bank ID	Bank Name					
Vendor ID	Vendor Name	Payee Name			Check Date	Check No.
Detail: Invoice No.	Invoice Description		Cross Fund	Invoice Amt	Disc. Amt	Net Amt.

_____ MICHAEL HOYT

_____ DANIEL FRASER

_____ KIM SOUZA

_____ LANNIE J. COLLINS

_____ MARY M. ERDEI

_____ ROCKET

_____ ALLY TUFENKJIAN

_____

_____ GAIL OSTROUT

_____ JOSEPH MAJOR